

# V VANDERBILT FOOTBALL

## 2024 GAME NOTES BIRMINGHAM BOWL vs. GEORGIA TECH

### GAME 13

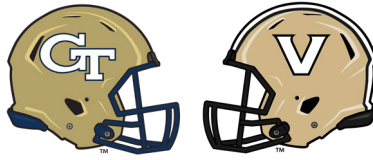
 **GEORGIA TECH** (7-5, 5-3 ACC)  
**vs. VANDERBILT** (6-6, 3-5 SEC)

 **FRIDAY, DEC. 27**  
2:30 p.m.

 **BIRMINGHAM, ALA.**  
Protective Stadium (42,354 • Artificial Turf)

 **ESPN**  
Dave Neal, Aaron Murray, Ashley ShahAhmadi

 **102.5 THE GAME** (Until 6 p.m.)  
**94.9 THE FAN** (Full broadcast)  
Vanderbilt Athletics App • SiriusXM 374  
Andrew Allegretta, Norman Jordan and Kevin Ingram



### STORYLINES

#### BIRMINGHAM BOWL BOUND

- For the 10th time in school history, Vanderbilt football is headed to a bowl game. The Commodores will face Georgia Tech in the Birmingham Bowl at Protective Stadium.
- Vanderbilt is in the postseason for first time since 2018 when it dropped at 45-38 decision to Baylor in the Texas Bowl. The Dores are looking for their first postseason victory since the 2013 campaign when Jordan Matthews earned MVP honors in a then-BBVA Compass, now Birmingham, Bowl win over Houston.
- With the return to the Birmingham Bowl, Vanderbilt will have played six of its 10 bowl games in Alabama or Tennessee.
- Vanderbilt and Georgia Tech have met 38 times with the Yellow Jackets holding a 20-15-3 edge in the series. Tech won the last meeting, 38-7, in Atlanta in 2016.
- The teams were both members of the Southeastern Conference from its founding until 1963 when Georgia Tech departed to become an independent. Vandy's last win in the series was in Nashville in 1941.
- Vandy and Georgia Tech have never met in the postseason, while it will be Vanderbilt's fourth bowl game against an ACC team. The Dores defeated Boston College and NC State in the Music City Bowl in 2008 and 2012, respectively, and fell to NC State in the 2016 Independence Bowl.

#### BOWL HISTORY (4-4-1)

1955	Gator Bowl	vs. Auburn	W, 25-13
1974	Peach Bowl	vs. Texas Tech	T, 6-6
1982	Hall of Fame Bowl	vs. Air Force	L, 28-36
2008	Music City Bowl	vs. Boston College	W, 16-14
2011	Liberty Bowl	vs. Cincinnati	L, 24-31
2012	Music City Bowl	vs. NC State	W, 38-24
2013	BBVA Compass Bowl	vs. Houston	W, 41-24
2016	Independence Bowl	vs. NC State	L, 14-17
2018	Texas Bowl	vs. Baylor	L, 38-45

#### POSTSEASON SEC ACCOLADES

- Vanderbilt football's historic season has resulted in the Commodores collecting SEC Coach of the Year (Clark Lea) and SEC Newcomer of the Year (Diego Pavia).
- It is the first time since Warren Norman was selected SEC Freshman of the Year in 2009 that Vanderbilt has collected an SEC individual postseason award from the league's coaches.
- Lea is the first SEC Coach of the Year on West End since Bobby Johnson, Lea's own coach as a player at Vandy, in 2008. Johnson led the Commodores to a 7-6 mark and Music City Bowl win, Vandy's first bowl win since 1955. He shared the award with Alabama's Nick Saban and Houston Nutt from Ole Miss, meaning the last time a Vanderbilt coach won the award outright was in 1982 when George MacIntyre led Vandy to an 8-4 mark and berth in the Hall of Fame Bowl.
- Vanderbilt won six of its first nine games for the first time since 1982, won at Auburn's Jordan-Hare Stadium for the first time ever, defeated Alabama and Auburn in the same season for the first time since 1955, was ranked in the Associated Press poll for the first time since the conclusion of the 2013 season, played a game as a ranked team for the first time since the 2012 Music City Bowl and played a regular season game while ranked for the first time since 2008.
- Pavia collects the SEC's first-ever Newcomer of the Year award. Separate from the Freshman of the Year, Newcomer of the Year recognizes the top transfer student-athlete who has not previously competed in the SEC and is not a freshman in eligibility status.
- Named a semifinalist for the Maxwell Award and Davey O'Brien Award, Pavia threw the fewest interceptions by a Vanderbilt quarterback since at least 1996 (minimum 200 attempts) and had the second-fewest interceptions among SEC quarterbacks this season with at least 250 attempts.
- In addition to the pair of individual awards, four Dores earned All-SEC honors. Eli Stowers was named the first-team tight end, Jesse Mirco (punter) and Martel Hight (return specialist) were chosen for the second team and Brock Taylor was named the third-team kicker.

### 2024 SCHEDULE

Aug. 31	RV/RV Virginia Tech	ESPN	W, 34-27 (OT)
Sept. 7	Alcorn State (RV/-)	ESPNU	W, 55-0
Sept. 14	at Georgia State (RV/-)	ESPN+	L, 32-36
Sept. 21	at #7/8 Missouri*	SECN	L, 27-30 (2OT)
Oct. 5	#1/2 Alabama*	SECN	W, 40-35
Oct. 12	at RV/RV Kentucky* (RV/RV)	SECN	W, 20-13
Oct. 19	Ball State (RV/RV)	ESPN+/SECN+	W, 24-14
Oct. 26	#5/6 Texas* (#25/25)	SEC Network	L, 24-27
Nov. 2	at Auburn* (RV/RV)	SEC Network	W, 17-7
Nov. 9	RV/RV South Carolina* (#24/25)	SEC Network	L, 7-28
Nov. 23	at RV/RV LSU* (RV/RV)	SEC Network	L, 17-24
Nov. 30	#7/8 Tennessee*	ABC	L, 23-36

Birmingham Bowl (Protective Stadium • Birmingham, Ala.)

Dec. 27 vs. (-/RV) Georgia Tech ESPN 2:30 p.m.

\*SEC game • All times Central • Home games in bold

Rankings: AP/Coaches | Opponent rank before team; Vandy rank after

### TABLE OF CONTENTS

1-6	Game Notes
7	Series History • Athletics Communications
8-10	Bowl Records & Results
11	Vanderbilt, Nashville & VUFB By the Numbers • Dores in the NFL
12	Quick Facts • Pronunciations
13	2024 Honors & Awards
14-15	Rosters
16	Positional & Geographic Breakdown
17	Majors & Eligibility
18	Newsstand
19-29	Commodore Capsules
30-33	Game Recaps
34	The Record When • Starters
35	Game Details • Starting Lineups • Game-by-Game Leaders
36-39	Turnover Battle • Drive Charts • Big Plays • Scoring Drives
40-41	Record Book Quick Glance
42-64	2024 Statistics
65	The Last Time

### FOOTBALL COMMUNICATIONS

#### Assistant Athletic Director • Communications

**Michael Scholl**

Primary Contact

[mike.scholl@vanderbilt.edu](mailto:mike.scholl@vanderbilt.edu) • 574.876.6248

#### Associate Athletic Director • Communications

**Brian Fremund**

Secondary Contact • Credentials

[brian.fremund@vanderbilt.edu](mailto:brian.fremund@vanderbilt.edu) • 251.623.3191

#### Credentials

[sportssystems.com/vanderbilt](https://sportssystems.com/vanderbilt)

#### Media Hub

[VUCommodores.com/pressbox](https://VUCommodores.com/pressbox)

# GAME NOTES

## DOMINANT DIEGO

- Diego Pavia's 17 passing touchdowns ranked seventh in the SEC during the regular season. The 17 touchdowns are sixth most by a Commodore in a season.
- On the ground, no Power 4 quarterback had more rushing yards at the conclusion of the regular season as he went for a Vanderbilt quarterback-record 716 yards. He is fourth among Power 4 signal-callers with 28 rushes of at least 10 yards on the season.
- For his career, Pavia leads active Power 4 quarterbacks with 2,147 rushing yards, while his 6,556 career passing yards are eighth among active FBS quarterbacks.
- He was named one of 16 semifinalists for the 88th Annual Maxwell Award, as well as one of 16 semifinalists for the Davey O'Brien Award.
- His performance in the win over top-ranked Alabama on Oct. 5 landed him SEC Offensive Player of the Week. He was also named the Davey O'Brien National Quarterback of the Week and the Maxwell Award Player of the Week.
- He became the 13th quarterback since 2004 to defeat Alabama and Auburn in the same season and just the fourth do to so without playing in the SEC West (Stetson Bennett, Deshaun Watson, Matthew Stafford). He is the seventh quarterback in that same time frame to have at least three career wins over the Tigers and Tide, joining Jayden Daniels, Bennett, Joe Burrow, Jarrett Lee, Jordan Jefferson, Stafford and JaMarcus Russell.
- Pavia piloted a deadly efficient offense in 2023 while leading New Mexico State to 10 wins. He ranked among the top 35 in FBS in passing touchdowns, points, passing yards per attempt and passing efficiency last season. In addition, Pavia ranked fifth among FBS quarterbacks in Pro Football Focus' Elusive Rating.

## FEWEST INTERCEPTIONS

- Diego Pavia's four interceptions thrown this season are the fewest by a Vanderbilt quarterback in a season with at least 20 attempts since 1996.
- He topped the mark held by Jay Cutler (2004), Riley Neal (2019), Jordan Rodgers (2012) and Larry Smith (2010).
- With 277 attempts, Pavia hit the mark with more passing attempts than three of the four who previously held the record (Rodgers had 319 attempts).
- As a team, Vandy's four interceptions this season are the fewest on record (1946). The previous low total for interceptions thrown was five in 2004 and 2012. It is just the 13th time since 1946 that Vanderbilt has thrown fewer than 10 interceptions in a season.

## SPECIAL PLAYS, SPECIAL PLAYERS

- The Commodores claimed three All-SEC awards on special teams. Jesse Mirco (punter) and Martel Hight (return specialist) were chosen to the second team and Brock Taylor was named the third-team kicker.
- Vanderbilt's special teams efficiency of 72.0 according to ESPN's FPI ranks third among FBS programs and leads all SEC teams.
- Vandy is first in the SEC and sixth in FBS with 16.2 yards per punt return. Hight leads all SEC players and is second nationally in punt return average.
- Mirco is averaging 48.0 yards per punt on the season, best in the SEC and second in FBS.
- Mirco was named SEC Special Teams Player of the Week (Nov. 4) after averaging 52.9 yards on a career-high eight punts at Auburn.
- Taylor drilled a program-record 57-yard field goal at Missouri on Sept. 21. Taylor has five makes of 50 or more yards this season, making him the first player on record to accomplish the feat at Vanderbilt.
- Taylor has been named SEC Special Teams Player of the Week twice this season. His 18 field goals are second-most by a Commodore in a season. Taylor is 11-for-11 over the last eight games.
- In the regular-season finale vs. Tennessee, Junior Sherrill took the opening kickoff back 100 yards for a touchdown, which marked Vandy's first kickoff return for a touchdown since Aug. 26, 2023 vs. Hawai'i.
- The 100-yard return was the longest by a Commodore since Sept. 20, 2014 vs. South Carolina. It was the first kickoff return for a score that Tennessee had given up since the 2021 season when Missouri accomplished the feat.

## BEAR-LEA SCRATCHING THE SURFACE

- Head coach Clark Lea was named the SEC Coach of the Year after leading Vanderbilt to its first postseason appearance since 2018. He's the first Commodore coach to win the award since Bobby Johnson in 2008. Johnson was Lea's coach during his playing career at Vandy.
- Lea has also been named AFCA Region 2 Coach of the Year and is a finalist for the National Coach of the Year.
- He was also named to the Paul "Bear" Bryant Coach of the Year watch list after Vanderbilt's historical first half of the season.
- Many of the positive developments this season have come after Lea retooled the coaching staff following the 2023 season. In addition to taking over defensive coordinator duties, Lea hired a new offensive coordinator (Tim Beck), director of sports performance (Robert Stiner) and chief consultant (Jerry Kill).
- With 11 new hires on the football coaching staff and over 50 new student-athletes on the roster, Lea's Commodores have made history this fall. With victories in six of its first nine games, Vanderbilt recorded its best start since 1982 and is bowl eligible for the first time since 2018.

## BOWLING ON THE PLAINS

- Vanderbilt defeated Auburn 17-7 on Nov. 2 to collect its first win at Jordan-Hare Stadium in its 10th visit all-time.
- With their sixth win, the Commodores became bowl eligible for the first time since 2018.
- The Commodores have defeated both Alabama and Auburn in the same season for the first time since 1955.

- The Dores held the Tigers to seven points, fewest versus a Power 4 opponent since Kansas State in 2017 and fewest against an SEC opponent since Missouri in 2015.
- Jesse Mirco finished the game with eight punts for 423 yards. His average of 52.9 yards per punt was second-best by a Vandy punter (minimum five attempts) in a single game. Mirco was named SEC Special Teams Player of the Week.
- Diego Pavia became the 13th starting quarterback since 2004 to defeat both Alabama and Auburn in the same season.

## BROCKET LAUNCHER

- Brock Taylor made his 17th field goal at LSU, a 47-yarder, to move into second on Vanderbilt's season field goal record list. He increased his season total to 18 field goals with a make vs. Tennessee in the regular-season finale and is now two shy of matching the program record of 20 set by Carey Spear in 2012.
- Taylor is 11-for-11 in the last eight games.
- He connected on a program-record 57-yard field goal at Missouri on Sept. 21. Taylor has five makes of 50 or more yards this season, making him the first player on record to accomplish the feat at Vanderbilt.
- Taylor has been named SEC Special Teams Player of the Week twice this season and was named a semifinalist for the Lou Groza Collegiate Place-Kicker Award on Nov. 19.

## RELIABLE

- Eli Stowers' 583 receiving yards this season are the second-most by a Vanderbilt tight end since 1996. He trails only the 774 accumulated by Jared Pinkney in the 2018 season. Pinkney, Stowers and Steven Scheu (2014) are the only Vanderbilt tight ends since 1996 to eclipse 500 receiving yards in a season.
- In addition, Stowers is the only Vanderbilt tight end since 1996 to complete a pass in a game after he hit fellow tight end Cole Spence for a 17-yard touchdown in the win over Alcorn State.
- Stowers finished the regular season second among SEC tight ends, sixth in the Power 4 tight ends and 10th among all of FBS tight ends in receiving yards.
- Stowers became the first Vandy tight end since at least 1996 to have multiple games with 100-plus receiving yards in a season. He has three such games this season after totaling 110 receiving yards vs. Georgia State and 130 vs. Ball State in addition to the Alabama game.
- Stowers became just the sixth tight end since 1996 to register 100-plus receiving yards in a game vs. Alabama:

Player	Date	Game	Rec. Yards
Eli Stowers	10.5.24	Vanderbilt vs. #1 Alabama	113
Ja'Tavion Sanders	9.9.23	#11 Texas at #3 Alabama	114
Brock Bowers	12.4.21	#1 Georgia vs. #4 Alabama	139
Kyle Pitts	12.19.20	#11 Florida vs. #1 Alabama	129
Kenny Yeboah	10.10.20	Ole Miss vs. #2 Alabama	181
Evan Engram	9.17.16	#19 Ole Miss vs. #1 Alabama	138

## NEW HIGHTS

- Sophomore cornerback Martel Hight leads the SEC and ranks second in FBS with a 16.2 punt return average. He leads the Commodore defense with two interceptions on the season.
- In the win over Alcorn State this season, Hight became the first Dore with 100-plus punt return yards since Jonathan Krause on Nov. 24, 2012 at Wake Forest (110 yards). Hight's punt return for a touchdown was the first since Krause's at Wake Forest in 2012.
- He is now the first Commodore to have 100-plus punt return yards in a season since the 2019 campaign, reaching the mark in just two games.
- Hight emerged as a key cog in the Commodore defense last season, playing in 11 games with 38 tackles, two break-ups and an interception return for a touchdown.
- When Hight registered a 37-yard interception return for a touchdown against UNLV last season, he became the first Vanderbilt freshman in school history to return an interception for a touchdown and the first Dore of any age to do so since 2019.

## JUNIOR AS A SOPHOMORE

- Fellow sophomore Junior Sherrill has continued to build on his contributions from his freshman campaign last season. Sherill finished with 20 receptions for 293 yards and two touchdowns while playing in all 12 contests. He surpassed all three totals in 10 games this season.
- The Nashvillian has made at least one catch in 23 straight games and has multiple receptions in eight consecutive contests.
- Sherrill received the opening kickoff vs. Tennessee and returned it 100 yards to the house for Vandy's longest kickoff return for a touchdown since 2014.
- He had a personal-best five catches for 62 yards and a receiving touchdown vs. No. 5/6 Texas on Oct. 26.
- Sherrill was rated the No. 8 freshman wide receiver in the nation by Pro Football Focus.

## SEDRIK THE ENTERTAINER

- Sophomore running back Sedrick Alexander tallied a career-high 21 carries in the win over top-ranked Alabama on Oct. 5, matching his career-best with two rushing touchdowns, and was included on the Earl Campbell Tyler Rose Award Honorable Mention List for the week.
- Alexander found the end zone in each of the first three games this season. The sophomore also scored in three games last season.
- The Texan played in all 12 games as a freshman, logging 504 all-purpose yards, 371 rushing yards and four rushing touchdowns.
- He led SEC freshmen in rushing yards and touchdowns and was named to the league's All-Freshman team.
- Alexander has been named to the Earl Campbell Tyler Rose Award Watch List entering 2024.

GAME NOTES

THE BECKONING

- Vanderbilt's offense has been transformed under new offensive coordinator Tim Beck's watch.
- Vandy's ESPN FPI offensive efficiency (66.6) ranks 32nd in FBS. The Dores finished the 2023 campaign ranked 120th and were 76th in 2022.
- Among FBS programs this season, the Commodore offense ranks ninth in red zone offense, 30th in third down conversions, 33rd in passing yards per completion, 40th in time of possession and 43rd in team passing efficiency.
- Beck was named a semifinalist for the Broyles Award.

SCORING ON THE BEST

- Vanderbilt was the second-highest scoring team against a pair of College Football Playoff squads this season, both of whom were led by defensive coordinators named a finalist for the Broyles Award.
- Vanderbilt's 24 points against Texas were the second-most scored against the Longhorns. Georgia scored 30 in a win over Texas the week before the Longhorns played Vandy. Only Georgia and Vanderbilt eclipsed 20 points against Texas on the season (UGA scored 22 in the SEC Championship game).
- Likewise, Vandy's 23 points against Tennessee were the second-most scored on the Volunteers this season. Again, only Georgia scored more points than Vandy against the Vols (31) and Vanderbilt and Georgia were the only teams to eclipse 20 points on Tennessee this season.
- Texas defensive coordinator Pete Kwiatkowski and Tennessee defensive coordinator Tim Banks were both named finalists for the Broyles Award. Vanderbilt offensive coordinator Tim Beck was a semifinalist for the Broyles Award this season.

VS. RANKED TEAMS

- In games against opponents in the AP Top 25 at the time of the game, Vanderbilt showed marked improvement in addition to securing its first-ever win against the No. 1 team in the nation.
- This season, Vanderbilt averaged 28.5 points per game against ranked teams after scoring 18.0 last season and 5.7 in Lea's debut 2021 campaign.
- In total scoring, Vanderbilt was outscored by just 14 points in four games against ranked teams. The 2022 team saw a deficit of 207 points over five games.
- This year's Commodores allowed 32.0 points per game to ranked teams this season compared to 39.0 last year and 52.6 in 2022.
- Vanderbilt averaged over 300 yards of total offense against ranked teams this season for the first time under Lea, while holding ranked opponents under 450 yards per game for the first time in that span.
- The Commodores scored 12 touchdowns in their four games against ranked teams after scoring just one offensive touchdown in three such games during Lea's initial 2021 season.
- Individually, Diego Pavia led Vandy in both rushing and passing against the top 25, averaging 63.0 yards on the ground and 169.3 passing yards in four games, both high-water marks for a Commodore against ranked teams the last four seasons.

	2021	2022	2023	2024
Record	0-3	0-5	0-4	1-3
VU Pts	17	56	72	114
Opp Pts	135	263	156	128
Margin	-118	-207	-84	-14
VU Pts/Game	5.7	11.2	18.0	28.5
Opp Pts/Game	45.0	52.6	39.0	32.0
VU Tot Off/Game	272.7	246.0	263.5	305.8
Opp Tot Off/Game	493.7	552.4	533.0	441.5
VU TOP	32:41	33:46	28:31	31:05
Opp TOP	27:19	27:18	31:29	28:55
VU Rushing TD	1	2	4	5
Opp Rushing TD	9	17	9	5
VU Passing TD	0	4	6	7
Opp Passing TD	9	16	10	10

WEEKLY AWARDS

- Vanderbilt has collected seven conference weekly awards this fall, most in a season since 2008.
- Four Commodores earned weekly honors from the SEC after the team's 40-35 win over top-ranked Alabama on Oct. 5.
- Diego Pavia (Offensive), Brock Taylor (Special Teams), Gunnar Hansen (Offensive Line) and Miles Capers (Defensive Line) each earned recognition after the win.
- It marked the first time in school history Vanderbilt has collected more than two weekly awards in the same week.
- The last Commodore to win defensive lineman of the week was Dayo Odeyingbo on Nov. 17, 2018, while Bruno Reagan (11.25.17) was the last Vandy offensive lineman to take home the weekly award. Taylor became the first special teams player of the week for Vandy since long snapper Wesley Schelling on Nov. 28, 2022.
- Full list of awards is located on pages 9-10.

WHERE THE DORES RANK (AS OF DEC. 8)

Category (Team)	FBS	SEC
3rd Down Conversion (43.9)	30	6
4th Down Conversion (53.8)	46	6
Defensive TDs (2)	29	4
Fewest Penalties (65)	38	2
Fumbles Lost (3)	6	1
Net Punting (42.7)	9	6
Passes Had Intercepted (4)	2	1
Passing Yards/Completion (13.0)	33	9
Punt Returns (16.2)	6	1
Red Zone Offense (92.5)	9	2
Rushing Defense (136.7)	44	10
Sacks Allowed (1.42)	37	2
Tackles for Loss Allowed (4.4)	32	3
Team Passing Efficiency (140.9)	43	9
Time of Possession (31:03)	40	5
Turnover Margin (0.58)	26	3
Turnovers Lost (7)	2	1

Category (Individual)	Player	FBS	SEC
Field Goal Percentage	Brock Taylor (85.7)	25	4
Field Goals per Game	Brock Taylor (1.5)	22	7
Fumbles Recovered	Nick Rinaldi (2)	17	4
Passing TDs	Diego Pavia (17)	51	7
Passing Yards/Completion	Diego Pavia (13.0)	27	6
Points Responsible For	Diego Pavia (142)	53	7
Punt Returns	Martel Hight (16.2)	2	1
Punting	Jesse Mirco (48.0)	2	1
Rushing Yards	Diego Pavia (716)	99	10
Scoring	Brock Taylor (7.3)	64	11
Total Offense	Diego Pavia (237.4)	58	8
Total Tackles	Langston Patterson (7.4)	80	7
Yards per Pass Attempt	Diego Pavia (7.7)	48	10

SCORING MARGIN THROUGH OCTOBER

- The Commodores outscored opponents 256-182 entering November, good for a margin of 74 points.
- It is the largest scoring margin by a Vanderbilt team coming into November since 1955 when the Dores held a plus-86 edge at the end of October.
- The 256 points scored entering November are the second-most in that time frame, trailing only the 2013 team which had 257 through October.
- Under head coach Art Guepe, the 1955 Dores were 4-2 entering November, outscoring opponents 126-40, including shutouts of Middle Tennessee and Chattanooga.
- The '55 Dores finished 8-3 and reached the first bowl game in school history. Vandy defeated No. 8 Auburn, 25-13, in the Gator Bowl.

GAME 7 VS. BALL STATE

- The Commodores defeated Ball State 24-14 on Oct. 19 to improve to 5-2 on the season, 4-0 at home. It was the first time since the 1987-88 campaigns that the Commodores won four straight home games.
- The last time the Dores started a season 4-0 at home was in 1982 when Vandy won all six home contests.
- For the fourth time this season, Vandy's defense held its opponent to less than 100 rushing yards.
- Vandy's offense totaled a season-high 420 yards.
- Eli Stowers had eight catches for 130 yards, the third 100-yard receiving game this fall for the tight end and the most by a Commodore in a season since Jordan Matthews posted 100-plus receiving yards on eight occasions in 2013.
- Brock Taylor finished a perfect 3-of-3 on field goal attempts.

BACK-TO-BACK

- Vanderbilt did not trail in either of its back-to-back victories over No. 1 Alabama and at Kentucky. It was the first time since at least 1960 that the Commodores led for the entirety of consecutive SEC contests.
- Vandy's offense did not have a single three-and-out drive in either win, marking the only time since at least 2002 that Vanderbilt has gone two consecutive SEC contests without a three-and-out.
- According to ESPN Research, Diego Pavia became the first SEC quarterback to record an 80 percent completion rate, at least two touchdown passes and 50 yards rushing in back-to-back wins.
- Vanderbilt has won back-to-back games at Kentucky for the first time since 1992 and 1994.



GAME NOTES

ROLL DORES ROLL

- Vandy’s historic 40-35 win over top-ranked Alabama on Oct. 5 was the program’s first victory over a No. 1-ranked team and the first top-five win in program history.
- The Commodores were 0-60 against AP top-five opponents entering the contest with No. 1/2-ranked Alabama and it was Vandy’s first win over the Crimson Tide since the 1984 season.
- Vanderbilt held Alabama to 35 points, the fewest points scored by the Crimson Tide this season entering the contest.
- The Commodores converted 12-of-18 third-down opportunities leading to 42:08 of possession.
- Vandy’s offense registered 26 first downs in the win, the most in a game this season.
- Vandy took the opening drive down the field for a touchdown, the first touchdown allowed by the Alabama defense in the first quarter this season.
- The Commodore defense picked up its second pick six of the season when Randon Fontenette grabbed a pass tipped by De’Rickey Wright and took it to the end zone. Alabama had not allowed a pick six since 2022.
- Diego Pavia finished the game 16-for-20 with 252 passing yards and two touchdowns. His 80 percent completion rate was the highest mark by an opposing quarterback against the Crimson Tide since 2010, when Stephen Garcia finished with an 85 percent mark for South Carolina, per ESPN Research.
- Pavia found Junior Sherrill for a 36-yard touchdown on a 4th-and-1 play that increased Vandy’s lead back to two scores in the third quarter.
- Pavia became the 10th quarterback since 2010 to defeat both Auburn and Alabama in his career, joining Jayden Daniels, Stetson Bennett, Zach Calzada, Joe Burrow, Deshaun Watson, Trevor Knight, Chad Kelly, Bo Wallace and Johnny Manziel. Pavia, Bennett, Watson and Matthew Stafford are the only quarterbacks since 2004 to defeat both without playing in the SEC West.

ONE OF ONE

- In the course of nine days, Vanderbilt University collected a trio of historic achievements. In addition to the football team’s victory over No. 1 Alabama, a Vanderbilt professor was named a MacArthur Fellow and a Vanderbilt graduate won the Nobel Prize for Chemistry.
- Keivan Stassun, Stevenson Professor of Physics and Astronomy at Vanderbilt, was named a MacArthur Fellow on Oct. 5, receiving what is commonly referred to as a MacArthur “Genius” Grant. Stassun is a founding co-director of the Fisk-Vanderbilt Master’s-to-Ph.D. Bridge Program, the director of the Frist Center for Autism and Innovation and holds a joint appointment with Computer Science in the School of Engineering.
- On Oct. 6, the Commodore football team secured the first win over a No. 1 team in program history, defeating Alabama 40-35.
- Four days later, Vanderbilt captured its seventh Nobel Prize when John Jumper, a 2007 Vanderbilt graduate, won the Nobel Prize for Chemistry for his work with artificial intelligence models predicting the folded structure of proteins.
- Jumper joins six previous Nobel Laureates with ties to Vanderbilt or Vanderbilt University Medical Center. Previous winners include Al Gore (Peace), Muhammad Yunus (Peace), Stanley Cohen (Physiology or Medicine), Stanford Moore (Chemistry), Earl W. Sutherland Jr. (Physiology or Medicine) and Max Delbrück (Physiology or Medicine).

WIN OVER THE WILDCATS

- Vanderbilt won its second consecutive SEC battle with a 20-13 thriller on the road at Kentucky. Vandy’s 20 points was the second most scored against the Kentucky defense this season at the time. The Wildcats had previously held Georgia to 13 points and Ole Miss to 17.
- Vandy’s 4-2 start was the best start since the 2008 season when Vanderbilt went 5-1 through its first six games.
- Vanderbilt has won back-to-back games at Kentucky for the first time since 1992 and 1994.
- De’Rickey Wright grabbed his sixth career interception in the win, giving Vandy a pick in 10 of the last 12 games dating to last season at the time.
- Diego Pavia finished 15-of-18 with two touchdowns, marking his fourth consecutive game with multiple touchdowns through the air.
- Brock Taylor went 2-for-2 on field goal attempts including posting a 50-yarder to improve to 4-of-5 this year from 50-plus yards.
- Taylor was named the SEC Special Teams Player of the Week for the second consecutive week. He is the second Vanderbilt player since the SEC instituted weekly awards in 1985 to win the same award in consecutive weeks. Quarterback Eric Jones was named Offensive Player of the Week on Oct. 31 and Nov. 7, 1987.

WEEK 2 SHUTOUT

- Vanderbilt blanked Alcorn State 55-0 on Sept. 7 to move to 2-0 on the season. It was Clark Lea’s third career shutout as a defensive coordinator and first since his 2020 Notre Dame defense held South Florida scoreless.
- The 55 points scored were the most since a 63-10 win at Hawai’i to open the 2022 season.
- The defensive unit held Alcorn State to just 71 total yards. The last time Vandy held its opponent to under 100 yards was against Chattanooga in 2003, with the Mocs generating just 93 yards.
- Vanderbilt held the Braves to just 40 rushing yards after holding Virginia Tech to 75 rushing yards, marking the first time since 2017 that Vandy limited its opponent under 100 rushing yards in back-to-back games (at Middle Tennessee and against Alabama A&M).
- Vandy’s offense closed the first half with a field goal, giving the Commodores a score on all five possessions in the first half.
- The win was the largest margin of victory since Vandy defeated Presbyterian 58-0 on Sept. 17, 2012.

WEEK 1 THRILLER

- Diego Pavia accounted for three touchdowns and posted 294 total yards of offense to lead Vanderbilt to a 34-27 win over Virginia Tech in overtime to open the 2024 season.
- The Commodores have won three consecutive season openers as Vanderbilt collected its first victory over a team receiving votes since Nov. 12, 2022, when the Does knocked off RV/24 Kentucky at Kroger Field.
- Vandy scored on its first three offensive possessions to take a 17-0 lead. It marked the first time since 2017 that the Does scored on their first three possessions to open a campaign.
- The win was Vandy’s first overtime contest under head coach Clark Lea.

TWO-AND-O

- For the first time since World War II, Vanderbilt won its first two games in three consecutive seasons. The last such streak of 2-0 starts came from 1941-43.
- The 1941 team opened with five straight victories before finishing 8-2. In 1942, the Commodores won three straight to begin the year and finished 6-4. The 1943 team played just five games due to World War II and won all five games.
- From 1956-58, the Commodores were not defeated over their first two games each year. The 1956 team opened 3-0, in 1957 the Does started with a tie followed by a win and another tie, then in 1958, Vandy again began 3-0.
- Clark Lea is the first Vanderbilt head coach to win the first two games three consecutive seasons since Ray Morrison did it four consecutive seasons from 1935-38.

ADVANCED METRICS FROM THE WEEK 1 WIN

- According to Sports Info Solutions, Vanderbilt’s defense limited Virginia Tech’s running backs to -0.5 yards before contact per carry.
- Diego Pavia forced eight broken or missed tackles and was 6-for-10 on throws 10-plus yards down field.
- Vandy generated a 33 percent pressure rate on Hokie quarterbacks.
- The Commodores’ passing game received a 91.3 grade from Pro Football Focus, good for fifth among the 134 FBS teams in Week 1 and the best mark Vandy has recorded against FBS competition in PFF’s data (since 2013). The only higher mark was 94.5 against Alabama A&M on Sept. 9, 2017.
- With 34:32 time of possession in the win, Vanderbilt was 16th among FBS teams.

ACCOLADES FROM WEEK 1

- Vanderbilt was named the Cheez-It National Team of the Week by the Football Writers Association of America and Florida Citrus Sports for its season-opening win over Virginia Tech. It marked the fourth time the Does took home Team of the Week honors and first since Nov. 9, 2013.
- Vandy tallied its first SEC Player of the Week award of the 2024 season as Diego Pavia was named Offensive Player of the Week the following Monday. Pavia was Vanderbilt’s first SEC Offensive Player of the Week since Mike Wright on Nov. 14, 2022.
- Pavia was also named to the Davey O’Brien Award Great 8 for the week, as well as one of the Manning Award Stars of the Week.
- The Tennessee Sports Writers Association went double Does, as Pavia was named the offensive player of the week and Bryan Longwell took home defensive player of the week.

LEA THE DC

- Head coach Clark Lea returned to his roots this fall, serving as the team’s defensive coordinator. He ascended through the coaching ranks on the defensive side, culminating in a three-year run as defensive coordinator at Notre Dame.
- During that stretch, Lea helped the Fighting Irish to two undefeated regular seasons and College Football Playoff berths. Lea’s tenure at Notre Dame included top-25 finishes in a plethora of categories, the 2020 Butkus Award winner (Jeremiah Owusu-Koramoah) and the first time in Notre Dame history that four players recorded at least 75 tackles, all four Lea’s linebackers in 2017.
- Vandy’s 55-0 win over Alcorn State marked Lea’s third career shutout as a defensive coordinator and first since his 2020 Notre Dame defense held South Florida scoreless.

LEA’S DEFENSIVE NATIONAL RANKINGS

Category	2020	2019	2018
Total Defense	25	18	30
Scoring Defense	14	12	13
Rushing Defense	16	59	36
Passing Defense	61	3	44
Fumbles Recovered	8	1	49
Sacks	15	33	32
Third-Down Conversion Pct.	11	19	64
Tackles For Loss	6	26	60

FOR STARTERS

- With the win over Virginia Tech in the opener, Clark Lea became the first Vanderbilt head coach to win three consecutive season openers, all against FBS competitions, since Division I split in 1978. The Does defeated Hawai’i to open 2022 and 2023.
- Only one other time since 1978 has Vandy won three straight season-openers. From 2007-09, Bobby Johnson’s squads defeated Richmond, Miami (Ohio) and Western Carolina to open the year.
- Since 1948, the only other time Vanderbilt won at least three-straight season openers came in the form of six consecutive wins over Chattanooga to open the 1970-75 seasons.
- Vanderbilt did not lose a season opener from 1919-47 (37 wins, two ties).

GAME NOTES

COMMODORES IN CLASS

- As a two-time Vanderbilt graduate, Lea has continued to help the Commodores excel in the classroom.
- Last fall, the team posted a 3.106 grade-point average. That mark was a program record for the fall term.
- During the semester, Vandy had 10 football student-athletes with a 4.0 semester, 29 on the Dean's List, 67 with at least a 3.0 GPA for the semester and landed 55 on the SEC Fall Academic Honor Roll.
- Vanderbilt also had a school-record five student-athletes on the College Sports Communicators Academic All-District Team, while punter Matthew Hayball became Vandy's first CSC Academic All-American since 2002.

AWARD WINNING RETURN

- Graduate quarterback Diego Pavia enrolled at Vanderbilt after winning Conference USA Offensive Player of the Year honors last fall at New Mexico State.
- Of the 23 player of the year awards across FBS conferences (20 offensive/defensive, three overall player of the year), just nine remain in college football this season.
- Pavia will be one of just four defending conference player of the year honorees from 2023 to play on a Power 4 roster this fall.

DEFENDING POTY ON POWER 4 TEAMS

Player	2023 Player of the Year Award	2023 Team	2024 Team
Diego Pavia	CUSA Offensive	New Mexico State	Vanderbilt
Ollie Gordon II	Big 12 Offensive	Oklahoma State	Oklahoma State
Peny Boone	MAC Offensive	Toledo	UCF
Trey Moore	AAC Defensive	UTSA	Texas

PROTECTING THE ROCK

- During his two seasons at New Mexico State, run game coordinator and running backs coach Ghaali Muhammad-Lankford helped the Aggies rank among the nation's top 25 in fumbles lost. Last fall, NMSU lost five fumbles on the season, tied for 23rd nationally.
- NMSU also lost five fumbles in 2022, tying for 20th nationally that season. Of those 10 fumbles lost over the last two seasons, just five were by Aggie running backs.
- In 2023, Muhammad-Lankford's running back room combined for 324 carries on the season and fumbled just once.

FREAKS LIST

- With leadership from new director of football sports performance Robert Stiner, Vanderbilt placed two student-athletes on the 2024 College Football Freaks List, published by The Athletic's Bruce Feldman.
- Cornerback Kolbey Taylor made the list for the second time in his career Thanks to a 38'6" vertical jump and 10'8" broad jump. The Wyoming transfer played nine games last season for the Cowboys, recording 29 tackles and seven break-ups.
- Tight end Eli Stowers joined Taylor on the list. Stowers owns a 41'6" vertical and 10'8" broad jump. A high school state champion in the high jump, Stowers began his career as a four-star quarterback at Texas A&M before transferring to New Mexico State, where he then transitioned to tight end. Last fall for the Aggies he made 35 catches for 366 yards and two touchdowns, while adding 29 rushes for 113 yards and two scores on the ground and completing four passes for 99 yards and a touchdown.
- It marks the first time Vanderbilt has placed someone on Feldman's annual Freaks list since 2017 when running back Ralph Webb made the cut.

INTERNATIONAL FLAIR

- Vanderbilt's roster features five international players hailing from four countries.
- Yilanan "Issa" Ouattara and Linus Zunk are both natives of Germany. Ouattara is from Cologne and played football with Cologne Crocodiles. Zunk is a Berliner who moved to the U.S. to play high school football at Rabun Gap-Nacoochee School in Georgia.
- Darren Agu played with Zunk at Rabun Gap after moving from London. Agu was born in Ireland and raised in London before moving to the U.S. to play football. Agu first played American football for the London Blitz and also spent time with the NFL Academy in London.
- Vanderbilt has its second consecutive Australian punter in Jesse Mirco. He is a product of the same ProKick Australia program which developed Vandy All-American punter Matthew Hayball. Mirco calls Fremantle, Western Australia, home and spent his first three collegiate seasons at Ohio State.
- J  r  my St-Hilaire adds Canada to Vanderbilt's roster. The freshman quarterback is from Montreal, but played high school football at the McCallie School in Chattanooga, Tennessee.
- In addition, graduate wide receiver Loic Fouonji calls Midland, Texas, home, but was born in Cameroon. His family moved to the United States when he was eight.

BAILEY JOINS SEC OPPORTUNITY FORUM

- Third-season wide receivers coach Alex Bailey was one of two Vanderbilt coaches selected for the SEC Coaches Opportunity Forum over the summer. He was joined by lacrosse associate head coach Jill Kendall.
- Bailey and Kendall were in Atlanta for a two-day program focused on professional development, mentorship and networking opportunities for assistant coaches across the league.
- The forum aimed to empower coaches with the knowledge and skills necessary to ascend to head coaching positions in their respective sport. The program featured a comprehensive lineup of panels and sessions aimed at providing guidance on navigating the coaching landscape.

BACK TO THE FUTURE

- In 2025, the SEC will flip its eight conference opponents from home and road sites. This means Vanderbilt is slated to host Auburn, Kentucky, LSU and Missouri, while the Dorees will travel to Alabama, South Carolina, Tennessee and Texas.
- For the nonconference slate, Vanderbilt will return the game with Virginia Tech, visiting Blacksburg, Virginia. The Dorees will play home games against Charleston Southern, Georgia State and Utah State to round out the schedule.
- In 2026, Vanderbilt has three nonconference opponents lined-up: Austin Peay, Delaware and NC State.
- The Commodores will face seven opponents in 2025 that have reached the postseason in 2024, including a pair of College Football Playoff teams in Texas and Tennessee. Virginia Tech, South Carolina, Alabama, LSU and Missouri all are joining Vandy in bowl games this year.

2025 Vanderbilt Football Schedule

Aug. 30 vs. Charleston Southern

Sept. 6 at Virginia Tech  
Sept. 13 at South Carolina\*

Sept. 20 vs. Georgia State

Sept. 27 vs. Utah State

Oct. 4 at Alabama\*

Oct. 11 Idle

Oct. 18 vs. LSU\*

Oct. 25 vs. Missouri\*

Nov. 1 at Texas\*

Nov. 8 vs. Auburn\*

Nov. 15 Idle

Nov. 22 vs. Kentucky\*

Nov. 29 at Tennessee\*

Home games in **bold** | \*-Southeastern Conference game

SEW ON THE GRAD PATCH

- Vanderbilt features 28 student-athletes this season who have already earned at least an undergraduate degree. Those players are denoted on the field with a "Graduate" banner on their SEC uniform patch.
- While the group does primarily include graduate transfers, four student-athletes have earned their undergraduate degree from Vanderbilt — Christian James, Gage Pitchford, Tyson Russell and Kevo Wesley.
- James has already earned two Vanderbilt degrees, majoring in human and organizational development as an undergrad before earning a master's in marketing.
- Pitchford earned his undergraduate degree in three years, majoring in engineering science. He was the recipient of the Stein Stone Memorial Award, given by the School of Engineering to a senior who earned a varsity letter and made the most satisfactory scholastic and extra-mural progress as an undergraduate.
- Russell graduated in December 2023, majoring in human and organizational development.
- Wesley earned his undergraduate degree in May 2024 as a political science major.
- Eight student-athletes just completed their undergraduate degrees this month and are now represented as graduates as well: Hutch Baird, Delfin Xavier Castillo, Gunnar Hansen, Tyson Russell, Quincy Skinner Jr., Marlen Sewell, Alan "Taco" Wright and De'Rickey Wright.

GRADUATE STUDENT-ATHLETES

	Emmanuel Adeb	Steven Losoya
Julian Ashby	Jesse Mirco	
Hutch Baird	Chase Mitchell	
Hayden Bray	Diego Pavia	
Delfin Xavier Castillo	Gage Pitchford	
Will Conley	Tyson Russell	
Mark Davis	Marlon Sewell	
Aeneas DiCosmo	Quincy Skinner Jr.	
Loic Fouonji	Eli Stowers	
Maurice Hampton	Kevo Wesley	
Gunnar Hansen	Darien Wiley	
Steven Hubbard	Zaylin Wood	
Christian James	Alan "Taco" Wright	
Moni Jones	De'Rickey Wright	

GAME NOTES • VANDY UNITED

SO LONG, OLE FRIENDS

- With the addition of Texas and Oklahoma to the Southeastern Conference this fall, the league has moved away from divisional play. As a result, the Vanderbilt schedule said goodbye to some long-time SEC foes.
- Vanderbilt and Ole Miss will not meet for the first time since 1969. The teams played annually and were then paired as permanent crossover opponents when the league went to divisions. Ole Miss is the second-most common opponent in Vanderbilt history, trailing only Tennessee.
- The Commodores also see former SEC East mates Georgia and Florida off the schedule. Vandy and Georgia met annually from 1968-2023, with the exception of the 2020 Covid season. The Dores and Florida played every season since 1992.
- With the changes, Vanderbilt traveled to LSU for the first time since 2009 and Auburn for the first time since 2016. Alabama made its first trip to Nashville since 2017 and just the second visit to Music City since 2007.
- Vanderbilt drew Texas as its newcomer for 2024 and 2025. This fall's meeting was the first since 1928 and Texas' first trip to Vandy since 1925. The Dores lead the all-time series with the Longhorns, 8-4-1.

HAIL TO THEE OUR ALMA MATER

- Head coach Clark Lea, a “Double Dore” with undergraduate and master’s degrees from Vanderbilt, is one of eight Power 4 head coaches leading their alma mater.
- In addition, Vice Chancellor and Athletics Director Candice Storey Lee holds three degrees from Vanderbilt, where she was a member of the women’s basketball team from 1996-2002.
- With the combination of Lea and Lee, Vanderbilt is one of just two Power 4 institutions where both the athletics director and football coach are graduates of their current employer. Oklahoma State athletics director Chad Weiberg and head coach Mike Gundy are both graduates of OSU.

FBS Head Coaches at Alma Mater

Coach	School
Jeff Brohm	Louisville
Mario Cristobal	Miami (Fla.)
Kenny Dillingham	Arizona State
DeShaun Foster	UCLA
Mike Gundy	Oklahoma State
Brent Key	Georgia Tech
Clark Lea	Vanderbilt
Kirby Smart	Georgia

VANDY UNITED

- The Vandy United project takes another step forward this fall, with several areas of the FirstBank Stadium renovations completed.
- In the north end zone, new premium seating is now open. The new sections expand premium options beyond the suites and Bridge area beneath the press box, and sold out in advance of the season.
- Atop the north end zone building sits a new LED video board from CTS and Elite Displays. The 30x84-foot video board uses 8mm SMD technology with a resolution of 1152x3200 pixels for crystal-clear images.
- Alongside the video board is a new speaker array from L-Acoustics. The system includes 24 K2 Line Array speakers, 16 KS28 sub speakers, 13 A15 speakers and 12 amplifiers delivering 168,000 watts of power for the primary audio system. L-Acoustics and Fulcrum Acoustic are providing supplementary fill speakers throughout the stadium to ensure coverage and intelligibility are consistent in the entire seating bowl.
- The north end zone building will also receive 230 feet of 10mm ribbon displays.
- Once completed, the north end zone building will house Vanderbilt’s men’s and women’s basketball teams. The operations center will include two practice gyms, locker rooms and lounges, a weight room and athletic training facility, while maintaining convenient access to historic Memorial Gymnasium.
- Underneath FirstBank Stadium, a new visiting team locker room area has been completed.
- In 2025, the south end zone will bring additional premium seating to FirstBank Stadium including living room boxes, loge boxes, club seating, field-level seating, founders’ suites, club suites and open-air tailgate suites.
- The south end zone building will also house a new football game day locker room and student-athlete training table and dining facility for all varsity teams.



View from the new north end zone premium section, open this fall.



Rendering of the completed south end zone facility, opening fall 2025.





SERIES HISTORY VS. GEORGIA TECH

OVERALL 15-20-3  
NASHVILLE 6-8-3  
AWAY 9-12-0  
NEUTRAL 0-0

1892	W	20-10	Nashville, Tenn.
1906	W	37-6	Atlanta, Ga.
1907	W	54-0	Nashville, Tenn.
1910	W	23-0	Atlanta, Ga.
1917	L	0-83	Atlanta, Ga.
1919	L	0-20	Atlanta, Ga.
1920	L	0-44	Nashville, Tenn.
1924	W	3-0	Atlanta, Ga.
1925	L	0-7	Nashville, Tenn.
1926	W	13-7	Atlanta, Ga.
1927	T	0-0	Nashville, Tenn.
1928	L	7-19	Atlanta, Ga.
1929	W	23-7	Nashville, Tenn.
1930	W	6-0	Atlanta, Ga.
1931	W	49-7	Atlanta, Ga.
1932	W	12-0	Nashville, Tenn.
1933	W	9-6	Atlanta, Ga.
1934	W	27-12	Atlanta, Ga.
1935	W	14-13	Atlanta, Ga.
1936	T	0-0	Nashville, Tenn.
1937	L	0-14	Atlanta, Ga.
1938	W	13-7	Nashville, Tenn.
1939	L	6-14	Atlanta, Ga.
1940	L	0-19	Atlanta, Ga.
1941	W	14-7	Nashville, Tenn.
1948	L	0-13	Nashville, Tenn.
1949	L	7-12	Atlanta, Ga.
1951	L	7-8	Nashville, Tenn.
1952	L	0-30	Atlanta, Ga.
1953	L	0-43	Nashville, Tenn.
1964	L	2-14	Atlanta, Ga.
1965	T	10-10	Nashville, Tenn.
1966	L	0-42	Atlanta, Ga.
1967	L	10-17	Nashville, Tenn.
2002	L	3-45	Atlanta, Ga.
2003	L	17-24 OT	Nashville, Tenn.
2009	L	31-56	Nashville, Tenn.
2016	L	7-38	Atlanta, Ga.

SERIES NOTES

- Saturday's game will mark the 39th meeting between the two schools since 1892.
- The Commodores will be looking for their first win in the series since 1941.
- A silver-plated cowbell has been awarded to the winning team in the series as a trophy since 1924. The trophy went missing sometime after 1967 but was recovered and awarded to Georgia Tech after its win in 2016.

NOTABLES

- 1928 The first radio broadcast of a Vanderbilt football game came from Atlanta on Nov. 10. The Commodores lost to Georgia Tech, 19-7. Dave Morris did the play-by-play for Nashville-based WSM radio.
- 1941 Vanderbilt defeated Georgia Tech 14-7 on Oct. 18 for Vandy's 300th victory.

ATHLETICS COMMUNICATIONS

<b>On-site in Birmingham</b>	
<b>Michael Scholl</b> Assistant Athletic Director • Communications <i>Primary Football Contact</i>	<a href="mailto:mike.scholl@vanderbilt.edu">mike.scholl@vanderbilt.edu</a> 574.876.6248
<b>Brian Fremund</b> Associate Athletic Director • Communications <i>Secondary Football Contact • Football Credentials • Swimming</i>	<a href="mailto:brian.fremund@vanderbilt.edu">brian.fremund@vanderbilt.edu</a> 251.623.3191
<b>Laura Topp</b> Associate Communications Director <i>Lacrosse • Soccer</i>	<a href="mailto:laura.topp@vanderbilt.edu">laura.topp@vanderbilt.edu</a>
<b>Will Owens</b> Associate Communications Director <i>Football Visiting Team Liaison • Baseball</i>	<a href="mailto:will.owens@vanderbilt.edu">will.owens@vanderbilt.edu</a>
<b>Jacob Bell</b> Associate Communications Director <i>Men's Basketball • Women's Golf</i>	<a href="mailto:jacob.d.bell@vanderbilt.edu">jacob.d.bell@vanderbilt.edu</a>
<b>Chris Caskey</b> Associate Communications Director <i>Women's Basketball • Men's Golf</i>	<a href="mailto:chris.caskey@vanderbilt.edu">chris.caskey@vanderbilt.edu</a>
<b>Pilar Ballough</b> Assistant Communications Director <i>Bowling • Track &amp; Field/Cross Country</i>	<a href="mailto:pilar.ballough@vanderbilt.edu">pilar.ballough@vanderbilt.edu</a>
<b>Blake Largent</b> June Stewart Fellow <i>Women's Tennis • Men's Tennis</i>	<a href="mailto:jeffrey.b.largent@vanderbilt.edu">jeffrey.b.largent@vanderbilt.edu</a>
<b>Gavin Nevill</b> Strategic Projects Manager	
<b>Amon Kehr</b> Manager • Visual Media	
<b>Brendan Ross</b> Senior Content Lead • Football	
<b>Ricardo Odum</b> Senior Graphic Designer	
<b>Danny Burger</b> Videographer and Editor • Visual Media	
<b>Pete Jonas</b> Content Creator	
<b>Garrett Ohrenberg</b> Content Creator	

collegepressbox

SINCE 2005EVERYTHING BUT THE PREGAME MEAL

collegepressbox is the official media website for Division I football. Access and download game notes, quotes, statistics, media guides, headshots, logos and more for all FBS schools, conferences, postseason games, awards and the College Football Playoff. For access, please register for an account at [collegepressbox.com/register](https://collegepressbox.com/register).

BOWL RECORDS

Rushing Yards

Game			
1.	243	Ke'Shawn Vaughn	Baylor • Texas • 2018
2.	111	Ralph Webb	NC State • Indy • 2016
3.	107	Zac Stacy	NC State • Music • 2012

Career			
1.	243	Ke'Shawn Vaughn	2018
2.	164	Zac Stacy	2011 • 2012
3.	111	Ralph Webb	2016

Rushing Attempts

Game			
1.	25	Zac Stacy	NC State • Music • 2012
2.	21	Ralph Webb	NC State • Indy • 2016
3.	20	Jerron Seymour	Houston • BBVA • 2013

Career			
1.	43	Zac Stacy .....	2011 • 2012
2.	22	Jerron Seymour .....	2011 • 2013
3.	21	Ralph Webb .....	2016

Rushing Yards Per Attempt

Game (min. 10 attempts)			
1.	18.7	Ke'Shawn Vaughn (13-243)	Baylor • Texas • 2018
2.	5.8	Brian Kimbrow (13-75)	Houston • BBVA • 2013
3.	5.3	Ralph Webb (21-111)	NC State • Indy • 2016

Rushing Touchdowns

Game			
1.	2	Khari Blasingame	Baylor • Texas • 2018
		2Ke'Shawn Vaughn	Baylor • Texas • 2018
	2	Don Orr	Auburn • Gator • 1955

Career			
1.	3	Khari Blasingame	2016 • 2018
2.	2	Ke'Shawn Vaughn	2018
	2	Jerron Seymour	2011 • 2013
	2	Zac Stacy	2011 • 2012
	2	Don Orr	1955

Long Rush

1.	69 (TD)	Ke'Shawn Vaughn	Baylor • Texas • 2018
2.	68 (TD)	Ke'Shawn Vaughn	Baylor • Texas • 2018
3.	66	Ke'Shawn Vaughn	Baylor • Texas • 2018

Passing Yards

Game			
1.	452	Whit Taylor	Air Force • Hall of Fame • 1982
2.	286	Kyle Shurmur	Baylor • Texas • 2018
3.	158	Kyle Shurmur	NC State • Indy • 2016

Career			
1.	464	Whit Taylor	1982
2.	444	Kyle Shurmur	2016 • 2018
3.	263	Larry Smith	2008 • 2011

Passing Attempts

Game			
1.	51	Whit Taylor	Air Force • Hall of Fame • 1982
2.	46	Kyle Shurmur	NC State • Indy • 2016
3.	37	Kyle Shurmur	Baylor • Texas • 2018

Career			
1.	83	Kyle Shurmur	2016 • 2018
2.	51	Whit Taylor	1982
3.	39	Jordan Rodgers	2011 • 2012

Passing Completions

Game			
1.	38	Whit Taylor	Air Force • Hall of Fame • 1982
2.	19	Kyle Shurmur	NC State • Indy • 2016
3.	18	Kyle Shurmur	Baylor • Texas • 2018

Career			
1.	38	Whit Taylor	1982
2.	37	Kyle Shurmur	2016 • 2018
3.	20	Jordan Rodgers	2011 • 2012

Completion Percentage

Game (min. 5 passes)			
1.	74.5	Whit Taylor (38-51)	Air Force • Hall of Fame • 1982
2.	66.7	Don Orr (4-6)	Auburn • Gator • 1955
3.	64.0	Jordan Rodgers (16-25)	NC State • Music • 2012

Passing Touchdowns

Game			
1.	4	Whit Taylor	Air Force • Hall of Fame • 1982
2.	2	Patton Robinette	Houston • BBVA • 2013
	2	Jordan Rodgers	NC State • Music • 2012

Career			
1.	4	Whit Taylor	1982
2.	2	Patton Robinette	2013
	2	Jordan Rodgers	2011 • 2012

Long Reception

1.	68 (TD)	Chris Boyd	Cincinnati • Liberty • 2011
2.	65	Khari Blasingame	Baylor • Texas • 2018
3.	52	Amir Abdur-Rahman	Baylor • Texas • 2018

Receiving Yards

Game			
1.	173	Norman Jordan	Air Force • Hall of Fame • 1982
2.	143	Jordan Matthews	Houston • BBVA • 2013
3.	93	Chuck Scott	Air Force • Hall of Fame • 1982

Career			
1.	260	Jordan Matthews	2011 • 2012 • 2013
2.	173	Norman Jordan	1982
3.	93	Chuck Scott	1982

Receptions

Game			
1.	20	Norman Jordan	Air Force • Hall of Fame • 1982
2.	7	Jordan Matthews	NC State • Music • 2012
3.	6	Kalija Lipscomb	Baylor • Texas • 2018
	6	C.J. Duncan	NC State • Indy • 2016

Career			
1.	20	Norman Jordan	1982
2.	16	Jordan Matthews	2011 • 2012 • 2013
3.	6	Kalija Lipscomb	Baylor • Texas • 2018
	6	C.J. Duncan	NC State • Indy • 2016
	6	Chris Boyd	2011 • 2012

Yards Per Reception

Game (min. 4 receptions)			
1.	28.6	Jordan Matthews	Houston • BBVA • 2013
2.	19.0	Phil Roach	Air Force • Hall of Fame • 1982
3.	18.6	Chuck Scott	Air Force • Hall of Fame • 1982

Receiving Touchdowns

Game			
1.	3	Norman Jordan .....	Air Force • Hall of Fame • 1982
2.	2	Jordan Matthews .....	Houston • BBVA • 2013
3.	1	Khari Blasingame .....	Baylor • Texas • 2018
	1	Chris Boyd .....	NC State • Music • 2012
	1	Jordan Matthews .....	NC State • Music • 2012
	1	Chris Boyd .....	Cincinnati • Liberty • 2011
	1	Phil Roach .....	Air Force • Hall of Fame • 1982
	1	Joe Stephenson .....	Auburn • Gator • 1955

Career			
1.	3	Jordan Matthews	2011 • 2012 • 2013
	3	Norman Jordan	1982
3.	2	Chris Boyd	2011 • 2012

Total Offensive Yards

Game (Rush-Pass)			
1.	446	Whit Taylor (-6-452)	Air Force • Hall of Fame • 1982
2.	300	Kyle Shurmur (14-286)	Baylor • Texas • 2018
3.	243	Ke'Shawn Vaughn (243-0)	Baylor • Texas • 2018

Total Points

Game			
1.	18	Khari Blasingame	Baylor • Texas • 2018
	18	Norman Jordan	Air Force • Hall of Fame • 1982
3.	12	Ke'Shawn Vaughn	Baylor • Texas • 2018
	12	Jordan Matthews	Houston • BBVA • 2013
	12	Don Orr	Auburn • Gator • 1955

Touchdown Responsibility

Game (Rush-Pass)			
1.	4	Whit Taylor (0-4)	Air Force • Hall of Fame • 1982
2.	3	Patton Robinette (1-2)	Houston • BBVA • 2013
	3	Jordan Rodgers (1-2)	NC State • Music • 2012

Field Goal Attempts

Game			
1.	3	Bryant Hahnfeldt	Boston College • Music • 2008
2.	2	Tommy Openshaw	NC State • Indy • 2016
	2	Carey Spear	Houston • BBVA • 2013
	2	Carey Spear	NC State • Music • 2012
	2	Mark Adams	Texas Tech • Peach • 1974

Field Goals Made

Game			
1.	3	Bryant Hahnfeldt	Boston College • Music • 2008
2.	2	Carey Spear	Houston • BBVA • 2013
	2	Mark Adams	Texas Tech • Peach • 1974

Long Field Goal

1.	52	Tommy Openshaw	NC State • Indy • 2016
2.	45	Bryant Hahnfeldt	Boston College • Music • 2008
3.	42	Bryant Hahnfeldt	Boston College • Music • 2008

PAT Attempts

Game			
1.	5	Ryley Guay	Baylor • Texas • 2018
	5	Carey Spear	Houston • BBVA • 2013
3.	4	Ricky Anderson	Air Force • Hall of Fame • 1982
	4	Earl Jalufka	Auburn • Gator • 1955

PATs Made

Game			
1.	5	Ryley Guay	Baylor • Texas • 2018
	5	Carey Spear	Houston • BBVA • 2013
3.	4	Ricky Anderson	Air Force • Hall of Fame • 1982

Punts

Game			
1.	10	Colby Cooke .....	Houston • BBVA • 2013
2.	9	Brett Upson .....	Boston College • Music • 2008
3.	8	Richard Kent .....	Cincinnati • Liberty • 2011
	8	Barry Burton .....	Texas Tech • Peach • 1974

Punting Average

Game (min. 2 punts)			
1.	48.3	Sam Loy (4-193)	NC State • Indy • 2016
2.	46.2	Richard Kent (5-231)	NC State • Music • 2012
3.	45.2	Colby Cooke (10-452)	Houston • BBVA • 2013

Long Punt

1.	64	Sam Loy	NC State • Indy • 2016
2.	61	Richard Kent	Cincinnati • Liberty • 2011
3.	58	Brett Upson	Boston College • Music • 2008

Long Kickoff Return

1.	52	Brian Kimbrow	NC State • Music • 2012
2.	32	Andre Hal	NC State • Music • 2012
	32	Clayton Parker	Air Force • Hall of Fame • 1982



BOWL RECORDS

Long Punt Return

1.	71	Kalija Lipscomb.....	NC State • Indy • 2016
2.	26	Dennis Harrison .....	Texas Tech • Peach • 1974
3.	22	Jonathan Krause.....	Houston • BBVA • 2013

Tackles

<b>Game</b>			
1.	12	Arnold Tarpley III.....	NC State • Indy • 2016
2.	10	Kenny Ladler .....	NC State • Music • 2012
	10	Archibald Barnes.....	Cincinnati • Liberty • 2011
	10	Chris Marve .....	Boston College • Music • 2008

Tackles for Loss

<b>Game</b>			
1.	2.0	Karl Butler	Houston • BBVA • 2013
	2.0	Stephen Weatherly	Houston • BBVA • 2013
	2.0	Kyle Woestmann	NC State • Music • 2012

<b>Career</b>			
1.	3.0	Chase Garnham	2011 • 2012 • 2013
2.	2.0	Karl Butler	2013
	2.0	Stephen Weatherly	2013
	2.0	Kyle Woestmann	2012

Sacks

<b>Game</b>			
1.	2.0	Kyle Woestmann	NC State • Music • 2012
2.	1.5	Chris Marve	Cincinnati • Liberty • 2011
3.	1.0	Kenny Hebert	Baylor • Texas • 2018
	1.0	Andre Mintze	Baylor • Texas • 2018
	1.0	Karl Butler	Houston • BBVA • 2013
	1.0	Barron Dixon	Houston • BBVA • 2013
	1.0	Stephen Weatherly	Houston • BBVA • 2013
	1.0	Chase Garnham	NC State • Music • 2012
	1.0	Chase Garnham	Cincinnati • Liberty • 2011

<b>Career</b>			
1.	2.0	Chase Garnham	2011 • 2012
	2.0	Kyle Woestmann	2012
3.	1.5	Chris Marve	2011

Interceptions

<b>Game</b>			
1.	2	Casey Hayward	Cincinnati • Liberty • 2011
2.	1	Randall Haynie	Baylor • Texas • 2018
	1	Andre Hal	Houston • BBVA • 2013
	1	Jahmel McIntosh	Houston • BBVA • 2013
	1	Kelly Ladler	NC State • Music • 2012
	1	Eric Samuels	NC State • Music • 2012
	1	Trey Wilson	NC State • Music • 2012
	1	Ryan Hamilton	Boston College • Music • 2008
	1	Myron Lewis	Boston College • Music • 2008
	1	Jay Chesley	Texas Tech • Peach • 1974

<b>Career</b>			
1.	2	Casey Hayward	2011

Long Interception Return

1.	65	Trey Wilson	NC State • Music • 2012
2.	41	Jay Chesley	Texas Tech • Peach • 1974
3.	29	Andre Hal	Houston • BBVA • 2013

Blocked Kicks

<b>Game</b>			
1.	1	Archibald Barnes	Cincinnati • Liberty • 2011
	1	Dennis Harrison	Texas Tech • Peach • 1974

Points

<b>Quarter</b>		
1.	21 (2nd)	NC State • Music • 2012
2.	17 (4th)	Houston • BBVA • 2013
3.	14 (1st)	Baylor • Texas • 2018
	14 (1st)	Houston • BBVA • 2013
	14 (2nd)	Air Force • Hall of Fame • 1982

<b>Half</b>		
1.	28 (1st)	NC State • Music • 2012
2.	24 (1st)	Houston • BBVA • 2013
3.	21 (1st)	Baylor • Texas • 2018
	21 (1st)	Air Force • Hall of Fame • 1982

<b>Game</b>		
1.	41	Houston • BBVA • 2013
2.	38	Baylor • Texas • 2018
	38	NC State • Music • 2012

Touchdowns

1.	5	Baylor • Texas • 2018
	5	Houston • BBVA • 2013
	5	NC State • Music • 2012

PATs

1.	5	Baylor • Texas • 2018
	5	Houston • BBVA • 2013
	5	NC State • Music • 2012

Field Goals

1.	3	Boston College • Music • 2008
2.	2	Houston • BBVA • 2013
	2	Texas Tech • Peach • 1974

First Downs

1.	26	Air Force • Hall of Fame • 1982
2.	22	Baylor • Texas • 2018
3.	18	NC State • Music • 2012

Offensive Plays

1.	81	NC State • Indy • 2016
2.	71	Houston • BBVA • 2013
3.	70	Cincinnati • Liberty • 2011

Yards of Total Offense

1.	573	Baylor • Texas • 2018
2.	495	Air Force • Hall of Fame • 1982
3.	365	Houston • BBVA • 2013

Highest Average Yards Per Play

1.	9.2 (62-573)	Baylor • Texas • 2018
2.	7.9 (63-495)	Air Force • Hall of Fame • 1982
3.	5.2 (52-271)	Auburn • Gator • 1955

Pass Completions

1.	38	Air Force • Hall of Fame • 1982
2.	19	NC State • Indy • 2016
3.	18	Baylor • Texas • 2018

Pass Attempts

1.	51	Air Force • Hall of Fame • 1982
2.	46	NC State • Indy • 2016
3.	38	Baylor • Texas • 2018

Completion Percentage

1.	74.5 (38-51)	Air Force • Hall of Fame • 1982
2.	62.5 (5-8)	Auburn • Gator • 1955
3.	50.0 (10-20)	Boston College • Music • 2008

Passing Yards

1.	452	Air Force • Hall of Fame • 1982
2.	286	Baylor • Texas • 2018
3.	168	Cincinnati • Liberty • 2011

Rushing Attempts

1.	52	Houston • BBVA • 2013
2.	44	Auburn • Gator • 1955
3.	41	NC State • Music • 2012
	41	Texas Tech • Peach • 1974

Rushing Yards

1.	287	Baylor • Texas • 2018
2.	211	Houston • BBVA • 2013
3.	177	Auburn • Gator • 1955

Fewest Penalties Committed

1.	0	Boston College • Music • 2008
2.	1	Texas Tech • Peach • 1974
3.	2	Houston • BBVA • 2013
	2	NC State • Music • 2012

Fewest Turnovers Committed (INT-FUM)

1.	0 (0-0)	NC State • Music • 2012
	0 (0-0)	Boston College • Music • 2008
3.	1 (0-1)	Baylor • Texas • 2018
	1 (1-0)	Auburn • Gator • 1955

Largest Lead in First Half

1.	24	Houston • BBVA • 2013
2.	14	NC State • Music City • 2012
	14	Air Force • Hall of Fame • 1982

Largest Lead in Second Half

1.	21	NC State • Music City • 2012
2.	18	Auburn • Gator • 1955
3.	17	Houston • BBVA • 2013

Largest Deficit in First Half

1.	11	NC State • Independence • 2016
2.	7	Cincinnati • Liberty • 2011
	7	Air Force • Hall of Fame • 1982

Largest Deficit in Second Half

1.	25	NC State • Independence • 2016
2.	10	Baylor • Texas • 2018
	10	Cincinnati • Liberty • 2011

BOWL RECORDS

Fewest Points Allowed

Quarter	
1. 0 (1st)	NC State • Music City • 2016
0 (4th)	Houston • BBVA • 2013
0 (2nd)	Houston • BBVA • 2013
0 (1st)	Houston • BBVA • 2013
0 (3rd)	NC State • Music City • 2012
0 (1st)	NC State • Music City • 2012
0 (3rd)	Cincinnati • Liberty • 2011
0 (1st)	Cincinnati • Liberty • 2011
0 (3rd)	Boston College • Music City • 2008
0 (1st)	Boston College • Music City • 2008
0 (2nd)	Texas Tech • Peach • 1974
0 (1st)	Texas Tech • Peach • 1974
0 (3rd)	Auburn • Gator • 1955
0 (1st)	Auburn • Gator • 1955
Half	
1. 0 (1st)	Houston • BBVA • 2013
0 (1st)	Texas Tech • Peach • 1974
3. 6 (2nd)	Texas Tech • Peach • 1974
6 (2nd)	Auburn • Gator • 1955
Game	
1. 6	Texas Tech • Peach • 1974
2. 13	Auburn • Gator • 1955
3. 14	Boston College • Music City • 2008

Fewest Yards Allowed

1. 301	Cincinnati • Liberty • 2011
301	Auburn • Gator • 1955
3. 331	Boston College • Music City • 2008

Fewest Yards Per Play Allowed

1. 4.1 (73-301)	Cincinnati • Liberty • 2011
2. 4.47 (74-331)	Boston College • Music City • 2008
3. 4.55 (75-341)	Texas Tech • Peach • 1974

Fewest Rushing Yards Allowed

1. 41	NC State • Music City • 2012
2. 141	NC State • Independence • 2016
141	Boston College • Music City • 2008

Fewest Passing Yards Allowed

1. 35	Texas Tech • Peach • 1974
2. 80	Cincinnati • Liberty • 2011
3. 136	Air Force • Hall of Fame • 1982

Fewest First Downs Allowed

1. 12	Houston • BBVA • 2013
2. 15	Auburn • Gator • 1955
3. 17	Boston College • Music City • 2008

Most Tackles For Loss

1. 9.0	Houston • BBVA • 2013
2. 8.0	Cincinnati • Liberty • 2011
3. 6.0	Baylor • Texas • 2018

Most Sacks

1. 4.0	Houston • BBVA • 2013
2. 3.0	NC State • Music City • 2012
3. 2.0	Baylor • Texas • 2018
2.0	Cincinnati • Liberty • 2011

Most Interceptions

1. 3	NC State • Music City • 2012
2. 2	Houston • BBVA • 2013
2	Cincinnati • Liberty • 2011
2	Boston College • Music City • 2008

Most Fumble Recoveries

1. 5	Auburn • Gator • 1955
2. 2	Texas Tech • Peach • 1974
3. 1	NC State • Independence • 2016
1	Houston • BBVA • 2013
1	Boston College • Music City • 2008

Most Total Turnovers Forced (INT-FR)

1. 5 (0-5)	Auburn • Gator • 1955
2. 3 (2-1)	Houston • BBVA • 2013
3 (3-0)	NC State • Music City • 2012
3 (2-1)	Boston College • Music City • 2008
3 (1-2)	Texas Tech • Peach • 1974

Most PBUS

1. 10	Houston • BBVA • 2013
2. 7	NC State • Music City • 2012
3. 6	Baylor • Texas • 2018
6	Boston College • Music City • 2008

Most QB Pressures

1. 5	Houston • BBVA • 2013
2. 4	NC State • Music City • 2012
3. 1	NC State • Independence • 2016

BOWL RESULTS

All-time: 4-4-1

In Birmingham: 1-1

2018 Texas Bowl

Dec. 27, 2018 • Houston, Texas

NRG Stadium	1	2	3	4	Final
<b>Baylor (7-6, 4-5)</b>	10	7	14	14	<b>45</b>
<b>Vandy (6-7, 3-5)</b>	14	7	7	10	<b>38</b>

2016 Independence Bowl

Dec. 26, 2016 • Shreveport, La.

Independence Stadium	1	2	3	4	Final
<b>NC State (7-6, 3-5)</b>	0	14	14	13	<b>41</b>
<b>Vandy (6-7, 3-5)</b>	3	0	7	7	<b>17</b>

2013 BBVA Compass Bowl

Jan. 4, 2014 • Birmingham, Ala.

Legion Field	1	2	3	4	Final
<b>Vandy (9-4, 4-4)</b>	14	10	0	17	<b>41</b>
<b>Houston (8-5, 5-3)</b>	0	0	24	0	<b>24</b>

2012 Music City Bowl

Dec. 31, 2012 • Nashville, Tenn.

LP Field	1	2	3	4	Final
<b>NC State (7-6, 4-4)</b>	0	14	0	10	<b>24</b>
<b>Vandy (9-4, 5-3)</b>	7	21	3	7	<b>38</b>

2011 Liberty Bowl

Dec. 31, 2011 • Memphis, Tenn.

Liberty Stadium	1	2	3	4	Final
<b>Cincinnati (10-3, 5-2)</b>	0	14	0	17	<b>31</b>
<b>Vandy (6-7, 2-6)</b>	7	0	7	10	<b>24</b>

2008 Music City Bowl

Dec. 31, 2008 • Nashville, Tenn.

LP Field	1	2	3	4	Final
<b>Boston Coll. (9-5, 5-3)</b>	0	7	0	7	<b>14</b>
<b>Vandy (7-6, 4-4)</b>	6	0	7	3	<b>16</b>

1982 Hall of Fame Bowl

Dec. 31, 1982 • Birmingham, Ala.

Legion Field	1	2	3	4	Final
<b>Vandy (8-4, 4-2)</b>	7	14	7	0	<b>28</b>
<b>Air Force (8-5, 4-3)</b>	7	7	3	19	<b>36</b>

1974 Peach Bowl

Dec. 28, 1974 • Atlanta, Ga.

Fulton County Stadium	1	2	3	4	Final
<b>Texas Tech (6-4-2, 3-4)</b>	0	0	3	3	<b>6</b>
<b>Vandy (7-3-2, 2-3-1)</b>	0	3	0	3	<b>6</b>

1955 Gator Bowl

Dec. 31, 1955 • Jacksonville, Fla.

Gator Bowl	1	2	3	4	Final
<b>Vandy (8-3, 4-3)</b>	7	6	6	6	<b>25</b>
<b>Auburn (8-2-1, 5-1-1)</b>	0	7	0	6	<b>13</b>

## V VANDERBILT

- 97%** Student body retention rate
- 83%** Students graduating with no debt
- 65%** Undergraduate students receiving financial aid
- \$366** Million in student aid (2022-23)
- \$3.2** Billion goal for Dare to Grow campaign
- #1** Financial Aid (Princeton Review, 2018)
- #2** Happiest students (Princeton Review, 2018)
- #5** Most Beautiful Campus (Princeton Review, 2023)
- #10** Most Innovative University (Reuters)
- 7:1** Student-to-Faculty Ratio

## Nashville MUSIC CITY

- #1** Top Travel Destination in the World (National Geographic)
- #1** Best Live Music Cities (Fifty Grande)
- 3** Top 10 Music Museums (USA Today)
  - 1. The Johnny Cash Museum
  - 8. Patsy Cline Museum
  - 9. Country Music Hall of Fame and Museum
- #7** Top Destinations in the United States (Trip Advisor)
- #8** Best Cities in the United States (Conde Nast Traveler)
- #8** Readers' 15 Favorite Cities in the U.S. (Travel + Leisure)
- #10** Essential Drives for a U.S. Road Trip (National Geographic)
- #6** Best Food Destinations in the U.S. (Trip Advisor)
- #5** South's Best Cities (Southern Living)
- +2m** Over two million Nashville area residents
- 5** Fortune 500 companies call Nashville home
- 13** Fortune 1000 companies headquartered in Nashville

## V VUFB

- 1890** First season
- 10** One of 10 charter members still in the SEC
- 4** College Football Hall of Fame coaches
- 8** Undefeated seasons
- 14** Conference championships
- 1922** Opening of FirstBank Stadium, then Dudley Field, as the first football-specific stadium in the South
- 8** NFL starters who played for Clark Lea
  - Including: Drue Tranquill, Jeremiah Owusu-Koramoah, Zaire Franklin, Kyle Hamilton and Julian Love
- 18** NFL offensive linemen developed by Chris Klenakis
  - Including: Alvin Bailey, John Miller, Joel Bitonio, Jeremy Bridges, Shar Pourdanesh, DeMarcus Love, Harvey Dahl, Jason Jimenez, Travis Swanson, Geron Christian, Ray Dominguez, Tony Moll
- 59** NFL draft picks trained under Robert Stiner
  - Including: Dak Prescott, Kyren Williams, Chris Jones, Drake London, Kyle Hamilton, Julian Love, Drue Tranquill, Michael Mayer, Jeremiah Owusu-Koramoah, Darius Slay
- +89** Vanderbilt's improvement in Special Teams Efficiency ranking from 2021 to 2023
- +77** Tim Beck's improvement in total offense rank from his first to second year at New Mexico State
- 175** Wins as a head coach by Jerry Kill

## DORES IN THE NFL



### KHARI BLASINGAME Fullback

- Played in four games in 2024, two with the Bears and two with the Eagles
- Signed with the Eagles on Dec. 3
- Rushed eight times for 26 yards, caught three passes with the Bears in 2023
- Appeared in 68 career games over six seasons with Eagles, Bears, and Titans



### OREN BURKS Linebacker

- Played in 14 games in 2024
- Made 12 tackles with one forced fumble and one pass deflected in 2024
- Signed a one-year contract with the Eagles in March
- Reached Super Bowl LVIII with 49ers, making five total tackles against the Chiefs
- Played in 15 games in 2023, recording 46 tackles, one sack and one interception
- Appeared in 105 career games with 15 starts over seven seasons with 49ers, Packers, and Eagles



### ADAM BUTLER Defensive Tackle

- Played in 14 games with 13 starts for the Raiders in 2024
- Made 57 tackles, 32 solo tackles, eight QB hits, seven tackles for loss, and 3.5 sacks in 2024
- Appeared in 111 career games with 26 starts over seven seasons with Raiders, Dolphins and Patriots



### MATTHEW HAYBALL Punter

- Played in 14 games in 2024
- Holds a punting average of 44.0 yards on 61 punts with a long of 59 yards
- Has landed 33 punts inside the 20-yard line
- Ran for 11 yards and a first down on a fake punt vs. Carolina in Week 9
- Signed a three-year contract with the Saints in April as an undrafted free agent



### JAYLEN MAHONEY Safety

- Played in three games in 2024
- Made his NFL debut in Week 4 vs. New England, making one tackle
- Opened 2024 season on practice squad with 49ers before joining active roster
- Made three tackles in 2024



### JORDAN MATTHEWS Tight End

- Played in four games with one start during the 2024 season
- Signed with Panthers practice squad during 2023 season and had four catches in first two preseason games
- Played in 81 games over seven seasons with Eagles, Bills, and Panthers making 274 catches for 3,288 yards and 22 touchdowns



### DAYO ODEYINGBO Defensive End

- Appeared in 14 games with 11 starts in 2024
- Has recorded 28 tackles, 13 QB hits, seven TFL, three sacks, two forced fumbles and one fumble recovery in 2024
- In 2023, finished third on the team with eight sacks, adding 38 tackles, two forced fumbles and one fumble recovery
- Appeared in 58 games, 16 starts, with 103 tackles over four seasons since being a 2021 second-round pick of the Colts



### ANFERNEE ORJI Linebacker

- Played in 14 games with one start in 2024
- Collected 27 tackles with two tackles for loss during 2024 season
- Signed with the Saints as an undrafted free agent in 2023
- Spent 2023 on the New Orleans practice squad



### TRENT SHERFIELD Wide Receiver

- Played in 14 games with one start in 2024
- Has made eight catches for 83 yards and a touchdown in 2024
- Played in 17 games for the Bills in 2023, helping Buffalo to the divisional round of the playoffs
- Made 11 receptions for 22 yards and a touchdown in 2023
- Appeared in 109 games over seven seasons with Bills, Dolphins, 49ers, Cardinals and Vikings, making 86 career catches for 1,013 yards



### JUSTIN SKULE Offensive Tackle

- Played in 14 games with five starts in 2024
- Appeared in all 19 games for the Buccaneers in 2023, including Tampa's two playoff games
- Played in 63 career games with 17 starts over five seasons with Buccaneers and 49ers



### KE'SHAWN VAUGHN Running Back

- Appeared in two games with 49ers
- Spent the first 12 weeks of the 2024 season on practice squad with 49ers
- Played in six games for Tampa Bay in 2023 before being waived and signing to the Patriots' practice squad in December
- Appeared in 43 games over four seasons for the Buccaneers, rushing for 384 yards and a touchdown
- Won Super Bowl LV as a rookie with Tampa Bay



QUICK FACTS

Name	Vanderbilt University
Location	Nashville, Tenn.
Founded	1873
Enrollment	7,151 (undergraduate) • 13,710 (total)
Nickname	Commodores
Colors	Black & Gold
Stadium	FirstBank Stadium (28,934)
Surface	Artificial • Shaw Sports Powerblade
Conference	Southeastern
Affiliation	NCAA Division I FBS
Chancellor	Daniel Diermeier
Vice Chancellor/Athletics Director	Candice Storey Lee
Faculty Athletics Rep	Tracey George
Website	<a href="#">VUCommodores.com</a>

COACHING STAFF

Head Coach	Clark Lea (Vanderbilt '04 • 4th season)
Chief Consultant to the Head Coach • Senior Offensive Advisor	Jerry Kill (Southwestern College '83 • 1st season)
Offensive Coordinator	Tim Beck (Pittsburg State '88 • 1st season)
Associate Defensive Coordinator • Secondary	Steve Gregory (Syracuse '06 • 1st season)
Defensive Run Game Coordinator • Linebackers	Nick Lezynski (Notre Dame '11 • 3rd season)
Special Teams Coordinator • Tight Ends	Jeff LePak (Eastern Illinois '14 • 1st season)
Run Game Coordinator • Running Backs	Ghaali Muhammad-Lankford (Wyoming '13 • 1st season)
Assistant Coach • Defensive Ends	Jovan Haye (Vanderbilt '07 • 7th season)
Assistant Coach • Defensive Line	Larry Black (Indiana '12 • 3rd season)
Assistant Coach • Wide Receivers	Alex Bailey (Youngstown State '07 • 3rd season)
Assistant Coach • Safeties	Melvin Rice (Northern Illinois '09 • 1st season)
Assistant Coach • Cornerbacks	Jamaal Richardson (Iowa State '18 • 1st season)
Assistant Coach • Offensive Line	Chris Klenakis (Carroll College '86 • 1st season)
Tight Ends Coach	Brendan Flaherty (Bridgewater State '15 • 4th season)
Stars Coach	Jimmy Thompson (Notre Dame '18 • 4th season)
Quarterbacks Coach	Garrett Altman (TCU '17 • 1st season)
Asst. Defensive Line Coach • Pass Rush Specialist	Seth Payne (Moravian '12 • 1st season)
Specialists Coach • Special Teams Asst. Coach	Shane Gallant (Bowling Green '17 • 1st season)
Assistant Running Backs Coach	Josh Adams (Notre Dame '20 • 2nd season)
Assistant Offensive Line Coach	Dylan Autenrieth (NC State '19 • 3rd season)
Assistant Safeties Coach	Arion Shinaver (Notre Dame '20 • 3rd season)
Assistant Cornerbacks Coach	Justin Harris (Vanderbilt '23 • 2nd season)
Assistant Wide Receivers Coach	Jafar Williams (Maryland '03 • 1st season)
Director • Football Sports Performance	Robert Stiner (Bellhaven '08 • 1st season)
Assistant Director • Football Sports Performance	Ian Bures (Plymouth State '15 • 1st season)
Assistant Football Sports Performance Coach	Demetrius Kemp (Wake Forest '19 • 4th season)
Assistant Football Sports Performance Coach	Hudson Stevens (Appalachian St. '22 • 2nd season)

ABOUT THE COMMODORES

2024 Captains	Richie Hoskins, Langston Patterson, Diego Pavia, Marlen Sewell and CJ Taylor
2023 Record • SEC Record/Finish	2-10 • 0-8/7th East
Starters Returning/Lost	12/14 (5/6 Offense • 6/5 Defense • 1/3 ST)
Letterwinners Returning/Lost	42/30 (15/15 Offense • 26/12 Defense • 1/3 ST)
Offensive System	Multiple
Defensive System	4-2-5
First Season	1890
All-Time Record	624-671-50 (.482)
Seasons	135th
Undefeated Seasons	8
Conference Titles	14

PRONUNCIATION GUIDE

A recording of each player pronouncing their own name is available at: [VUCommodores.com/VUFBnames](#)

No.	Name	Pos.	Pronunciation
45	Emmanuel Adebi	TE	ah-DAY-bee
11	Darren Agu	EDGE	AH-goo
42	Jake Balis	RB	BAY-liss
88	Boski Barrett	WR	BO-ski
19	Blaze Berlowtiz	QB	BER-low-itz
74	Cameron Bosen	OL	BOW-zen
46	Simeon Boulware	DL	BOWL-ware
34	Johann Cardenas	RB	joe-HAN car-DEN-ahs
64	Delfin Xavier Castillo	OL	(drop Delfin) ex-ZAY-veer cas-TEE-oh
46	Mustafa Dannett	CB	dah-NET
0	Aeneas DiCosmo	DL	uh-NEE-iss
47	Isaiah Fontan	RB	fon-TAN
2	Randon Fontenette	STAR	RAN-don FAWN-ten-ette
11	Loic Fouonji	WR	low-IK FUN-jee
90	Ted Gregoire	DL	gre-GORE
39	Jackson Heis	WR	hice (rhymes with ice)
25	Martel Hight	CB	hite
33	Moni Jones	RB	MAH-nee
41	Jamezell Lassiter	WR	JAMES-el
68	Steven Losoya	OL	la-SOY-uh
60	Duncan MacDonald	OL	mick-DON-ald
29	Jesse Mirco	P	MER-ko
5	Yilanan (Issa) Ouattara	DL	goes by E-sah • E-lan-in wah-TAH-ha
2	Diego Pavia	QB	PAH-vee-uh
43	Dominic Rezac	RB	REE-zak
24	Nick Rinaldi	LB	ruh-NAL-dee
40	Mason Rohmiller	K	ROW-mill-er
75	Misael Sandoval	OL	MEE-sah san-dah-VAL
0	Junior Sherrill	WR	SHER-uhl
77	David Siegel	OL	SEE-gul
14	Jeremy St-Hilaire	QB	saint hill-AIR
12	Brennan Storer	QB	STORE-er
9	Eli Stowers	TE	STOW-ers (rhymes with hours)
96	Khordae Sydnor	DL	core-DAY SID-nor
98	De'Marion Thomas	DL	duh-MAR-e-on
12	Jeffrey Ugochukwu	STAR	uh-GO-chew-kwu
79	Conor Weasler	OL	WEEZ-ler
78	Keegan Wechsler	OL	WEX-ler
52	Kevo Wesley	OL	KEY-vo
36	Alan Wright	CB	goes by Taco
95	Linus Zunk	DL	LINE-us

HONORS & AWARDS

VANDERBILT Commodores

- Two-time FWAA Cheez-It National Team of the Week (Sept. 3, Oct. 7)

CLARK LEA Head Coach

- SEC Coach of the Year (Dec. 11)
- AFCA Region Coach of the Year (Nov. 19)
- AP Midseason Coach of the Year (Oct. 16)
- Bear Bryant Coach of the Year Watch List (Oct. 16)
- Dodd Trophy Coach of the Week (Oct. 7)
- Bear Bryant Award Coach of the Week (Oct. 8)

TIM BECK Offensive Coordinator

- Broyles Award Semifinalist (Dec. 3)

NICK LEZYNSKI Defensive Run Game Coord.

- American Football Coaches Association's 35 Under 35 (Dec. 9)

SEDRICK ALEXANDER RB

- Earl Campbell Tyler Rose Award Player of the Week Honorable Mention (Oct. 8)
- Earl Campbell Tyler Rose Award Watch List

JULIAN ASHBY LS

- SEC Community Service Team (Dec. 5)
- Special Teams U All-American Third Team
- Patrick Mannelly Award Semifinalist (Nov. 11)
- Patrick Mannelly Award Watch List

MILES CAPERS EDGE

- SEC Defensive Lineman of the Week (Oct. 7)

DONTAE CARTER S

- Preseason True Freshman All-American (247Sports)

MARK DAVIS CB

- Senior Bowl Watch List
- East-West Shrine Bowl 1000

LOIC FOUONJI WR

- East-West Shrine Bowl 1000

GUNNAR HANSEN OL

- SEC Offensive Lineman of the Week (Oct. 7)
- Outland Trophy Player of the Week (Oct. 8)
- Senior Bowl Watch List

MARTEL HIGHT CB

- College Football Network SEC Punt Returner of the Year (Dec. 12)
- College Football Network Third Team All-American (Dec. 11)
- Second-Team All-SEC (Dec. 10)
- Jet Award Semifinalist (Nov. 14)
- Jet Award Mid-Season Watch List (Oct. 16)

RICHIE HOSKINS WR

- Team captain
- Burlsworth Trophy Walk-On of the Week (Oct. 15)
- Wuerffel Trophy Watch List
- AFCA Good Works Team Nominee

BRYAN LONGWELL LB

- Lott Impact Trophy Player of the Week (Oct. 9)
- Two-time TSWA Defensive Player of the Week (Sept. 3, Oct. 8)

STEVEN LOSOYA OL

- Pro Football Focus National & SEC Teams of the Week (Oct. 22)
- Senior Bowl Watch List
- East-West Shrine Bowl 1000

CHASE MITCHELL OL

- Pro Football Focus National & SEC Teams of the Week (Oct. 22)

JESSE MIRCO P

- AP First-Team All-SEC (Dec. 12)
- Second-Team All-SEC (Dec. 10)
- SEC Special Teams Player of the Week (Nov. 4)
- Ray Guy Award Ray's 8 for the Week (Nov. 4)
- Ray Guy Award Watch List

LANGSTON PATTERSON LB

- Team captain
- Preseason All-SEC (Athlon; third team)
- Preseason All-SEC (Phil Steele; fourth team)

DIEGO PAVIA QB

- Team captain
- AP Co-Newcomer of the Year (Dec. 12)
- AP Second-Team All-SEC (Dec. 12)
- SEC Newcomer of the Year (Dec. 11)
- Davey O'Brien Award Semifinalist (Nov. 12)
- Maxwell Award Semifinalist (Nov. 12)
- Davey O'Brien National Quarterback of the Week (Oct. 8)
- Maxwell Award Player of the Week (Oct. 8)
- Two-time SEC Offensive Player of the Week (Sept. 2, Oct. 7)
- Manning Award Star of the Week (Sept. 3)
- Davey O'Brien Great 8 (Sept. 3)
- TSWA Offensive Player of the Week (Sept. 3)
- The Athletic Top 100 Transfers
- East-West Shrine Bowl 1000
- Maxwell Award Watch List
- Manning Award Watch List
- Davey O'Brien Quarterback Class 2024

GLENN SEABROOKS III DL

- Pro Football Focus SEC Team of the Week (Sept. 16)

MARLEN SEWELL S

- Team captain

QUINCY SKINNER JR. WR

- Senior Bowl Watch List

ELI STOWERS TE

- Biletnikoff Watch List
- AP Second-Team All-SEC (Dec. 12)
- Second Team All-SEC (Dec. 10)
- Earl Campbell Tyler Rose Award Honorable Mention List (Oct. 22)
- Pro Football Focus National & SEC Teams of the Week (Oct. 22)
- Earl Campbell Tyler Rose Award Honorable Mention List (Oct. 8)
- Pro Football Focus National & SEC Teams of the Week (Sept. 16)
- Earl Campbell Tyler Rose Award Watch List
- Senior Bowl Watch List
- East-West Shrine Bowl 1000
- East-West Shrine Bowl Invitation
- The Athletic 2024 Freaks List

BROCK TAYLOR K

- SEC All-Freshman Team (Dec. 12)
- Third-Team All-SEC (Dec. 10)
- Lou Groza Collegiate Place-Kicker Award Semifinalist (Nov. 19)
- Two-time SEC Special Teams Player of the Week (Oct. 7, Oct. 14)

CJ TAYLOR S

- Team captain
- Bednarik Award Watch List
- Preseason All-SEC (Phil Steele; third team)
- Preseason All-SEC (Athlon; third team)
- Senior Bowl Watch List
- East-West Shrine Bowl 1000

KOLBEY TAYLOR CB

- The Athletic 2024 Freaks List

DE'RICKEY WRIGHT S

- Hula Bowl Defensive Player of the Week (Oct. 16)
- Preseason All-SEC (Athlon; fourth team)
- Senior Bowl Watch List
- East-West Shrine Bowl 1000
- East-West Shrine Bowl Invitation

# ROSTER • NUMERICAL

No.	Name	Pos.	Ht.	Wt.	Yr.	Hometown	Previous School
0	Aeneas DiCosmo	DL	6-3	247	Gr.	Montclair, N.J.	Bergen Catholic/Stanford
0	Junior Sherrill	WR	5-11	188	So.	Nashville, Tenn.	Lipscomb Academy
1	CJ Taylor	S	6-1	205	Sr.	McMinnville, Tenn.	Warren County
1	Dariyan Wiley	WR	6-1	200	Gr.	Atlanta, Ga.	Douglas County/Louisiana-Monroe
2	Randon Fontenette	STAR	6-2	220	So.	Freeport, Texas	Brazosport/TCU
2	Diego Pavia	QB	6-0	207	Gr.	Albuquerque, N.M.	Volcano Vista/New Mexico State
3	Quincy Skinner Jr.	WR	6-2	205	Sr.	Pompano Beach, Fla.	St. Thomas Aquinas
4	Bryan Longwell	LB	6-1	227	So.	Nashville, Tenn.	Lipscomb Academy
5	Richie Hoskins	WR	6-1	196	Sr.	Lake Forest, Ill.	Lake Forest/Middlebury
5	Yılanan Ouattara	DL	6-7	311	Jr.	Cologne, Germany	Cologne Crocodiles
6	Kolbey Taylor	CB	6-3	190	Sr.	Ft. Lauderdale, Fla.	Pasadena Memorial (Texas)/Wyoming
7	Drew Dickey	QB	6-1	210	Jr.	Austin, Texas	Regents School
7	Marlen Sewell	S	6-1	198	Sr.	Birmingham, Ala.	Shades Valley
8	Tyson Russell	CB	5-11	185	Gr.	Plantation, Fla.	St. Thomas Aquinas
9	Eli Stowers	TE	6-4	235	Gr.	Denton, Texas	Denton Guyer/New Mexico State
10	Whit Muschamp	QB	6-1	190	Fr.	Columbia, S.C.	Baylor School (Tenn.)
10	Langston Patterson	LB	6-1	230	Jr.	Nashville, Tenn.	Christ Presbyterian Academy
11	Darren Agu	EDGE	6-6	249	Jr.	London, England	Rabun-Gap Nacoochee (Ga.)
11	Loic Fouonji	WR	6-4	215	Gr.	Midland, Texas	Midland Lee/Texas Tech
12	Brennan Storer	QB	5-11	198	So.	Dallas, Texas	Highland Park
12	Jeffrey Ugochukwu	STAR	6-1	205	Jr.	Richmond, Texas	George Ranch
13	Chase Gillespie	RB	5-10	200	Jr.	Tallahassee, Fla.	Amos P. Godby
14	Jérémy St-Hilaire	QB	6-4	220	Fr.	Montréal, Canada	McCallie School (Tenn.)
15	Jeremiah Dillon	WR	6-1	191	Jr.	Tylertown, Miss.	Tylertown/Ole Miss
15	Zaylin Wood	DL	6-0	280	Gr.	Bowdon, Ga.	Heard County/Middle Tennessee
16	Cole Spence	TE	6-7	250	Jr.	Roswell, Ga.	Mount Pisgah Christian
17	Mark Davis	CB	6-2	196	Gr.	Bradenton, Fla.	Braden River/Southern Illinois
18	Jalen Gilbert	S	6-0	190	So.	Round Rock, Texas	Round Rock
18	Hayden Moses	QB	5-9	163	Sr.	Hollis, N.H.	Brighton Academy/Grinnell
19	Blaze Berlowitz	QB	6-3	205	So.	Cushing, Okla.	Cushing/New Mexico State
19	De'Rickey Wright	S	6-4	229	Gr.	Gadsden, Ala.	Gadsden
20	Prince Kollie	LB	6-1	227	Sr.	Jonesborough, Tenn.	David Crockett/Notre Dame
21	Dontae Carter	S	6-1	185	Fr.	San Antonio, Texas	Byron P. Steele
22	Bryce Cowan	LB	6-4	231	Jr.	Tallahassee, Fla.	Amos P. Godby
23	AJ Newberry	RB	6-1	197	So.	Grand Prairie, Texas	South Grand Prairie
24	Nick Rinaldi	LB	6-3	234	Jr.	Dover, Mass.	Dover-Sherborn
25	Martel Hight	CB	6-0	180	So.	Rome, Ga.	Rome
27	Jaylin Lackey	CB	6-0	198	Fr.	Atlanta, Ga.	South Gwinnett
28	Sedrick Alexander	RB	5-9	200	So.	Austin, Texas	LBJ
28	Thomas Jones	CB	5-11	183	Fr.	Smyrna, Tenn.	Smyrna
29	Miles Capers	EDGE	6-4	235	Sr.	Sumter, S.C.	Sumter
29	Jesse Mirco	P	6-4	222	Gr.	Fremantle, W. Australia	ProKick Australia/Ohio State
30	Trudell Berry	CB	6-1	196	Jr.	Baytown, Texas	Lee
31	Tate Hamby	S	6-2	190	Fr.	West Monroe, La.	Ouachita Christian
32	Mason Carter	EDGE	6-5	234	Fr.	Jacksonville, Fla.	Baldwin
33	Moni Jones	RB	6-2	225	Gr.	Tulsa, Okla.	Memorial/New Mexico State
34	Johann Cardenas	RB	6-0	223	Fr.	Katy, Texas	Saint Thomas
34	Maurice Hampton	STAR	6-0	218	Gr.	Memphis, Tenn.	University School/Memphis
35	Payne Daniel	S	5-11	170	So.	Nashville, Tenn.	Montgomery Bell Academy
36	Alan Wright	CB	6-0	185	Sr.	Fayetteville, Ga.	Woodward Academy
37	Ty Burd	WR	6-1	175	So.	Nashville, Tenn.	Montgomery Bell Academy
37	Jailen Ruth	EDGE	6-3	212	So.	Hawthorne, Fla.	Hawthorne
38	Will Faris	K	6-1	160	Sr.	Dallas, Texas	Lake Highlands
39	Jackson Heis	WR	6-2	202	So.	Boston, Mass.	Highland Park (Texas)
39	Brail Lipford	STAR	5-9	180	Gr.	Chandler, Ariz.	Higley/Rocky Mountain College
40	Jamison Curtis	LB	6-1	239	Fr.	Saraland, Ala.	Saraland
40	Mason Rohmiller	K	6-1	195	Jr.	Fort Mitchell, Ky.	St. Xavier/San Diego
41	Jamezell Lassiter	WR	5-8	196	Fr.	Providence, R.I.	La Salle Academy
42	Jake Balis	RB	5-9	200	Fr.	Granger, Ind.	Penn
42	Callahan Blair	EDGE	6-4	219	Fr.	Palm Harbor, Fla.	Calvary Christian Academy

No.	Name	Pos.	Ht.	Wt.	Yr.	Hometown	Previous School
43	Will Conley	K	6-1	195	Gr.	Chicago, Ill.	Jones College Prep
43	Dominic Rezac	RB	6-1	190	Jr.	Omaha, Neb.	Westside
44	Gabe Fisher	FB/TE	6-1	240	So.	Nashville, Tenn.	Montgomery Bell Academy
45	Emmanuel Adebisi	TE	6-5	266	Gr.	Wilmington, Del.	Wilmington Friends School/Cornell
45	Ty Bartholomew	LB	6-1	212	So.	Nashville, Tenn.	Montgomery Bell Academy
46	Mustafa Dannett	CB	6-0	175	Jr.	New London, Conn.	New London
47	Isaiah Fontan	RB	5-7	202	Jr.	Hartford, Conn.	Capital Prep
48	Julian Ashby	LS	6-1	221	Gr.	Lilburn, Ga.	Parkview/Furman
48	Larry Benton III	TE	6-4	221	Fr.	Cypress, Texas	St. Thomas
49	Simeon Boulware	DL	6-5	246	Fr.	Dacula, Ga.	Dacula
49	Elijah Rooney	TE	6-5	220	Fr.	New Smyrna Beach, Fla.	New Smyrna Beach
50	Chase Mitchell	OL	6-4	320	Gr.	Washington, Pa.	Washington/Liberty
51	Daniel Gaw	LS	6-2	230	Sr.	Nashville, Tenn.	Montgomery Bell Academy
52	Kevo Wesley	OL	6-4	317	Gr.	Chicago, Ill.	Curie
53	Glenn Seabrooks III	DL	6-3	340	Fr.	Nashville, Tenn.	Davidson Academy
54	Steven Hubbard	OL	6-3	330	Gr.	Houston, Texas	Benjamin O. Davis/Texas-El Paso
57	Max Fisher	OL	6-2	311	So.	Nashville, Tenn.	Montgomery Bell Academy/Trinity (Texas)
58	Carson Casteel	LB	6-2	222	Sr.	Florence, Ala.	Florence/Michigan State
60	Duncan MacDonald	OL	6-5	295	Jr.	Newbury, Mass.	Milton Academy
62	CJ Williams	OL	6-6	331	Fr.	Amityville, N.Y.	Deerfield Academy (Mass.)
63	Jacob Katona	DL	6-5	264	Sr.	Birmingham, Ala.	Oak Mountain/Stanford
64	Delfin Xavier Castillo	OL	6-5	361	Sr.	Kissimmee, Fla.	Osceola
66	Anthony Miles	OL	6-5	321	So.	Birmingham, Ala.	Ramsay
68	Steven Losoya	OL	6-3	324	Gr.	Nashville, Tenn.	Overton/Mississippi State
69	Cooper Starks	OL	6-5	329	So.	Girard, Ill.	North Mac
70	Cade McConnell	OL	6-5	315	Jr.	Choctaw, Okla.	Choctaw/Minnesota
71	Gage Pitchford	OL	6-6	315	Gr.	Newnan, Ga.	East Coweta
72	Josh Raymond	OL	6-4	298	Fr.	Orlando, Fla.	Lake Mary
73	Charlie Clark	OL	6-7	316	Sr.	Madison, Wis.	Edgewood
74	Cameron Bosen	OL	6-6	318	Fr.	Brentwood, Tenn.	Ravenwood
75	Misael Sandoval	OL	6-6	337	So.	Chula Vista, Calif.	St. Augustine
76	Grayson Morgan	OL	6-5	292	Jr.	Nashville, Tenn.	Montgomery Bell Academy
77	David Siegel	OL	6-6	300	Jr.	New Canaan, Conn.	The Hun School (N.J.)
78	Keegan Wechsler	OL	6-2	281	So.	Frisco, Texas	Legacy Christan Academy
79	Conor Weasler	P	6-0	181	So.	Kentfield, Calif.	Redwood
80	Tristen Brown	WR	5-10	185	Fr.	Houston, Texas	Lamar
81	Hutch Baird	WR	6-1	197	Sr.	Concord, Ohio	Mentor/Johns Hopkins
82	Brycen Coleman	WR	6-5	210	Fr.	Ocean City, Md.	Decatur
83	Derek Kee	WR	6-4	190	So.	Trenton, Tenn.	Peabody
84	Kamrean Johnson	TE	6-5	230	So.	Mobile, Ala.	Theodore
85	Landon Wells	WR	5-10	180	Jr.	Brentwood, Tenn.	Brentwood Academy
86	Witt Edwards	WR	6-5	200	Fr.	Fairfax, Okla.	Wagoner
87	Joseph McVay	WR	6-1	200	Fr.	Earle, Ark.	Earle
88	Boski Barrett	WR	5-11	175	Fr.	Knoxville, Tenn.	Webb School
88	Brock Taylor	K	6-1	161	So.	Knoxville, Tenn.	Knoxville Catholic
90	Ted Gregoire	DL	6-3	327	So.	Roselle, N.J.	Hudson Catholic
91	Christian James	DL	6-4	290	Gr.	Memphis, Tenn.	Christian Brothers
92	Evan Herrmann	DL	6-6	225	So.	Sussex, Wis.	Hamilton
94	Bradley Mann	DL	6-6	288	Jr.	Jacksonville, Fla.	The Bolles School
95	Linus Zunk	DL	6-6	263	Jr.	Berlin, Germany	Rabun Gap-Nacoochee (Ga.)
96	Khordae Sydnor	DL	6-4	266	Sr.	Harlem, N.Y.	Iona Prep/Purdue
97	Hayden Bray	EDGE	6-7	277	Gr.	Austin, Texas	Westlake/Oklahoma
98	De'Marion Thomas	DL	6-2	334	So.	Tulsa, Okla.	Union
99	Devin Lee	DL	6-2	290	Sr.	McDonough, Ga.	Ola



# ROSTER • ALPHABETICAL

No.	Name	Pos.	Ht.	Wt.	Yr.	Hometown	Previous School
45	Emmanuel Adebisi	TE	6-5	266	Gr.	Wilmington, Del.	Wilmington Friends School/Cornell
11	Darren Agu	EDGE	6-6	249	Jr.	London, England	Rabun-Gap Nacoochee (Ga.)
28	Sedrick Alexander	RB	5-9	200	So.	Austin, Texas	LBJ
48	Julian Ashby	LS	6-1	221	Gr.	Lilburn, Ga.	Parkview/Furman
81	Hutch Baird	WR	6-1	197	Sr.	Concord, Ohio	Mentor/Johns Hopkins
42	Jake Balis	RB	5-9	200	Fr.	Granger, Ind.	Penn
88	Boski Barrett	WR	5-11	175	Fr.	Knoxville, Tenn.	Webb School
45	Ty Bartholomew	LB	6-1	212	So.	Nashville, Tenn.	Montgomery Bell Academy
48	Larry Benton III	TE	6-4	221	Fr.	Cypress, Texas	St. Thomas
19	Blaze Berlowitz	QB	6-3	205	So.	Cushing, Okla.	Cushing/New Mexico State
30	Trudell Berry	CB	6-1	196	Jr.	Baytown, Texas	Lee
42	Callahan Blair	EDGE	6-4	219	Fr.	Palm Harbor, Fla.	Calvary Christian Academy
74	Cameron Bosen	OL	6-6	318	Fr.	Brentwood, Tenn.	Ravenwood
49	Simeon Boulware	DL	6-5	246	Fr.	Dacula, Ga.	Dacula
97	Hayden Bray	EDGE	6-7	277	Gr.	Austin, Texas	Westlake/Oklahoma
80	Tristen Brown	WR	5-10	185	Fr.	Houston, Texas	Lamar
37	Ty Burd	WR	6-1	175	So.	Nashville, Tenn.	Montgomery Bell Academy
29	Miles Capers	EDGE	6-4	235	Sr.	Sumter, S.C.	Sumter
34	Johann Cardenas	RB	6-0	223	Fr.	Katy, Texas	Saint Thomas
21	Dontae Carter	S	6-1	185	Fr.	San Antonio, Texas	Byron P. Steele
32	Mason Carter	EDGE	6-5	234	Fr.	Jacksonville, Fla.	Baldwin
58	Carson Casteel	LB	6-2	222	Sr.	Florence, Ala.	Florence/Michigan State
64	Delfin Xavier Castillo	OL	6-5	361	Sr.	Kissimmee, Fla.	Osceola
73	Charlie Clark	OL	6-7	316	Sr.	Madison, Wis.	Edgewood
82	Brycen Coleman	WR	6-5	210	Fr.	Ocean City, Md.	Decatur
43	Will Conley	K	6-1	195	Gr.	Chicago, Ill.	Jones College Prep
22	Bryce Cowan	LB	6-4	231	Jr.	Tallahassee, Fla.	Amos P. Godby
40	Jamison Curtis	LB	6-1	239	Fr.	Saraland, Ala.	Saraland
35	Payne Daniel	S	5-11	170	So.	Nashville, Tenn.	Montgomery Bell Academy
46	Mustafa Dannett	CB	6-0	175	Jr.	New London, Conn.	New London
17	Mark Davis	CB	6-2	196	Gr.	Bradenton, Fla.	Braden River/Southern Illinois
7	Drew Dickey	QB	6-1	210	Jr.	Austin, Texas	Regents School
0	Aeneas DiCosmo	DL	6-3	247	Gr.	Montclair, N.J.	Bergen Catholic/Stanford
15	Jeremiah Dillon	WR	6-1	191	Jr.	Tylertown, Miss.	Tylertown/Ole Miss
86	Witt Edwards	WR	6-5	200	Fr.	Fairfax, Okla.	Wagoner
38	Will Faris	K	6-1	160	Sr.	Dallas, Texas	Lake Highlands
44	Gabe Fisher	FB/TE	6-1	240	So.	Nashville, Tenn.	Montgomery Bell Academy
57	Max Fisher	OL	6-2	311	So.	Nashville, Tenn.	Montgomery Bell Academy/Trinity (Texas)
47	Isaiah Fontan	RB	5-7	202	Jr.	Hartford, Conn.	Capital Prep
2	Randon Fontenette	STAR	6-2	220	So.	Freeport, Texas	Brazosport/TCU
11	Loic Fouonji	WR	6-4	215	Gr.	Midland, Texas	Midland Lee/Texas Tech
51	Daniel Gaw	LS	6-2	230	Sr.	Nashville, Tenn.	Montgomery Bell Academy
18	Jalen Gilbert	S	6-0	190	So.	Round Rock, Texas	Round Rock
13	Chase Gillespie	RB	5-10	200	Jr.	Tallahassee, Fla.	Amos P. Godby
90	Ted Gregoire	DL	6-3	327	So.	Roselle, N.J.	Hudson Catholic
31	Tate Hamby	S	6-2	190	Fr.	West Monroe, La.	Ouachita Christian
34	Maurice Hampton	STAR	6-0	218	Gr.	Memphis, Tenn.	University School/Memphis
39	Jackson Heis	WR	6-2	202	So.	Boston, Mass.	Highland Park (Texas)
92	Evan Herrmann	DL	6-6	225	So.	Sussex, Wis.	Hamilton
25	Martel Hight	CB	6-0	180	So.	Rome, Ga.	Rome
5	Richie Hoskins	WR	6-1	196	Sr.	Lake Forest, Ill.	Lake Forest/Middlebury
54	Steven Hubbard	OL	6-3	330	Gr.	Houston, Texas	Benjamin O. Davis/Texas-El Paso
91	Christian James	DL	6-4	290	Gr.	Memphis, Tenn.	Christian Brothers
84	Kamrean Johnson	TE	6-5	230	So.	Mobile, Ala.	Theodore
33	Moni Jones	RB	6-2	225	Gr.	Tulsa, Okla.	Memorial/New Mexico State
28	Thomas Jones	CB	5-11	183	Fr.	Smyrna, Tenn.	Smyrna
63	Jacob Katona	DL	6-5	264	Sr.	Birmingham, Ala.	Oak Mountain/Stanford
83	Derek Kee	WR	6-4	190	So.	Trenton, Tenn.	Peabody
20	Prince Kolli	LB	6-1	227	Sr.	Jonesborough, Tenn.	David Crockett/Notre Dame
27	Jaylin Lackey	CB	6-0	198	Fr.	Atlanta, Ga.	South Gwinnett

No.	Name	Pos.	Ht.	Wt.	Yr.	Hometown	Previous School
41	Jamezell Lassiter	WR	5-8	196	Fr.	Providence, R.I.	La Salle Academy
99	Devin Lee	DL	6-2	290	Sr.	McDonough, Ga.	Ola
39	Brail Lipford	STAR	5-9	180	Gr.	Chandler, Ariz.	Higley/Rocky Mountain College
4	Bryan Longwell	LB	6-1	227	So.	Nashville, Tenn.	Lipscomb Academy
68	Steven Losoya	OL	6-3	324	Gr.	Nashville, Tenn.	Overton/Mississippi State
60	Duncan MacDonald	OL	6-5	295	Jr.	Newbury, Mass.	Milton Academy
94	Bradley Mann	DL	6-6	288	Jr.	Jacksonville, Fla.	The Bolles School
70	Cade McConnell	OL	6-5	315	Jr.	Choctaw, Okla.	Choctaw/Minnesota
87	Joseph McVay	WR	6-1	200	Fr.	Earle, Ark.	Earle
66	Anthony Miles	OL	6-5	321	So.	Birmingham, Ala.	Ramsay
29	Jesse Mirco	P	6-4	222	Gr.	Fremantle, W. Australia	ProKick Australia/Ohio State
50	Chase Mitchell	OL	6-4	320	Gr.	Washington, Pa.	Washington/Liberty
76	Grayson Morgan	OL	6-5	292	Jr.	Nashville, Tenn.	Montgomery Bell Academy
18	Hayden Moses	QB	5-9	163	Sr.	Hollis, N.H.	Brighton Academy/Grinnell
10	Whit Muschamp	QB	6-1	190	Fr.	Columbia, S.C.	Baylor School (Tenn.)
23	AJ Newberry	RB	6-1	197	So.	Grand Prairie, Texas	South Grand Prairie
5	Yilanan Ouattara	DL	6-7	311	Jr.	Cologne, Germany	Cologne Crocodiles
10	Langston Patterson	LB	6-1	230	Jr.	Nashville, Tenn.	Christ Presbyterian Academy
2	Diego Pavia	QB	6-0	207	Gr.	Albuquerque, N.M.	Volcano Vista/New Mexico State
71	Gage Pitchford	OL	6-6	315	Gr.	Newnan, Ga.	East Coweta
72	Josh Raymond	OL	6-4	298	Fr.	Orlando, Fla.	Lake Mary
43	Dominic Rezac	RB	6-1	190	Jr.	Omaha, Neb.	Westside
24	Nick Rinaldi	LB	6-3	234	Jr.	Dover, Mass.	Dover-Sherborn
40	Mason Rohmiller	K	6-1	195	Jr.	Fort Mitchell, Ky.	St. Xavier/San Diego
49	Elijah Rooney	TE	6-5	220	Fr.	New Smyrna Beach, Fla.	New Smyrna Beach
8	Tyson Russell	CB	5-11	185	Gr.	Plantation, Fla.	St. Thomas Aquinas
37	Jailen Ruth	EDGE	6-3	212	So.	Hawthorne, Fla.	Hawthorne
75	Misael Sandoval	OL	6-6	337	So.	Chula Vista, Calif.	St. Augustine
53	Glenn Seabrooks III	DL	6-3	340	Fr.	Nashville, Tenn.	Davidson Academy
7	Marlen Sewell	S	6-1	198	Sr.	Birmingham, Ala.	Shades Valley
0	Junior Sherrill	WR	5-11	188	So.	Nashville, Tenn.	Lipscomb Academy
77	David Siegel	OL	6-6	300	Jr.	New Canaan, Conn.	The Hun School (N.J.)
3	Quincy Skinner Jr.	WR	6-2	205	Sr.	Pompano Beach, Fla.	St. Thomas Aquinas
16	Cole Spence	TE	6-7	250	Jr.	Roswell, Ga.	Mount Pisgah Christian
14	Jérémy St-Hilaire	QB	6-4	220	Fr.	Montréal, Canada	McCallie School (Tenn.)
69	Cooper Starks	OL	6-5	329	So.	Girard, Ill.	North Mac
12	Brennan Storer	QB	5-11	198	So.	Dallas, Texas	Highland Park
9	Eli Stowers	TE	6-4	235	Gr.	Denton, Texas	Denton Guyer/New Mexico State
96	Khordae Sydnor	DL	6-4	266	Sr.	Harlem, N.Y.	Iona Prep/Purdue
88	Brock Taylor	K	6-1	161	So.	Knoxville, Tenn.	Knoxville Catholic
1	CJ Taylor	S	6-1	205	Sr.	McMinnville, Tenn.	Warren County
6	Kolbey Taylor	CB	6-3	190	Sr.	Ft. Lauderdale, Fla.	Pasadena Memorial (Texas)/Wyoming
98	De'Marion Thomas	DL	6-2	334	So.	Tulsa, Okla.	Union
12	Jeffrey Ugochukwu	STAR	6-1	205	Jr.	Richmond, Texas	George Ranch
79	Conor Weasler	P	6-0	181	So.	Kentfield, Calif.	Redwood
78	Keegan Wechsler	OL	6-2	281	So.	Frisco, Texas	Legacy Christan Academy
85	Landon Wells	WR	5-10	180	Jr.	Brentwood, Tenn.	Brentwood Academy
52	Kevo Wesley	OL	6-4	317	Gr.	Chicago, Ill.	Curie
1	Dariyan Wiley	WR	6-1	200	Gr.	Atlanta, Ga.	Douglas County/Louisiana-Monroe
62	CJ Williams	OL	6-6	331	Fr.	Amityville, N.Y.	Deerfield Academy (Mass.)
15	Zaylin Wood	DL	6-0	280	Gr.	Bowdon, Ga.	Heard County/Middle Tennessee
36	Alan Wright	CB	6-0	185	Sr.	Fayetteville, Ga.	Woodward Academy
19	De'Rickey Wright	S	6-4	229	Gr.	Gadsden, Ala.	Gadsden
95	Linus Zunk	DL	6-6	263	Jr.	Berlin, Germany	Rabun Gap-Nacoochee (Ga.)

ROSTER • POSITIONAL  
 OFFENSE
 DEFENSE/ST

No.	Name	Pos.	Yr.
2	Diego Pavia	QB	Gr.
7	Drew Dickey	QB	Jr.
10	Whit Muschamp	QB	Fr.
12	Brennan Storer	QB	So.
14	Jérémy St-Hilaire	QB	Fr.
18	Hayden Moses	QB	Sr.
19	Blaze Berlowitz	QB	So.
13	Chase Gillespie	RB	Jr.
23	AJ Newberry	RB	So.
28	Sedrick Alexander	RB	So.
33	Jamoni Jones	RB	Gr.
34	Johann Cardenas	RB	Fr.
42	Jake Balis	RB	Fr.
47	Isaiah Fontan	RB	Jr.
0	Junior Sherrill	WR	So.
1	Dariyan Wiley	WR	Gr.
3	Quincy Skinner Jr.	WR	Sr.
5	Richie Hoskins	WR	Sr.
11	Loic Fouonji	WR	Gr.
15	Jeremiah Dillon	WR	Jr.
31	Landon Wells	WR	Jr.
37	Ty Burd	WR	So.
39	Jackson Heis	WR	So.
41	Jamezell Lassiter	WR	Fr.
80	Tristen Brown	WR	Fr.
81	Hutch Baird	WR	Sr.
82	Brycen Coleman	WR	Fr.
83	Derek Kee	WR	So.
87	Joseph McVay	WR	Fr.
88	Boski Barrett	WR	Fr.
9	Eli Stowers	TE	Gr.
16	Cole Spence	TE	Jr.
44	Gabe Fisher	FB/TE	So.
45	Manny Adebí	TE	Gr.
48	Larry Benton	TE	Fr.
49	Elijah Rooney	TE	Fr.
84	Kamrean Johnson	TE	So.
86	Witt Edwards	TE	Fr.
50	Chase Mitchell	OL	Gr.
52	Kevo Wesley	OL	Gr.
54	Steven Hubbard	OL	Gr.
57	Max Fisher	OL	So.
60	Duncan MacDonald	OL	Jr.
62	CJ Williams	OL	Fr.
64	Delfin Xavier Castillo	OL	Sr.
66	Anthony Miles	OL	So.
68	Steven Losoya	OL	Gr.
69	Cooper Starks	OL	So.
70	Cade McConnell	OL	Jr.
71	Gage Pitchford	OL	Gr.
72	Josh Raymond	OL	Fr.
73	Charlie Clark	OL	Sr.
74	Cameron Bosen	OL	Fr.
75	Misael Sandoval	OL	So.
76	Grayson Morgan	OL	Jr.
77	David Siegel	OL	Jr.
78	Keegan Wechsler	OL	So.

No.	Name	Pos.	Yr.
0	Aeneas DiCosmo	DL	Gr.
5	Yilanan Ouattara	DL	Jr.
15	Zaylin Wood	DL	Gr.
49	Simeon Boulware	DL	Fr.
53	Glenn Seabrooks	DL	Fr.
63	Jacob Katona	DL	Sr.
90	Ted Gregoire	DL	So.
91	Christian James	DL	Gr.
92	Evan Herrmann	DL	So.
94	Bradley Mann	DL	Jr.
95	Linus Zunk	DL	Jr.
96	Khordae Sydnor	DL	Sr.
98	De'Marion Thomas	DL	So.
99	Devin Lee	DL	Sr.
11	Darren Agu	EDGE	Jr.
29	Miles Capers	EDGE	Sr.
32	Mason Carter	EDGE	Fr.
37	Jailen Ruth	EDGE	So.
42	Callahan Blair	EDGE	Fr.
97	Hayden Bray	EDGE	Gr.
4	Bryan Longwell	LB	So.
10	Langston Patterson	LB	Jr.
20	Prince Kollié	LB	Sr.
22	Bryce Cowan	LB	Jr.
24	Nick Rinaldi	LB	Jr.
40	Jamison Curtis	LB	Fr.
45	Ty Bartholomew	LB	So.
58	Carson Casteel	LB	Sr.
2	Randon Fontenette	STAR	So.
12	Jeffrey Ugochukwu	STAR	Jr.
34	Maurice Hampton	STAR	Gr.
39	Brail Lipford	STAR	Gr.
6	Kolbey Taylor	CB	Sr.
8	Tyson Russell	CB	Gr.
17	Mark Davis	CB	Gr.
25	Martel Hight	CB	So.
27	Jaylin Lackey	CB	Fr.
28	Thomas Jones	CB	Fr.
30	Trudell Berry	CB	Jr.
36	Alan Wright	CB	Sr.
46	Mustafa Dannett	CB	Jr.
1	CJ Taylor	S	Sr.
7	Marlen Sewell	S	Sr.
18	Jalen Gilbert	S	So.
19	De'Rickey Wright	S	Sr.
21	Dontae Carter	S	Fr.
31	Tate Hamby	S	Fr.
35	Payne Daniel	S	So.
43	Dominic Rezac	S	Jr.
29	Jesse Mirco	P	Gr.
38	Will Faris	K	Sr.
40	Mason Rohmiller	K	Jr.
43	Will Conley	K	Gr.
48	Julian Ashby	LS	Gr.
51	Daniel Gaw	LS	Sr.
79	Conor Weasler	P	So.
88	Brock Taylor	K	So.

ROSTER • GEOGRAPHIC  
 28 STATES & 5 COUNTRIES

No.	Name	Pos.	Hometown
63	Jacob Katona	DL	Birmingham, Ala.
66	Anthony Miles	OL	Birmingham, Ala.
7	Marlen Sewell	S	Birmingham, Ala.
58	Carson Casteel	LB	Florence, Ala.
19	De'Rickey Wright	S	Gadsden, Ala.
40	Jamison Curtis	LB	Saraland, Ala.
84	Kamrean Johnson	TE	Theodore, Ala.
39	Brail Lipford	STAR	Gilbert, Ariz.
87	Joseph McVay	WR	Earle, Ark.
75	Misael Sandoval	OL	Chula Vista, Calif.
79	Conor Weasler	P	Kentfield, Calif.
47	Isaiah Fontan	RB	Hartford, Conn.
77	David Siegel	OL	New Canaan, Conn.
46	Mustafa Dannett	CB	New London, Conn.
45	Manny Adebí	TE	Wilmington, Del.
17	Mark Davis	CB	Bradenton, Fla.
6	Kolbey Taylor	CB	Ft. Lauderdale, Fla.
37	Jailen Ruth	EDGE	Hawthorne, Fla.
32	Mason Carter	EDGE	Jacksonville, Fla.
94	Bradley Mann	DL	Jacksonville, Fla.
64	Delfin Xavier Castillo	OL	Kissimmee, Fla.
72	Josh Raymond	OL	Lake Mary, Fla.
49	Elijah Rooney	TE	New Smyrna Beach, Fla.
42	Callahan Blair	EDGE	Palm Harbor, Fla.
8	Tyson Russell	CB	Plantation, Fla.
3	Quincy Skinner Jr.	WR	Pompano Beach, Fla.
22	Bryce Cowan	LB	Tallahassee, Fla.
13	Chase Gillespie	RB	Tallahassee, Fla.
27	Jaylin Lackey	CB	Atlanta, Ga.
1	Dariyan Wiley	WR	Atlanta, Ga.
15	Zaylin Wood	DL	Bowdon, Ga.
49	Simeon Boulware	DL	Dacula, Ga.
36	Alan Wright	CB	Fayetteville, Ga.
48	Julian Ashby	LS	Lilburn, Ga.
99	Devin Lee	DL	McDonough, Ga.
71	Gage Pitchford	OL	Newnan, Ga.
25	Martel Hight	CB	Rome, Ga.
16	Cole Spence	TE	Roswell, Ga.
43	Will Conley	K	Chicago, Ill.
52	Kevo Wesley	OL	Chicago, Ill.
69	Cooper Starks	OL	Girard, Ill.
5	Richie Hoskins	WR	Lake Forest, Ill.
42	Jake Balis	RB	Granger, Ind.
40	Mason Rohmiller	K	For t Thomas, Ky.
31	Tate Hamby	S	West Monroe, La.
82	Brycen Coleman	WR	Ocean City, Md.
39	Jackson Heis	WR	Boston, Mass.
24	Nick Rinaldi	LB	Dover, Mass.
60	Duncan MacDonald	OL	Newbury, Mass.
15	Jeremiah Dillon	WR	Tylertown, Miss.
43	Dominic Rezac	S	Omaha, Neb.
18	Hayden Moses	QB	Hollis, N.H.
90	Ted Gregoire	DL	Jersey City, N.J.
0	Aeneas DiCosmo	DL	Montclair, N.J.
2	Diego Pavia	QB	Albuquerque, N.M.
62	CJ Williams	OL	Amityville, N.Y.
96	Khordae Sydnor	DL	Harlem, N.Y.
81	Hutch Baird	WR	Concord, Ohio

No.	Name	Pos.	Hometown
70	Cade McConnell	OL	Choctaw, Okla.
19	Blaze Berlowitz	QB	Cushing, Okla.
33	Jamoni Jones	RB	Tulsa, Okla.
98	De'Marion Thomas	DL	Tulsa, Okla.
86	Witt Edwards	TE	Wagoner, Okla.
50	Chase Mitchell	OL	Washington, Pa.
41	Jamezell Lassiter	WR	Providence, R.I.
10	Whit Muschamp	QB	Columbia, S.C.
29	Miles Capers	EDGE	Sumter, S.C.
31	Landon Wells	WR	Brentwood, Tenn.
20	Prince Kollié	LB	Jonesborough, Tenn.
88	Boski Barrett	WR	Knoxville, Tenn.
88	Brock Taylor	K	Knoxville, Tenn.
53	Glenn Seabrooks	DL	Madison, Tenn.
1	CJ Taylor	S	McMinnville, Tenn.
34	Maurice Hampton	STAR	Memphis, Tenn.
91	Christian James	DL	Memphis, Tenn.
45	Ty Bartholomew	LB	Nashville, Tenn.
74	Cameron Bosen	OL	Nashville, Tenn.
37	Ty Burd	WR	Nashville, Tenn.
35	Payne Daniel	S	Nashville, Tenn.
44	Gabe Fisher	FB/TE	Nashville, Tenn.
57	Max Fisher	OL	Nashville, Tenn.
51	Daniel Gaw	LS	Nashville, Tenn.
4	Bryan Longwell	LB	Nashville, Tenn.
68	Steven Losoya	OL	Nashville, Tenn.
76	Grayson Morgan	OL	Nashville, Tenn.
10	Langston Patterson	LB	Nashville, Tenn.
0	Junior Sherrill	WR	Nashville, Tenn.
28	Thomas Jones	CB	Smyrna, Tenn.
83	Derek Kee	WR	Trenton, Tenn.
28	Sedrick Alexander	RB	Austin, Texas
97	Hayden Bray	EDGE	Austin, Texas
7	Drew Dickey	QB	Austin, Texas
30	Trudell Berry	CB	Baytown, Texas
21	Dontae Carter	S	San Antonio, Texas
38	Will Faris	K	Dallas, Texas
12	Brennan Storer	QB	Dallas, Texas
9	Eli Stowers	TE	Denton, Texas
2	Randon Fontenette	STAR	Freeport, Texas
78	Keegan Wechsler	OL	Frisco, Texas
23	AJ Newberry	RB	Grand Prairie, Texas
48	Larry Benton	TE	Houston, Texas
80	Tristen Brown	WR	Houston, Texas
54	Steven Hubbard	OL	Houston, Texas
34	Johann Cardenas	RB	Katy, Texas
11	Loic Fouonji	WR	Midland, Texas
12	Jeffrey Ugochukwu	STAR	Richmond, Texas
18	Jalen Gilbert	S	Round Rock, Texas
73	Charlie Clark	OL	Madison, Wis.
92	Evan Herrmann	DL	Sussex, Wis.
29	Jesse Mirco	P	Fremantle, W. Australia
14	Jérémy St-Hilaire	QB	Montréal, Canada
11	Darren Agu	EDGE	London, England
5	Yilanan Ouattara	DL	Cologne, Germany
95	Linus Zunk	DL	Berlin, Germany

ROSTER • ACADEMIC & ELIGIBILITY

No.	Name	Pos.	Yr.	Elig.	Major
45	Emmanuel Adebi	TE	Gr.	2	Engineering Management (Master's)
11	Darren Agu	EDGE	Jr.	2	Medicine, Health and Society
28	Sedrick Alexander	RB	So.	3	Medicine, Health and Society
48	Julian Ashby	LS	Gr.	1	Mechanical Engineering (Master's)
81	Hutch Baird	WR	Sr.	2	Human and Organizational Development
42	Jake Balis	RB	Fr.	4	Engineering Science
88	Boski Barrett	WR	Fr.	4	College of Arts and Science (Undeclared)
45	Ty Bartholomew	LB	So.	4	College of Arts and Science (Undeclared)
48	Larry Benton III	TE	Fr.	4	College of Arts and Science (Undeclared)
19	Blaze Berlowitz	QB	So.	4	College of Arts and Science (Undeclared)
30	Trudell Berry	CB	Jr.	3	Medicine, Health and Society
42	Callahan Blair	EDGE	Fr.	4	Human and Organizational Development
74	Cameron Bosen	OL	Fr.	4	Mechanical Engineering
49	Simeon Boulware	DL	Fr.	4	College of Arts and Science (Undeclared)
97	Hayden Bray	EDGE	Gr.	2	Leadership and Organizational Performance
80	Tristen Brown	WR	Fr.	4	College of Arts and Science (Undeclared)
37	Ty Burd	WR	So.	4	College of Arts and Science (Undeclared)
29	Miles Capers	EDGE	Sr.	2	Medicine, Health and Society
34	Johann Cardenas	RB	Fr.	4	College of Arts and Science (Undeclared)
21	Dontae Carter	S	Fr.	4	College of Arts and Science (Undeclared)
32	Mason Carter	EDGE	Fr.	4	College of Arts and Science (Undeclared)
58	Carson Casteel	LB	Sr.	2	Human and Organizational Development
64	Delfin Xavier Castillo	OL	Sr.	1	Medicine, Health and Society
73	Charlie Clark	OL	Sr.	2	Classical and Mediterranean Studies • Political Science
82	Brycen Coleman	WR	Fr.	4	College of Arts and Science (Undeclared)
43	Will Conley	K	Gr.	1	Leadership and Organizational Development
22	Bryce Cowan	LB	Jr.	3	Medicine, Health and Society
40	Jamison Curtis	LB	Fr.	4	College of Arts and Science (Undeclared)
35	Payne Daniel	S	So.	4	Human and Organizational Development
46	Mustafa Dannett	CB	Jr.	3	Human and Organizational Development
17	Mark Davis	CB	Gr.	1	Post-Graduate Student
7	Drew Dickey	QB	Jr.	3	Human and Organizational Development
0	Aeneas DiCosmo	DL	Gr.	1	Learning, Diversity and Urban Studies
15	Jeremiah Dillon	WR	Jr.	3	Human and Organizational Development
86	Witt Edwards	WR	Fr.	4	College of Arts and Science (Undeclared)
38	Will Faris	K	Sr.	2	Human and Organizational Development • Climate Studies
44	Gabe Fisher	FB/TE	So.	4	Human and Organizational Development
57	Max Fisher	OL	So.	3	Human and Organizational Development
47	Isaiah Fontan	RB	Jr.	3	Human and Organizational Development
2	Randon Fontenette	STAR	So.	3	College of Arts and Science (Undeclared)
11	Loic Fouonji	WR	Gr.	1	Human Development Studies
51	Daniel Gaw	LS	Sr.	2	Human and Organizational Development • Economics
18	Jalen Gilbert	S	So.	4	College of Arts and Science (Undeclared)
13	Chase Gillespie	RB	Jr.	3	Medicine, Health and Society
90	Ted Gregoire	DL	So.	4	Human and Organizational Development
31	Tate Hamby	S	Fr.	4	College of Arts and Science (Undeclared)
34	Maurice Hampton	STAR	Gr.	1	Legal Studies (Master's)
39	Jackson Heis	WR	So.	4	Human and Organizational Development
92	Evan Herrmann	DL	So.	4	College of Arts and Science (Undeclared)
25	Martel Hight	CB	So.	3	College of Arts and Science (Undeclared)
5	Richie Hoskins	WR	Sr.	2	Political Science
54	Steven Hubbard	OL	Gr.	1	Post-Graduate Student
91	Christian James	DL	Gr.	1	Post-Graduate Student
84	Kamrean Johnson	TE	So.	3	College of Arts and Science (Undeclared)
33	Moni Jones	RB	Gr.	1	Post-Graduate Student
28	Thomas Jones	CB	Fr.	4	College of Arts and Science (Undeclared)
63	Jacob Katona	DL	Sr.	2	Mechanical Engineering
83	Derek Kee	WR	So.	4	Child Development
20	Prince Kollie	LB	Sr.	2	Sociology
27	Jaylin Lackey	CB	Fr.	4	College of Arts and Science (Undeclared)
41	Jamezell Lassiter	WR	Fr.	4	Human and Organizational Development

No.	Name	Pos.	Yr.	Elig.	Major
99	Devin Lee	DL	Sr.	1	Medicine, Health and Society
39	Brail Lipford	STAR	Gr.	1	Human Development Counseling
4	Bryan Longwell	LB	So.	3	College of Arts and Science (Undeclared)
68	Steven Losoya	OL	Gr.	1	Post-Graduate Student
60	Duncan MacDonald	OL	Jr.	3	Human and Organizational Development
94	Bradley Mann	DL	Jr.	3	Human and Organizational Development
70	Cade McConnell	OL	Jr.	3	Human and Organizational Development
87	Joseph McVay	WR	Fr.	4	College of Arts and Science (Undeclared)
66	Anthony Miles	OL	So.	4	College of Arts and Science (Undeclared)
29	Jesse Mirco	P	Gr.	1	Master of Marketing
50	Chase Mitchell	OL	Gr.	2	Legal Studies (Master's)
76	Grayson Morgan	OL	Jr.	3	Engineering Science
18	Hayden Moses	QB	Sr.	2	Human and Organizational Development
10	Whit Muschamp	QB	Fr.	4	College of Arts and Science (Undeclared)
23	AJ Newberry	RB	So.	4	College of Arts and Science (Undeclared)
5	Yilanan Ouattara	DL	Jr.	2	Medicine, Health and Society
10	Langston Patterson	LB	Jr.	2	Human and Organizational Development
2	Diego Pavia	QB	Gr.	1	Post-Graduate Student
71	Gage Pitchford	OL	Gr.	2	Master's in Civil Engineering
72	Josh Raymond	OL	Fr.	4	College of Arts and Science (Undeclared)
43	Dominic Rezac	RB	Jr.	2	Human and Organizational Development
24	Nick Rinaldi	LB	Jr.	3	Economics
40	Mason Rohmiller	K	Jr.	3	Cognitive Studies
8	Tyson Russell	CB	Gr.	1	Learning Diversity and Urban Studies
37	Jailen Ruth	EDGE	So.	4	College of Arts and Science (Undeclared)
75	Misael Sandoval	OL	So.	4	Human and Organizational Development
53	Glenn Seabrooks III	DL	Fr.	4	College of Arts and Science (Undeclared)
7	Marlen Sewell	S	Sr.	2	Medicine, Health and Society
0	Junior Sherrill	WR	So.	3	College of Arts and Science (Undeclared)
77	David Siegel	OL	Jr.	3	Human and Organizational Development
3	Quincy Skinner Jr.	WR	Sr.	1	Communication Studies
16	Cole Spence	TE	Jr.	3	Human and Organizational Development
14	Jérémy St-Hilaire	QB	Fr.	4	College of Arts and Science (Undeclared)
69	Cooper Starks	OL	So.	4	Human and Organizational Development
12	Brennan Storer	QB	So.	4	Human and Organizational Development
9	Eli Stowers	TE	Gr.	2	Master of Finance
96	Khordae Sydnor	DL	Sr.	2	Medicine, Health and Society
88	Brock Taylor	K	So.	4	Human and Organizational Development
1	CJ Taylor	S	Sr.	1	Medicine, Health and Society
6	Kolbey Taylor	CB	Sr.	2	American Studies
98	De'Marion Thomas	DL	So.	3	College of Arts and Science (Undeclared)
12	Jeffrey Ugochukwu	STAR	Jr.	2	Human and Organizational Development
79	Conor Weasler	P	So.	4	College of Arts and Science (Undeclared)
78	Keegan Wechsler	OL	So.	4	College of Arts and Science (Undeclared)
85	Landon Wells	WR	Jr.	3	Human and Organizational Development
52	Kevo Wesley	OL	Gr.	2	Legal Studies (Master's)
1	Dariyan Wiley	WR	Gr.	1	Post-Graduate Student
62	CJ Williams	OL	Fr.	4	College of Arts and Science (Undeclared)
15	Zaylin Wood	DL	Gr.	1	Human Development Studies
36	Alan Wright	CB	Sr.	2	Communication of Science and Technology
19	De'Rickey Wright	S	Gr.	1	Sociology
95	Linus Zunk	DL	Jr.	3	Human and Organizational Development

Year - Academic status for 2024-25  
 Elig. - Seasons of eligibility remaining entering 2024 season



## NEWSSTAND

### A JOURNEY OF TRUST

**VUCommodores.com**

Tight end Eli Stowers' path to Nashville included several stops, a position change and a lot of trust along the way

### VANDERBILT FOOTBALL'S OFFENSIVE LINE: UNITED AS ONE

**Grace Hall and Henry Oelhafen • The Hustler**

Vanderbilt Football's offensive line has become one of the strongest position groups on the team

### UNITED UP FRONT

**VUCommodores.com**

Senior offensive lineman Xavier Castillo has helped Vandy's offense become one of the best in the SEC

### THE PROCESS FOR PROGRESS

**VUCommodores.com**

Junior linebacker Nick Rinaldi leaned into his process on his journey to progress from learning to play football to making his first collegiate start

### HOW CLARK LEA'S OFFSEASON OF TURMOIL LED TO VANDERBILT FOOTBALL'S TURNAROUND

**Gentry Estes • The Tennessean**

A dramatic, short-term turnaround for Vanderbilt culminated the biggest victory in program history and one of the biggest upsets in SEC history

### ROBERT STINER: FROM THE GROUND UP

**Aiden Rutman • The Hustler**

The first-year director of football sports performance has brought an experienced background and a passionate demeanor to Vanderbilt's weight room

### A STAR IS BORN

**Ben Schomberg • VUCommodores.com**

Randon Fontenette is finding early success in his first season with the Commodores

### CELEBRATING TURNOVERS TO A NEW TUNE

**VUCommodores.com**

Vanderbilt football introduced its turnover guitar and cowboy hat in its season-opening win over Virginia Tech

### DIEGO PAVIA: OVERLOOKED NO LONGER

**David Hernandez • The Hustler**

Pavia, a graduate transfer, has become an overnight sensation at Vanderbilt, but he refuses to let go of the underdog mentality that got him to Nashville

### DE'RICKEY WRIGHT: PLAYING FOR SOMETHING MORE

**Grace Hall • The Hustler**

Wright, now a fifth-year player, shares his journey and the love that's kept him coming back to West End.

### CJ TAYLOR: A PIONEER

**Henry Oelhafen • The Hustler**

In his senior year on West End, CJ Taylor is ready to lead Vanderbilt's defense

### IS VANDERBILT'S DIEGO PAVIA THE 'MIND-BLOWING' HERO THE COMMODORES NEED?

**Joe Rexrode • The Athletic**

This is how Vanderbilt Football becomes interesting.

### RUN WITH PURPOSE

**Graham Hays • VUCommodores.com**

LS Daniel Gaw and track and field/cross country student-athlete Ella Lambert organized the Nashville Aruna Run to benefit the Aruna Project for victims of human trafficking

### JERRY KILL IS HEALTHIER AND HERE TO HELP REVIVE VANDERBILT FOOTBALL

**Gentry Estes • The Tennessean**

The "Fix-it Guy", Jerry Kill chose Vanderbilt football

### HOW VANDERBILT FOOTBALL TRANSFER DIEGO PAVIA'S UNRELENTING COMPETITIVENESS LANDED IN NASHVILLE

**Aria Gerson • The Tennessean**

After attending two different high schools, a junior college and New Mexico State, Pavia's final stop is at Vanderbilt, where he is spending his final year of eligibility. With his experience at a rising program like the Aggies and that competitive spirit, he has the potential to bring something to the quarterback position that the Commodores haven't had in a long time

### HOW COLE SPENCE DEVELOPED THROUGH FAITH THAT WOULD GUIDE HIM THROUGH ACL TEAR

**Joey Dwyer • VandySports**

Tight end Cole Spence developed his faith as he rehabbed an ACL tear in summer of 2023

### ELI STOWERS' WINDING JOURNEY, FAITH, POSITION CHANGE LED TO VANDERBILT


**Joey Dwyer • VandySports**

Vanderbilt tight end Eli Stowers probably never thought he'd be introduced with that title as he stepped on to Texas A&M's campus as a four-star quarterback prospect in 2021

COMMODORE CAPSULES

	<div><div><b>O AENEAS DiCOSMO</b></div><div>DL • 6-3 • 247 • Gr. • <i>uh-NEE-iss</i></div></div> <table><tr><th></th><th>GP</th><th>GS</th><th>Tackles</th><th>TFL</th><th>Sack</th><th>FF</th><th>PD</th><th>INT</th><th>TD</th></tr><tr><td>2024</td><td>12</td><td>0</td><td>22</td><td>3</td><td>1.5</td><td>0</td><td>2</td><td>0</td><td>0</td></tr><tr><td>Career</td><td>51</td><td>16</td><td>83</td><td>12</td><td>5.5</td><td>1</td><td>3</td><td>0</td><td>0</td></tr></table>		GP	GS	Tackles	TFL	Sack	FF	PD	INT	TD	2024	12	0	22	3	1.5	0	2	0	0	Career	51	16	83	12	5.5	1	3	0	0	<ul style="list-style-type: none"><li>Forced first career fumble in game vs. No. 1 Georgia</li><li>Registered season-high six tackles against Missouri</li><li>Tallied 26 tackles during senior season at Stanford</li><li>Made conference Academic Honor Roll three times (2x Pac-12, SEC)</li><li>Four younger siblings: Phoenix-Orion, Amadeus, Cassiopeia and Persophone</li><li>Father, Anthony, played for the Buccaneers and at Boston College</li></ul>	<div><div>TOP GAMES</div><div>Tackles Sacks</div></div>	<div><div>2024</div><div>7 vs. Alcorn State 0.5 vs. Georgia State</div></div>	<div><div>Career</div><div>7 vs. Alcorn State 2024 1 twice</div></div>
	GP	GS	Tackles	TFL	Sack	FF	PD	INT	TD																										
2024	12	0	22	3	1.5	0	2	0	0																										
Career	51	16	83	12	5.5	1	3	0	0																										
	<div><div><b>O JUNIOR SHERRILL</b></div><div>WR • 5-11 • 188 • So. • <i>SHER-uhl</i></div></div> <table><tr><th></th><th>GP</th><th>GS</th><th>Rec</th><th>Yds</th><th>TD</th><th>Long</th><th>Rec/G</th><th>YPC</th><th>Yds/G</th></tr><tr><td>2024</td><td>12</td><td>11</td><td>28</td><td>401</td><td>3</td><td>43</td><td>2.3</td><td>14.5</td><td>33.4</td></tr><tr><td>Career</td><td>24</td><td>12</td><td>48</td><td>694</td><td>6</td><td>52</td><td>2.0</td><td>14.5</td><td>28.9</td></tr></table>		GP	GS	Rec	Yds	TD	Long	Rec/G	YPC	Yds/G	2024	12	11	28	401	3	43	2.3	14.5	33.4	Career	24	12	48	694	6	52	2.0	14.5	28.9	<ul style="list-style-type: none"><li>Played in all 12 games as a true freshman in 2023</li><li>Made 20 catches, three touchdowns, for 293 yards</li><li>Had a 30-yard touchdown catch against Auburn</li><li>Unanimous three-star prospect out of high school</li><li>Named Tennessee Mr. Football (Division II-AA) and MaxPreps Tennessee POTY (all division)</li></ul>	<div><div>TOP GAMES</div><div>Receiving Yards Receiving TDs Longest Reception Rushing Yards Longest Rush</div></div>	<div><div>2024</div><div>62 vs. Texas 1 three times 43 vs. Ball State 8 vs. Alabama 8 vs. Alabama</div></div>	<div><div>Career</div><div>64 vs. Florida 2023 1 six times 52 vs. Florida 2023 20 vs. Alabama A&amp;M 2023 20 vs. Alabama A&amp;M 2023</div></div>
	GP	GS	Rec	Yds	TD	Long	Rec/G	YPC	Yds/G																										
2024	12	11	28	401	3	43	2.3	14.5	33.4																										
Career	24	12	48	694	6	52	2.0	14.5	28.9																										
	<div><div><b>1 CJ TAYLOR</b></div><div>S • 6-1 • 205 • Sr.</div></div> <table><tr><th></th><th>GP</th><th>GS</th><th>Tackles</th><th>TFL</th><th>Sack</th><th>FF</th><th>PD</th><th>INT</th><th>TD</th></tr><tr><td>2024</td><td>12</td><td>11</td><td>58</td><td>2.5</td><td>0</td><td>2</td><td>4</td><td>1</td><td>0</td></tr><tr><td>Career</td><td>41</td><td>28</td><td>175</td><td>17</td><td>4</td><td>4</td><td>15</td><td>4</td><td>0</td></tr></table>		GP	GS	Tackles	TFL	Sack	FF	PD	INT	TD	2024	12	11	58	2.5	0	2	4	1	0	Career	41	28	175	17	4	4	15	4	0	<ul style="list-style-type: none"><li>Fourth-team All-SEC (Phil Steele) in 2023</li><li>PFF grade of 80.2 was fourth among SEC linebackers last year</li><li>Returned an interception to the one against No. 1 Georgia</li><li>Tennessee Mr. Football (Class 6-A) in 2020</li><li>Played quarterback in high school, leading team to best finish in 40 years (third place in Region 3-6A)</li><li>Cousin, Alontae Taylor, played at Tennessee and in the NFL</li></ul>	<div><div>TOP GAMES</div><div>Tackles Sacks Interceptions</div></div>	<div><div>2024</div><div>9 vs. Tennessee 1 vs. Alcorn State</div></div>	<div><div>Career</div><div>10 twice 2 vs. Wake Forest 2023 1 four times</div></div>
	GP	GS	Tackles	TFL	Sack	FF	PD	INT	TD																										
2024	12	11	58	2.5	0	2	4	1	0																										
Career	41	28	175	17	4	4	15	4	0																										
	<div><div><b>1 DARIYAN WILEY</b></div><div>WR • 6-1 • 200 • Gr.</div></div> <table><tr><th></th><th>GP</th><th>GS</th><th>Rec</th><th>Yds</th><th>TD</th><th>Long</th><th>Rec/G</th><th>YPC</th><th>Yds/G</th></tr><tr><td>2024</td><td>6</td><td>0</td><td>1</td><td>8</td><td>0</td><td>8</td><td>0.2</td><td>8</td><td>1.3</td></tr><tr><td>Career</td><td>42</td><td>15</td><td>44</td><td>586</td><td>3</td><td>68</td><td>1.0</td><td>13.3</td><td>14.0</td></tr></table>		GP	GS	Rec	Yds	TD	Long	Rec/G	YPC	Yds/G	2024	6	0	1	8	0	8	0.2	8	1.3	Career	42	15	44	586	3	68	1.0	13.3	14.0	<ul style="list-style-type: none"><li>Played three seasons at Louisiana-Monroe and one at UMass</li><li>Saw the field in all 12 games last season for ULM</li><li>Season-best 137 yards with a TD catch at Southern Miss</li></ul>	<div><div>TOP GAMES</div><div>Receiving Yards Receiving TDs Longest Reception</div></div>	<div><div>2024</div><div>8 vs. Alcorn State 8 vs. Alcorn State</div></div>	<div><div>Career</div><div>137 vs. Southern Miss 2023 1 three times 68 vs. Southern Miss 2023</div></div>
	GP	GS	Rec	Yds	TD	Long	Rec/G	YPC	Yds/G																										
2024	6	0	1	8	0	8	0.2	8	1.3																										
Career	42	15	44	586	3	68	1.0	13.3	14.0																										
	<div><div><b>2 RANDON FONTENETTE</b></div><div>STAR • 6-2 • 220 • So. • <i>RAN-don FAWN-ten-ette</i></div></div> <table><tr><th></th><th>GP</th><th>GS</th><th>Tackles</th><th>TFL</th><th>Sack</th><th>FF</th><th>PD</th><th>INT</th><th>TD</th></tr><tr><td>2024</td><td>12</td><td>11</td><td>73</td><td>8</td><td>3.5</td><td>0</td><td>9</td><td>1</td><td>1</td></tr><tr><td>Career</td><td>24</td><td>11</td><td>89</td><td>8</td><td>3.5</td><td>0</td><td>9</td><td>1</td><td>1</td></tr></table>		GP	GS	Tackles	TFL	Sack	FF	PD	INT	TD	2024	12	11	73	8	3.5	0	9	1	1	Career	24	11	89	8	3.5	0	9	1	1	<ul style="list-style-type: none"><li>Enrolled at Vandy in January 2024 after spending freshman season at TCU</li><li>Played in 12 games for TCU, making 16 tackles</li><li>Had a season-best eight tackles in season finale at Oklahoma</li><li>Played offense and defense during prep career</li></ul>	<div><div>TOP GAMES</div><div>Tackles Sacks Interceptions</div></div>	<div><div>2024</div><div>10 vs. LSU 1.5 vs. Texas 1 vs. Alabama</div></div>	<div><div>Career</div><div>10 vs. LSU 2024 1.5 vs. Texas 2024 1 vs. Alabama 2024</div></div>
	GP	GS	Tackles	TFL	Sack	FF	PD	INT	TD																										
2024	12	11	73	8	3.5	0	9	1	1																										
Career	24	11	89	8	3.5	0	9	1	1																										
	<div><div><b>2 DIEGO PAVIA</b></div><div>QB • 6-0 • 207 • Gr. • <i>PAH-vee-uh</i></div></div> <table><tr><th></th><th>GP</th><th>GS</th><th>C-A-I</th><th>Yds</th><th>TD</th><th>Rush</th><th>Yds</th><th>TD</th></tr><tr><td>2024</td><td>12</td><td>12</td><td>164-277-4</td><td>2133</td><td>17</td><td>176</td><td>716</td><td>6</td></tr><tr><td>Career</td><td>39</td><td>35</td><td>486-833-19</td><td>6556</td><td>56</td><td>445</td><td>2147</td><td>19</td></tr></table>		GP	GS	C-A-I	Yds	TD	Rush	Yds	TD	2024	12	12	164-277-4	2133	17	176	716	6	Career	39	35	486-833-19	6556	56	445	2147	19	<ul style="list-style-type: none"><li>Named SEC Offensive Player of the Week on Sept. 8 and Oct. 7</li><li>Competed two seasons each at New Mexico State and New Mexico Military Institute</li><li>Played for Jerry Kill and Tim Beck with the Aggies</li><li>2023 C-USA Offensive POTY</li><li>Ranked fifth in FBS in forced missed tackles (PFF)</li><li>Helped New Mexico Military Institute to NJCAA national title in 2021</li><li>Did not have an FBS offer out of high school</li></ul>	<div><div>TOP GAMES</div><div>Rushing Yards Longest Rush Rushing TDs Passing Yards Longest Pass Passing TDs</div></div>	<div><div>2024</div><div>104 vs. Virginia Tech 36 twice 1 six times 275 vs. Ball State 65 vs. Missouri 2 seven times</div></div>	<div><div>Career</div><div>129 vs. Sam Houston 2023 48 vs. Massachusetts 2022 3 vs. Liberty 2022 323 vs. Valparaiso 2022 80 vs. Western Ill. 2023 4 vs. Valparaiso 2022</div></div>			
	GP	GS	C-A-I	Yds	TD	Rush	Yds	TD																											
2024	12	12	164-277-4	2133	17	176	716	6																											
Career	39	35	486-833-19	6556	56	445	2147	19																											
	<div><div><b>3 QUINCY SKINNER JR.</b></div><div>WR • 6-2 • 205 • Sr.</div></div> <table><tr><th></th><th>GP</th><th>GS</th><th>Rec</th><th>Yds</th><th>TD</th><th>Long</th><th>Rec/G</th><th>YPC</th><th>Yds/G</th></tr><tr><td>2024</td><td>12</td><td>11</td><td>28</td><td>360</td><td>2</td><td>63</td><td>2.3</td><td>12.9</td><td>30.0</td></tr><tr><td>Career</td><td>40</td><td>16</td><td>65</td><td>802</td><td>7</td><td>66</td><td>1.6</td><td>12.3</td><td>20.1</td></tr></table>		GP	GS	Rec	Yds	TD	Long	Rec/G	YPC	Yds/G	2024	12	11	28	360	2	63	2.3	12.9	30.0	Career	40	16	65	802	7	66	1.6	12.3	20.1	<ul style="list-style-type: none"><li>Had a reception in nine of 10 games played last season</li><li>Had his fifth career TD catch in the finale at Tennessee</li><li>Two-time SEC Academic Honor Roll selection</li><li>Helped St. Thomas Aquinas to the 7A Florida state title as a senior</li><li>Played with Gunnar Hansen and Tyson Russell in high school</li><li>Father, also Quincy, played at FAU, recording 150 career tackles</li></ul>	<div><div>TOP GAMES</div><div>Receiving Yards Receiving TDs Longest Reception</div></div>	<div><div>2024</div><div>72 twice 1 twice 63 vs. LSU</div></div>	<div><div>Career</div><div>79 vs. South Carolina 2022 2 vs. South Carolina 2022 66 vs. South Carolina 2022</div></div>
	GP	GS	Rec	Yds	TD	Long	Rec/G	YPC	Yds/G																										
2024	12	11	28	360	2	63	2.3	12.9	30.0																										
Career	40	16	65	802	7	66	1.6	12.3	20.1																										
	<div><div><b>4 BRYAN LONGWELL</b></div><div>LB • 6-1 • 227 • So.</div></div> <table><tr><th></th><th>GP</th><th>GS</th><th>Tackles</th><th>TFL</th><th>Sack</th><th>FF</th><th>PD</th><th>INT</th><th>TD</th></tr><tr><td>2024</td><td>12</td><td>12</td><td>80</td><td>7.5</td><td>1.5</td><td>0</td><td>5</td><td>1</td><td>0</td></tr><tr><td>Career</td><td>24</td><td>14</td><td>116</td><td>8</td><td>1.5</td><td>0</td><td>5</td><td>1</td><td>0</td></tr></table>		GP	GS	Tackles	TFL	Sack	FF	PD	INT	TD	2024	12	12	80	7.5	1.5	0	5	1	0	Career	24	14	116	8	1.5	0	5	1	0	<ul style="list-style-type: none"><li>Made 36 tackles while appearing in every game as a freshman</li><li>Had at least one tackle in each of the last 11 games of the season</li><li>Honorable mention All-SEC specialist (College Football Network)</li><li>Blocked a punt that resulted in a safety against Alabama A&amp;M</li><li>Prepped at Nashville's Lipscomb Academy alongside teammate Junior Sherrill, winning state championships as a junior and senior</li></ul>	<div><div>TOP GAMES</div><div>Tackles Sacks Interceptions</div></div>	<div><div>2024</div><div>12 vs. Missouri 1 vs. Missouri 1 vs. Georgia State</div></div>	<div><div>Career</div><div>12 vs. Missouri 2024 1 vs. Missouri 2024 1 vs. Georgia State 2024</div></div>
	GP	GS	Tackles	TFL	Sack	FF	PD	INT	TD																										
2024	12	12	80	7.5	1.5	0	5	1	0																										
Career	24	14	116	8	1.5	0	5	1	0																										
	<div><div><b>5 RICHIE HOSKINS</b></div><div>WR • 6-1 • 196 • Sr.</div></div> <table><tr><th></th><th>GP</th><th>GS</th><th>Rec</th><th>Yds</th><th>TD</th><th>Long</th><th>Rec/G</th><th>YPC</th><th>Yds/G</th></tr><tr><td>2024</td><td>12</td><td>2</td><td>11</td><td>131</td><td>2</td><td>31</td><td>0.9</td><td>11.9</td><td>10.9</td></tr><tr><td>Career</td><td>30</td><td>4</td><td>17</td><td>214</td><td>4</td><td>31</td><td>0.6</td><td>12.6</td><td>7.1</td></tr></table>		GP	GS	Rec	Yds	TD	Long	Rec/G	YPC	Yds/G	2024	12	2	11	131	2	31	0.9	11.9	10.9	Career	30	4	17	214	4	31	0.6	12.6	7.1	<ul style="list-style-type: none"><li>Played in all 12 games last season, making six catches</li><li>Two-time SEC Academic Honor Roll selection</li><li>Played freshman season at Middlebury College in Vermont</li><li>Was a high school All-American lacrosse player</li></ul>	<div><div>TOP GAMES</div><div>Receiving Yards Receiving TDs Longest Reception</div></div>	<div><div>2024</div><div>44 vs. Kentucky 1 twice 31 vs. Tennessee</div></div>	<div><div>Career</div><div>48 vs. Florida 2023 1 four times 31 vs. Tennessee 2024</div></div>
	GP	GS	Rec	Yds	TD	Long	Rec/G	YPC	Yds/G																										
2024	12	2	11	131	2	31	0.9	11.9	10.9																										
Career	30	4	17	214	4	31	0.6	12.6	7.1																										
	<div><div><b>5 YILANAN "ISSA" OUATTARA</b></div><div>DL • 6-7 • 311 • Jr. • <i>E-lan-in "E-sah" wa-TAH-ha</i></div></div> <table><tr><th></th><th>GP</th><th>GS</th><th>Tackles</th><th>TFL</th><th>Sack</th><th>FF</th><th>PD</th><th>INT</th><th>TD</th></tr><tr><td>2024</td><td>12</td><td>9</td><td>28</td><td>3.5</td><td>1</td><td>0</td><td>2</td><td>0</td><td>0</td></tr><tr><td>Career</td><td>31</td><td>15</td><td>43</td><td>5</td><td>1.5</td><td>0</td><td>4</td><td>0</td><td>0</td></tr></table>		GP	GS	Tackles	TFL	Sack	FF	PD	INT	TD	2024	12	9	28	3.5	1	0	2	0	0	Career	31	15	43	5	1.5	0	4	0	0	<ul style="list-style-type: none"><li>Started six of nine games played last season</li><li>Two-time SEC Academic Honor Roll selection</li><li>Native of Germany played for the club American football Cologne Crocodiles</li><li>Began playing American football in 2019</li><li>Multi-sport athlete has also competed in swimming, crew and tennis</li></ul>	<div><div>TOP GAMES</div><div>Tackles Sacks</div></div>	<div><div>2024</div><div>5 vs. LSU 1 vs. LSU</div></div>	<div><div>Career</div><div>5 vs. LSU 2024 1 vs. LSU 2024</div></div>
	GP	GS	Tackles	TFL	Sack	FF	PD	INT	TD																										
2024	12	9	28	3.5	1	0	2	0	0																										
Career	31	15	43	5	1.5	0	4	0	0																										
	<div><div><b>6 KOLBEY TAYLOR</b></div><div>CB • 6-3 • 190 • Sr.</div></div> <table><tr><th></th><th>GP</th><th>GS</th><th>Tackles</th><th>TFL</th><th>Sack</th><th>FF</th><th>PD</th><th>INT</th><th>TD</th></tr><tr><td>2024</td><td>10</td><td>5</td><td>21</td><td>1</td><td>0</td><td>0</td><td>0</td><td>0</td><td>0</td></tr><tr><td>Career</td><td>29</td><td>14</td><td>53</td><td>1</td><td>0</td><td>0</td><td>7</td><td>0</td><td>0</td></tr></table>		GP	GS	Tackles	TFL	Sack	FF	PD	INT	TD	2024	10	5	21	1	0	0	0	0	0	Career	29	14	53	1	0	0	7	0	0	<ul style="list-style-type: none"><li>Named to The Athletics's Freaks List for the second time in 2024 with a 38'6" vertical and 10'8" broad jump</li><li>Enrolled at Vandy in January 2024 after spending first three seasons at Wyoming</li><li>Played in nine games last fall for the Cowboys, making 29 tackles with seven break-ups</li><li>Played in nine games in 2022, including first career start at the Arizona Bowl</li></ul>	<div><div>TOP GAMES</div><div>Tackles Passes Defended</div></div>	<div><div>2024</div><div>7 vs. Georgia State</div></div>	<div><div>Career</div><div>7 vs. Georgia State 2024 2 twice</div></div>
	GP	GS	Tackles	TFL	Sack	FF	PD	INT	TD																										
2024	10	5	21	1	0	0	0	0	0																										
Career	29	14	53	1	0	0	7	0	0																										

COMMODORE CAPSULES

	<div><b>7 DREW DICKEY</b> QB • 6-1 • 210 • Jr.</div> <table><tr><th></th><th>GP</th><th>GS</th><th>C-A-I</th><th>Yds</th><th>TD</th><th>Rush</th><th>Yds</th><th>TD</th></tr><tr><td>2023</td><td>1</td><td>0</td><td>0-0-0</td><td>0</td><td>0</td><td>0</td><td>0</td><td>0</td></tr><tr><td>Career</td><td>1</td><td>0</td><td>0-0-0</td><td>0</td><td>0</td><td>0</td><td>0</td><td>0</td></tr></table>		GP	GS	C-A-I	Yds	TD	Rush	Yds	TD	2023	1	0	0-0-0	0	0	0	0	0	Career	1	0	0-0-0	0	0	0	0	0	<ul style="list-style-type: none"><li>• Made collegiate debut as a sophomore in win over Alabama A&amp;M, seeing the field for two plays</li><li>• Two-time SEC Academic Honor Roll selection</li><li>• Led high school to undefeated season and state title in 2020</li><li>• Completed over 70 percent of his passes as a senior in high school, throwing for 2,308 yards and 35 touchdowns while also running for 627 yards and 17 scores</li></ul>					
	GP	GS	C-A-I	Yds	TD	Rush	Yds	TD																										
2023	1	0	0-0-0	0	0	0	0	0																										
Career	1	0	0-0-0	0	0	0	0	0																										
	<div><b>7 MARLEN SEWELL</b> S • 6-1 • 198 • Sr.</div> <table><tr><th></th><th>GP</th><th>GS</th><th>Tackles</th><th>TFL</th><th>Sack</th><th>FF</th><th>PD</th><th>INT</th><th>TD</th></tr><tr><td>2024</td><td>12</td><td>1</td><td>17</td><td>0</td><td>0</td><td>0</td><td>1</td><td>0</td><td>0</td></tr><tr><td>Career</td><td>31</td><td>2</td><td>47</td><td>1</td><td>0</td><td>1</td><td>1</td><td>0</td><td>0</td></tr></table>		GP	GS	Tackles	TFL	Sack	FF	PD	INT	TD	2024	12	1	17	0	0	0	1	0	0	Career	31	2	47	1	0	1	1	0	0	<ul style="list-style-type: none"><li>• Played in all 12 games last season, making first career start against Kentucky</li><li>• Recorded a team-best nine tackles against the Wildcats</li><li>• Two-time SEC Academic Honor Roll selection</li><li>• Helped high school to a playoff appearance as a senior, just the school's fourth in the last 20 years</li></ul>	<div>TOP GAMES</div> <div>Tackles Forced Fumbles</div>	<div>2024</div> <div>5 vs. Missouri</div> <div>Career</div> <div>9 vs. Kentucky 2023 1 vs. Georgia 2021</div>
	GP	GS	Tackles	TFL	Sack	FF	PD	INT	TD																									
2024	12	1	17	0	0	0	1	0	0																									
Career	31	2	47	1	0	1	1	0	0																									
	<div><b>8 TYSON RUSSELL</b> CB • 5-11 • 185 • Sr.</div> <table><tr><th></th><th>GP</th><th>GS</th><th>Tackles</th><th>TFL</th><th>Sack</th><th>FF</th><th>PD</th><th>INT</th><th>TD</th></tr><tr><td>2024</td><td>12</td><td>2</td><td>17</td><td>1</td><td>0</td><td>0</td><td>0</td><td>0</td><td>0</td></tr><tr><td>Career</td><td>43</td><td>16</td><td>89</td><td>2.5</td><td>0</td><td>0</td><td>6</td><td>1</td><td>0</td></tr></table>		GP	GS	Tackles	TFL	Sack	FF	PD	INT	TD	2024	12	2	17	1	0	0	0	0	0	Career	43	16	89	2.5	0	0	6	1	0	<ul style="list-style-type: none"><li>• Played in all 12 games last year, starting eight</li><li>• Made first career interception at South Carolina</li><li>• Recorded six tackles against Georgia as a sophomore</li><li>• Three-time SEC Academic Honor Roll selection</li><li>• Helped St. Thomas Aquinas to the Florida Class 7A state title in 2020</li><li>• High school teammate of Quincy Skinner Jr. and Gunnar Hansen</li><li>• Father, Twan Russell, played at Miami (Fla.) before being drafted by Washington in the fifth round in 1997</li></ul>	<div>TOP GAMES</div> <div>Tackles Interceptions</div>	<div>2024</div> <div>2 six times</div> <div>Career</div> <div>6 vs. Northern Illinois 2022 1 vs. South Carolina 2023</div>
	GP	GS	Tackles	TFL	Sack	FF	PD	INT	TD																									
2024	12	2	17	1	0	0	0	0	0																									
Career	43	16	89	2.5	0	0	6	1	0																									
	<div><b>9 ELI STOWERS</b> TE • 6-4 • 235 • Gr. • <i>STOW-ers (rhymes with hours)</i></div> <table><tr><th></th><th>GP</th><th>GS</th><th>Rec</th><th>Yds</th><th>TD</th><th>Long</th><th>Rec/G</th><th>YPC</th><th>Yds/G</th></tr><tr><td>2024</td><td>12</td><td>5</td><td>45</td><td>583</td><td>4</td><td>41</td><td>3.8</td><td>13.0</td><td>48.6</td></tr><tr><td>Career</td><td>32</td><td>8</td><td>80</td><td>949</td><td>6</td><td>41</td><td>2.5</td><td>11.9</td><td>29.7</td></tr></table>		GP	GS	Rec	Yds	TD	Long	Rec/G	YPC	Yds/G	2024	12	5	45	583	4	41	3.8	13.0	48.6	Career	32	8	80	949	6	41	2.5	11.9	29.7	<ul style="list-style-type: none"><li>• Named to The Athletic's 2024 Freaks List with a 41"6" vertical and 10'8" broad jump</li><li>• Began college career at Texas A&amp;M (2021-22) as a quarterback before joining New Mexico State and transitioning to tight end</li><li>• Had 35 catches for 366 yards and two touchdowns while adding 29 rushes for 113 and two scores on the ground</li><li>• Also completed four passes for 99 yards and a touchdown last fall</li><li>• Four catches for 48 yards and a touchdown in NMSU's historic win at Auburn</li><li>• Rated among PFF's top-20 tight ends in overall grade despite ranking 184th in snaps played</li><li>• Won a 2019 Texas 6A high jump state title</li></ul>	<div>TOP GAMES</div> <div>Receptions Receiving Yards Receiving TDs Long Reception Rushing Yards Longest Rush Passing Yards Passing Touchdowns Longest Pass</div>	<div>2024</div> <div>9 vs. Georgia State 130 vs. Ball State 1 four times 41 twice 12 vs. Kentucky 9 vs. Kentucky 17 vs. Alcorn State 1 vs. Alcorn State 17 vs. Alcorn State</div> <div>Career</div> <div>9 vs. Georgia State 2024 130 vs. Ball State 2024 1 six times 41 twice 26 at Liberty 2023 26 at Liberty 2023 63 vs. Western Ill. 2023 1 twice 63 vs. Western Ill. 2023</div>
	GP	GS	Rec	Yds	TD	Long	Rec/G	YPC	Yds/G																									
2024	12	5	45	583	4	41	3.8	13.0	48.6																									
Career	32	8	80	949	6	41	2.5	11.9	29.7																									
	<div><b>10 WHIT MUSCHAMP</b> QB • 6-1 • 190 • Fr.</div>	<ul style="list-style-type: none"><li>• Unanimous three-star prospect and top-25 signee in Tennessee</li><li>• Led Baylor School (Chattanooga) to state title game, throwing for 3,187 yards and 31 touchdowns with just two interceptions</li><li>• Lost to fellow Vanderbilt signee Jeremy St-Hilaire in the state championship game</li><li>• Won state title in 2022</li><li>• Dad, Will Muschamp, was head coach at Florida and South Carolina</li></ul>																																
	<div><b>10 LANGSTON PATTERSON</b> LB • 6-1 • 230 • Jr.</div> <table><tr><th></th><th>GP</th><th>GS</th><th>Tackles</th><th>TFL</th><th>Sack</th><th>FF</th><th>PD</th><th>INT</th><th>TD</th></tr><tr><td>2024</td><td>10</td><td>10</td><td>74</td><td>3.5</td><td>0</td><td>0</td><td>2</td><td>0</td><td>0</td></tr><tr><td>Career</td><td>33</td><td>10</td><td>153</td><td>11.5</td><td>1</td><td>1</td><td>3</td><td>1</td><td>0</td></tr></table>		GP	GS	Tackles	TFL	Sack	FF	PD	INT	TD	2024	10	10	74	3.5	0	0	2	0	0	Career	33	10	153	11.5	1	1	3	1	0	<ul style="list-style-type: none"><li>• Led team in tackles last season (74) despite not making a start</li><li>• Played in 11 of 12 games on the year</li><li>• Led team with a career-best 12 tackles against Auburn</li><li>• Named to PFF Defensive Team of the Week after making nine tackles, sack, forced fumble and interception in game at Ole Miss</li><li>• Played in all 12 games as a freshman</li><li>• Spent two seasons at Vandy playing alongside older brother, Kane</li></ul>	<div>TOP GAMES</div> <div>Tackles Tackles for Loss Sacks Interceptions</div>	<div>2024</div> <div>13 twice 1 three times</div> <div>Career</div> <div>13 twice 3 vs. Ole Miss 2023 1 vs. Ole Miss 2023 1 vs. Ole Miss 2023</div>
	GP	GS	Tackles	TFL	Sack	FF	PD	INT	TD																									
2024	10	10	74	3.5	0	0	2	0	0																									
Career	33	10	153	11.5	1	1	3	1	0																									
	<div><b>11 DARREN AGU</b> EDGE • 6-6 • 249 • Jr. • <i>AH-goo</i></div> <table><tr><th></th><th>GP</th><th>GS</th><th>Tackles</th><th>TFL</th><th>Sack</th><th>FF</th><th>PD</th><th>INT</th><th>TD</th></tr><tr><td>2024</td><td>2</td><td>0</td><td>0</td><td>0</td><td>0</td><td>0</td><td>0</td><td>0</td><td>0</td></tr><tr><td>Career</td><td>23</td><td>8</td><td>30</td><td>2</td><td>1.5</td><td>0</td><td>3</td><td>0</td><td>0</td></tr></table>		GP	GS	Tackles	TFL	Sack	FF	PD	INT	TD	2024	2	0	0	0	0	0	0	0	0	Career	23	8	30	2	1.5	0	3	0	0	<ul style="list-style-type: none"><li>• Played in 10 games last year, starting five</li><li>• Recovered a fumble against Missouri (2023)</li><li>• Saw the field in all but one game as a freshman</li><li>• Of Nigerian decent, born in Ireland and raised in London</li><li>• Participated in the NFL Academy in the UK before moving to the U.S. for high school</li><li>• High school teammate of Linus Zunk</li></ul>	<div>TOP GAMES</div> <div>Tackles Sacks</div>	<div>2024</div> <div></div> <div>Career</div> <div>4 twice 1 vs. Elon 2023</div>
	GP	GS	Tackles	TFL	Sack	FF	PD	INT	TD																									
2024	2	0	0	0	0	0	0	0	0																									
Career	23	8	30	2	1.5	0	3	0	0																									
	<div><b>11 LOIC FOUONJI</b> WR • 6-4 • 215 • Gr. • <i>low-IK FUN-jee</i></div> <table><tr><th></th><th>GP</th><th>GS</th><th>Rec</th><th>Yds</th><th>TD</th><th>Long</th><th>Rec/G</th><th>YPC</th><th>Yds/G</th></tr><tr><td>2024</td><td>12</td><td>0</td><td>11</td><td>147</td><td>0</td><td>39</td><td>0.9</td><td>13.4</td><td>12.3</td></tr><tr><td>Career</td><td>57</td><td>5</td><td>63</td><td>915</td><td>7</td><td>69</td><td>1.1</td><td>14.5</td><td>16.1</td></tr></table>		GP	GS	Rec	Yds	TD	Long	Rec/G	YPC	Yds/G	2024	12	0	11	147	0	39	0.9	13.4	12.3	Career	57	5	63	915	7	69	1.1	14.5	16.1	<ul style="list-style-type: none"><li>• Spent four seasons at Texas Tech</li><li>• Appeared in every game each of the last two seasons</li><li>• Scored in two consecutive bowl games: kickoff return for touchdown vs. Ole Miss in 2022 Texas Bowl and 14-yard reception vs. Cal in 2023 Independence Bowl</li><li>• Born in Cameroon before family moved to U.S. at age eight</li></ul>	<div>TOP GAMES</div> <div>Receiving Yards Receiving TDs Longest Reception</div>	<div>2024</div> <div>55 vs. LSU 39 vs. LSU</div> <div>Career</div> <div>110 vs. Murray State 2022 2 vs. Murray State 2022 69 vs. Texas 2021</div>
	GP	GS	Rec	Yds	TD	Long	Rec/G	YPC	Yds/G																									
2024	12	0	11	147	0	39	0.9	13.4	12.3																									
Career	57	5	63	915	7	69	1.1	14.5	16.1																									
	<div><b>12 BRENNAN STORER</b> QB • 5-11 • 198 • So.</div>	<ul style="list-style-type: none"><li>• Led high school to undefeated seasons and district title as both a junior and senior</li><li>• Was named district MVP as a senior</li><li>• Dad, Tim, was a defensive lineman at Vanderbilt</li></ul>																																
	<div><b>12 JEFFREY UGOCHUKWU</b> STAR • 6-1 • 205 • Jr. • <i>uh-GO-chew-kwu</i></div> <table><tr><th></th><th>GP</th><th>GS</th><th>Tackles</th><th>TFL</th><th>Sack</th><th>FF</th><th>PD</th><th>INT</th><th>TD</th></tr><tr><td>2024</td><td>12</td><td>1</td><td>1</td><td>1</td><td>0</td><td>0</td><td>0</td><td>0</td><td>0</td></tr><tr><td>Career</td><td>32</td><td>3</td><td>34</td><td>4</td><td>1</td><td>0</td><td>3</td><td>1</td><td>0</td></tr></table>		GP	GS	Tackles	TFL	Sack	FF	PD	INT	TD	2024	12	1	1	1	0	0	0	0	0	Career	32	3	34	4	1	0	3	1	0	<ul style="list-style-type: none"><li>• Played in all but one game last season</li><li>• Made first career interception against Kentucky</li><li>• Member of Vanderbilt's Student-Athlete Advisory Council</li><li>• Played in nine games as a true freshman</li><li>• Had 53 tackles and two interceptions as a senior in high school, playing at the highest classification in Texas</li></ul>	<div>TOP GAMES</div> <div>Tackles Tackles for Loss Sacks Interceptions</div>	<div>2024</div> <div>1 vs. Alcorn State 1 vs. Alcorn State</div> <div>Career</div> <div>5 vs. Ole Miss 2023 1 four times 1 vs. Alabama A&amp;M 2023 1 vs. Kentucky 2023</div>
	GP	GS	Tackles	TFL	Sack	FF	PD	INT	TD																									
2024	12	1	1	1	0	0	0	0	0																									
Career	32	3	34	4	1	0	3	1	0																									



COMMODORE CAPSULES



13 CHASE GILLESPIE

RB • 5-10 • 200 • Jr.

	GP	GS	Rush	Yds	TD	Long	Att/G	Yds/G
2024	10	0	15	51	0	7	1.5	5.1
Career	26	0	64	231	0	37	2.5	8.9

- Played in all 12 games last season
- Saw the field in four games as a freshman, preserving year of eligibility
- Racked up 1,184 all-purpose yards during senior season
- High school teammate of Bryce Cowan

TOP GAMES

Rushing Yards  
Longest Rush  
Reception Yards  
Longest Reception

2024

19 vs. Ball State  
7 vs. Ball State  
6 vs. Auburn  
6 vs. Auburn

Career

63 vs. Hawai'i 2022  
37 vs. Hawai'i 2022  
17 vs. Hawai'i 2023  
13 vs. Hawai'i 2023



14 JÉRÉMY ST-HILAIRE

QB • 6-4 • 220 • So. • saint hill-AIRE

- Unanimous top-50 quarterback in signing class
- Threw for 2,678 yards and 25 touchdowns as a senior
- Named MVP of the BlueCross Bowl after leading team to a win in the state championship game over fellow Vanderbilt signee Whit Muschamp
- Born in Montreal and enjoys snowboarding



15 JEREMIAH DILLON

WR • 6-1 • 191 • Jr.

- Did not see the field in first two collegiate seasons at Ole Miss
- Joined Vandy for spring practice in 2024
- SEC Academic Honor Roll as a freshman
- Four-star prospect out of high school according to On3 and ESPN
- Top-five player in Mississippi per On3
- Was a high school All-American in track in the 100 and 200 meters



15 ZAYLIN WOOD

DL • 6-0 • 280 • Gr.

	GP	GS	Tackles	TFL	Sack	FF	PD	INT	TD
2024	3	3	7	1	1	0	0	0	0
Career	52	34	102	19	11	1	7	2	1

- Competed at Middle Tennessee from 2019-23
- Team captain last fall, played in 10 games
- Made 11 starts in 2022, recording 33 tackles
- Played in 13 games with 12 starts in 2021
- Intercepted a pass and made three tackles in 2021 Bahamas Bowl win over Toledo

TOP GAMES

Tackles  
Sacks  
Interceptions

2024

7 vs. Virginia Tech  
1 vs. Virginia Tech

Career

7 twice  
2 twice  
1 vs. Miami (Fla.) 2022



16 COLE SPENCE

TE • 6-7 • 250 • Jr.

	GP	GS	Rec	Yds	TD	Long	Rec/G	YPC	Yds/G
2024	11	10	7	84	1	17	0.6	12.0	7.6
Career	16	10	7	84	1	17	0.4	12.0	5.3

- Missed the 2023 season after suffering an injury during fall camp
- Played in four games as a true freshman to preserve year of eligibility
- Made collegiate debut against South Carolina in 2022
- First team all-state as a senior with 55 catches for 957 yards and five touchdowns
- Achieved rank of Eagle Scout and was state runner-up as a wrestler in high school

TOP GAMES

Receptions  
Receiving TDs  
Long Reception  
Receiving Yards

2024

2 vs. Kentucky  
1 vs. Alcorn State  
17 vs. Alcorn State  
18 vs. Kentucky

Career

2 vs. Kentucky 2024  
1 vs. Alcorn State 2024  
17 vs. Alcorn State 2024  
18 vs. Kentucky 2024



17 MARK DAVIS

CB • 6-2 • 196 • Gr.

	GP	GS	Tackles	TFL	Sack	FF	PD	INT	TD
2023	13	13	33	1.5	0	0	10	3	0
Career	39	14	59	1.5	0	0	15	3	0

- Will miss the 2024 season due to injury
- Played two seasons at Southern Illinois and three at Buffalo
- Honorable mention All-Missouri Valley in 2023 with a team-best three interceptions
- Recorded 45 tackles over two years with the Salukis
- Played eight games for Buffalo in 2021 (DNP 2019-20)

TOP GAMES

Tackles  
Interceptions

2024

Career

6 vs. SE Missouri St. 2023  
1 three times



18 JALEN GILBERT

S • 6-0 • 190 • So.

	GP	GS	Tackles	TFL	Sack	FF	PD	INT	TD
2024	12	0	1	0	0	0	0	0	0
Career	14	0	1	0	0	0	0	0	0

- Played in two games as a true freshman last season
- Was one of the top 100 players in Texas per On3
- Ran track in high school with a PR of 10.84 in the 100 meters

TOP GAMES

Tackles  
Interceptions

2024

1 vs. Alcorn State

Career

1 vs. Alcorn State 2024



18 HAYDEN MOSES

QB • 5-9 • 163 • Sr.

- SEC Academic Honor Roll in 2023
- Dean's List selection in 2022
- Spent freshman season at Grinnell (Iowa) College, posting a passer rating of 101.7 as the team's starter
- Valedictorian at Brighton Academy during prep year
- Third-degree black belt in Taekwondo and a two-time Taekwondo Martial Arts World Weapons Champion



19 BLAZE BERLOWITZ

QB • 6-3 • 205 • So. • BER-low-itz

	GP	GS	C-A	Yds	TD	INT	Rush	Yds	TD
2023	1	0	10-19	134	1	1	4	36	0
Career	1	0	10-19	134	1	1	4	36	0

- Enrolled at Vandy in January 2024 after spending freshman year at New Mexico State
- Played in one game for the Aggies, coming in relief during the CUSA Championship game against Liberty
- Went 10-for-19 for 134 yards and a touchdown
- Played for offensive coordinator Tim Beck and head coach Jerry Kill, now both on staff at Vandy, at New Mexico State
- High school coach, Rusty Morgan, played for Beck when Beck was the offensive coordinator at Pittsburg State

TOP GAMES

Rushing Yards  
Longest Rush  
Passing Yards  
Longest Pass  
Passing TDs

2024

Career

36 vs. Liberty\* 2023  
10 vs. Liberty\* 2023  
134 vs. Liberty\* 2023  
31 vs. Liberty\* 2023  
1 vs. Liberty\* 2023

\*CUSA Championship game



19 DE'RICKEY WRIGHT

S • 6-4 • 229 • Gr.

	GP	GS	Tackles	TFL	Sack	FF	PD	INT	TD
2024	12	11	47	1	0	0	3	1	0
Career	47	37	178	8	0	3	20	6	0

- Preseason All-SEC (Athlon; fourth team)
- 131 career tackles in 35 games played entering 2024
- 11th in coverage grade among SEC safeties last season (PFF)
- Senior Bowl Defensive POTW after making two interceptions against Hawai'i in Week 0 win
- Capital One Orange Bowl-FWAA Courage Award nominee moved from home to home growing up, often living with his grandmother, and lost his mother, Christina Henderson, at the end of freshman season

TOP GAMES

Tackles  
Interceptions  
Passes Defended  
Forced Fumbles

2024

7 vs. Texas  
1 vs. Kentucky  
1 three times

Career

10 twice  
2 twice  
3 twice  
1 three times

COMMODORE CAPSULES



20 PRINCE KOLLIE

LB • 6-1 • 227 • Sr.

	GP	GS	Tackles	TFL	Sack	FF	PD	INT	TD
2024	12	0	18	1	1	0	1	0	0
Career	35	0	51	3.5	2.5	0	1	0	0

- Enrolled at Vandy in 2023 after spending first two seasons at Notre Dame
- Did not see the field in 2023 due to injury
- Was recruited to Notre Dame by Clark Lea
- Appeared in 23 career games for Notre Dame, making 33 tackles
- Had a career-best seven tackles against Navy in 2022
- Finalist for the high school Butkus Award

TOP GAMES

Tackles  
Sacks

2024

5 vs. Alcorn State  
1 vs. Alcorn State

Career

7 vs. Navy 2022  
1 twice



21 DONTAE CARTER

S • 6-1 • 185 • Fr.

	GP	GS	Tackles	TFL	Sack	FF	PD	INT	TD
2024	12	0	9	0	0	0	2	0	0
Career	12	0	9	0	0	0	2	0	0

- Enrolled at Vandy in January 2024
- One of the highest-rated recruits in school history
- Four-star prospect per On3 and 247Sports
- Had 140 tackles and 14 interceptions over final two seasons
- Also competed in track, eclipsing 45 feet in the triple jump
- Born in California before moving to Texas

TOP GAMES

Tackles  
Interceptions  
Passes Defended

2024

2 vs. South Carolina  
1 twice

Career

2 vs. South Carolina 2024  
1 twice



22 BRYCE COWAN

LB • 6-4 • 231 • Jr.

	GP	GS	Tackles	TFL	Sack	FF	PD	INT	TD
2024	12	1	14	0.5	0	0	2	0	0
Career	24	1	29	3	0	0	4	1	1

- Played in all 12 games last season
- Made 11 of his 15 tackles on the year in the final three games of the season
- Returned an interception for a touchdown against Auburn
- Did not play as a freshman in 2022
- High school teammate of Chase Gillespie

TOP GAMES

Tackles  
Interceptions  
Sacks

2024

4 twice

Career

4 twice  
1 vs. Auburn 2023



23 AJ NEWBERRY

RB • 6-1 • 197 • So.

	GP	GS	Rush	Yds	TD	Long	Att/G	Yds/G
2024	11	1	41	185	3	20	3.7	16.8
Career	15	1	61	281	3	29	4.1	18.7

- Played in four games as a freshman, preserving year of eligibility
- Made collegiate debut at Ole Miss, running three times for 30 yards
- Carried 12 times for 38 yards at South Carolina
- Eclipsed 2,000 rushing yards as a senior, scoring 24 touchdowns
- Ran track and owns a PR of 21.68 in the 200 meters

TOP GAMES

Rushing Yards  
Longest Rush  
Rushing TDs  
Receiving Yards  
Receiving TDs

2024

54 vs. Alcorn State  
20 vs. Alcorn State  
1 three times  
53 vs. Georgia State  
1 twice

Career

54 vs. Alcorn State 2024  
29 vs. Auburn 2023  
1 three times  
53 vs. Georgia State 2024  
1 twice



24 NICK RINALDI

LB • 6-3 • 234 • Jr. • *ruh-NAL-dee*

	GP	GS	Tackles	TFL	Sack	FF	PD	INT	TD
2024	12	2	42	4	4	0	0	0	0
Career	28	2	66	5	4	0	1	1	0

- Played in all 12 games last season
- Made first career interception with one minute left in the fourth quarter at UNLV
- CSC Academic All-District in 2023 and two-time SEC Academic Honor Roll selection
- Did not play football until senior year of high school

TOP GAMES

Tackles  
Interceptions  
Sacks

2024

7 vs. Ball State  
1 four times

Career

7 vs. Ball State 2024  
1 vs. UNLV 2023  
1 four times



25 MARTEL HIGHT

CB • 6-0 • 180 • So. • *HITE*

	GP	GS	Tackles	TFL	Sack	FF	PD	INT	TD
2024	12	12	31	2	0	1	6	2	0
Career	23	18	69	2	0	1	8	3	1

- Became first Commodore since 2012 to return a punt for a touchdown vs. Alcorn State (9.7.24)
- Played in 11 of 12 game as a true freshman last season, making 38 tackles
- Became the first freshman in school history to return an interception for a touchdown at UNLV and the first Vandy player with a pick-six since 2019
- Four-star recruit per On3 and ESPN also owns a high-jump PR of 6'6"

TOP GAMES

Tackles  
Interceptions

2024

7 vs. Missouri  
1 twice

Career

7 twice  
1 three times



27 JAYLIN LACKEY

CB • 6-0 • 198 • Fr.

	GP	GS	Tackles	TFL	Sack	FF	PD	INT	TD
2024	12	5	12	0	0	0	2	0	0
Career	12	5	12	0	0	0	2	0	0

- Unanimous three-star prospect
- Ranked a top-70 cornerback in his class by On3, 247 and ESPN
- Played both cornerback and wide receiver in high school
- Also competed in track and field

TOP GAMES

Tackles  
Interceptions

2024

3 twice

Career

3 twice



28 SEDRICK ALEXANDER

RB • 5-9 • 200 • So.

	GP	GS	Rush	Yds	TD	Long	Att/G	Yds/G
2024	12	12	151	554	6	31	12.6	46.2
Career	24	18	247	925	10	31	10.3	38.5

- SEC All-Freshman selection by the league's coaches last season
- Led the team in rushing and rushing touchdowns
- Was the only freshman in the SEC with four or more rushing touchdowns
- Earl Campbell Tyler Rose of Texas Honorable Mention after running for 87 yards and two scores against Alabama A&M
- Was the first Vandy running back since 2019 with multiple touchdowns in a game

TOP GAMES

Rushing Yards  
Rushing TDs  
Longest Rush  
Reception Yards  
Longest Reception

2024

69 vs. Virginia Tech  
2 vs. Alabama  
31 vs. Missouri  
38 vs. Ball State  
38 vs. Ball State

Career

87 vs. Alabama A&M 2023  
2 twice  
31 vs. Missouri 2024  
65 vs. Missouri 2023  
38 vs. Ball State 2024



28 THOMAS JONES

CB • 5-11 • 183 • Fr.

- Chosen to 2023 TACA Tennessee East vs. West All-Star Classic
- Named Region 5-6A Co-MVP as a senior
- Led high school team in touchdowns as a senior, interceptions as a junior and solo tackles as a sophomore
- Qualified for the state meet all four years in the 300-meter hurdles
- Left Smyrna as school record holder in 200 meters, 110-meter hurdles, 300-meter hurdles and as anchor in 4x200-meter relay

TOP GAMES

Tackles  
Sacks  
Forced Fumble  
Interception

2024

7 three times  
1 three times  
1 twice  
1 vs. Texas

Career

7 three times  
1 four times  
1 twice  
1 vs. Texas 2024



29 MILES CAPERS

EDGE • 6-4 • 235 • Sr.







	GP	GS	Tackles	TFL	Sack	FF	PD	INT	TD
2024	11	11	42	7	3	2	4	1	0
Career	27	13	74	10.5	4	2	4	1	0

- SEC Defensive Lineman of the Week on Oct. 7
- Played in all 12 games with 29 tackles and a sack last season
- Recorded first career sack at UNLV
- Made seven tackles against Auburn
- Missed the 2022 season due to injury
- Played in four games as a true freshman
- Also ran track in high school

COMMODORE CAPSULES

	<div><div>29 JESSE MIRCO</div><div>P • 6-4 • 222 • Gr. • mer-KO</div></div> <table><tr><td></td><td>GP</td><td>Att</td><td>Yds</td><td>Long</td><td>Avg</td><td>I20</td></tr><tr><td>2024</td><td>12</td><td>47</td><td>2255</td><td>69</td><td>48.0</td><td>19</td></tr><tr><td>Career</td><td>51</td><td>177</td><td>7962</td><td>77</td><td>45.0</td><td>74</td></tr></table>		GP	Att	Yds	Long	Avg	I20	2024	12	47	2255	69	48.0	19	Career	51	177	7962	77	45.0	74	<ul style="list-style-type: none"><li>Enrolled at Vandy in January 2024 after spending three seasons at Ohio State</li><li>Career punting average of 44.0 ranks fourth all-time at OSU</li><li>Averaged 48.3 yards per punt on eight kicks against Missouri in the Cotton Bowl</li><li>Ranked third in the Big Ten in punting average as a sophomore</li><li>Product of the same ProKick Australia program which produced former Vandy All-American punter Matthew Hayball</li></ul>	TOP GAMES	Long Average Punts	2024	69 vs. Alcorn State 55.5 vs. Alcorn State 8 vs. Auburn	Career	72 vs. Penn State 2023 55.5 vs. Alcorn State 2024 8 twice									
	GP	Att	Yds	Long	Avg	I20																																
2024	12	47	2255	69	48.0	19																																
Career	51	177	7962	77	45.0	74																																
	<div><div>30 TRUDELL BERRY</div><div>CB • 6-1 • 196 • Jr.</div></div> <table><tr><td></td><td>GP</td><td>GS</td><td>Tackles</td><td>TFL</td><td>Sack</td><td>FF</td><td>PD</td><td>INT</td><td>TD</td></tr><tr><td>2024</td><td>10</td><td>0</td><td>5</td><td>1</td><td>0</td><td>1</td><td>2</td><td>0</td><td>0</td></tr><tr><td>Career</td><td>23</td><td>7</td><td>27</td><td>2</td><td>0</td><td>1</td><td>6</td><td>0</td><td>0</td></tr></table>		GP	GS	Tackles	TFL	Sack	FF	PD	INT	TD	2024	10	0	5	1	0	1	2	0	0	Career	23	7	27	2	0	1	6	0	0	<ul style="list-style-type: none"><li>Played in nine games last season</li><li>Made a career-best nine tackles at UNLV</li><li>Played in four games as a freshman, preserving year of eligibility</li><li>Four-star prospect selected to 2022 US Army All-American Bowl</li><li>Also ran track, posting a PR of 10.93 in the 100-meter dash</li></ul>	TOP GAMES	Tackles Forced Fumble	2024	1 five times 1 vs. Kentucky	Career	9 vs. UNLV 2023 1 vs. Kentucky 2024
	GP	GS	Tackles	TFL	Sack	FF	PD	INT	TD																													
2024	10	0	5	1	0	1	2	0	0																													
Career	23	7	27	2	0	1	6	0	0																													
	<div><div>31 TATE HAMBY</div><div>S • 6-2 • 190 • Fr.</div></div>	<ul style="list-style-type: none"><li>Top-25 recruit out of Louisiana by On3, 247 and ESPN</li><li>Played safety and wide receiver in high school</li><li>Earned MaxPreps Player of the Game 12 times during prep career</li><li>Won state championships in football, basketball and track (long jump)</li><li>Father, Rooster Hamby, played football at Louisiana Tech</li><li>Enjoys hunting alligators</li></ul>																																				
	<div><div>32 MASON CARTER</div><div>EDGE • 6-5 • 234 • Fr.</div></div>	<ul style="list-style-type: none"><li>Enrolled at Vandy in January 2024</li><li>Three-star recruit made 123 tackles and 10 sacks during prep career</li><li>Helped high school to regional semifinals as a junior</li><li>Also played basketball and ran track</li></ul>																																				
	<div><div>33 MONI JONES</div><div>RB • 6-2 • 225 • Gr. • MAH-nee</div></div> <table><tr><td></td><td>GP</td><td>GS</td><td>Rush</td><td>Yds</td><td>TD</td><td>Long</td><td>Att/G</td><td>Yds/G</td></tr><tr><td>2024</td><td>12</td><td>1</td><td>17</td><td>50</td><td>0</td><td>9</td><td>1.4</td><td>4.2</td></tr><tr><td>Career</td><td>40</td><td>26</td><td>215</td><td>776</td><td>9</td><td>49</td><td>5.4</td><td>19.4</td></tr></table>		GP	GS	Rush	Yds	TD	Long	Att/G	Yds/G	2024	12	1	17	50	0	9	1.4	4.2	Career	40	26	215	776	9	49	5.4	19.4	<ul style="list-style-type: none"><li>Spent last two seasons at New Mexico State after competing freshman year at Northeastern Oklahoma A&amp;M</li><li>Played in all 15 games at NMSU in 2023, rushing 87 times for 343 yards and three touchdowns</li><li>Played for Jerry Kill and Tim Beck with the Aggies</li></ul>	TOP GAMES	Rushing Yards Rushing TDs Longest Rush Receptions Reception Yards Longest Reception	2024	19 vs. Auburn 9 vs. Kentucky	Career	74 vs. Liberty 2022 2 twice 49 vs. Liberty 2022 2 vs. Massachusetts 2022 45 vs. Massachusetts 2022 39 vs. Massachusetts 2022			
	GP	GS	Rush	Yds	TD	Long	Att/G	Yds/G																														
2024	12	1	17	50	0	9	1.4	4.2																														
Career	40	26	215	776	9	49	5.4	19.4																														
	<div><div>34 JOHANN CARDENAS</div><div>RB • 6-0 • 223 • Fr. • joe-HAN car-DEN-ahs</div></div>	<ul style="list-style-type: none"><li>Unanimous three-star prospect</li><li>Rated among the top-50 running backs in his class by On3, 247, ESPN and Rivals</li><li>Ran for 4,743 yards on 561 carries and 64 touchdowns during prep career</li><li>Scored at least two touchdowns in all but one game during his senior season</li></ul>																																				
	<div><div>34 MAURICE HAMPTON</div><div>STAR • 6-0 • 218 • Gr.</div></div> <table><tr><td></td><td>GP</td><td>GS</td><td>Tackles</td><td>TFL</td><td>Sack</td><td>FF</td><td>PD</td><td>INT</td><td>TD</td></tr><tr><td>2024</td><td>9</td><td>1</td><td>15</td><td>0</td><td>0</td><td>1</td><td>1</td><td>0</td><td>0</td></tr><tr><td>Career</td><td>30</td><td>1</td><td>51</td><td>2</td><td>0</td><td>1</td><td>2</td><td>0</td><td>0</td></tr></table>		GP	GS	Tackles	TFL	Sack	FF	PD	INT	TD	2024	9	1	15	0	0	1	1	0	0	Career	30	1	51	2	0	1	2	0	0	<ul style="list-style-type: none"><li>Began college career at LSU, playing both football and baseball</li><li>Played 13 games as a freshman on LSU's 2019 national title team</li><li>Had a tackle against Vanderbilt as a sophomore in 2020</li><li>Played baseball for LSU in 2019 and 2020 before transferring to Samford to focus on baseball</li><li>Decided to re-focus on football and joined Vanderbilt in 2024</li><li>Consensus four-star prospect on the gridiron out of high school</li><li>First athlete in Tennessee history to win Mr. Football and Mr. Baseball in the same season</li><li>Was rated the No. 29 baseball prospect in the 2019 MLB Draft, but fell to the 23rd round (Padres) due to commitment to LSU</li></ul>	TOP GAMES	Tackles Tackles for Loss Passes Defended	2024	4 vs. South Carolina 1 vs. South Carolina	Career	7 vs. Missouri 2020 1 twice 1 twice
	GP	GS	Tackles	TFL	Sack	FF	PD	INT	TD																													
2024	9	1	15	0	0	1	1	0	0																													
Career	30	1	51	2	0	1	2	0	0																													
	<div><div>35 PAYNE DANIEL</div><div>S • 5-11 • 170 • So.</div></div> <table><tr><td></td><td>GP</td><td>GS</td><td>Tackles</td><td>TFL</td><td>Sack</td><td>FF</td><td>PD</td><td>INT</td><td>TD</td></tr><tr><td>2023</td><td>1</td><td>0</td><td>0</td><td>0</td><td>0</td><td>0</td><td>0</td><td>0</td><td>0</td></tr><tr><td>Career</td><td>1</td><td>0</td><td>0</td><td>0</td><td>0</td><td>0</td><td>0</td><td>0</td><td>0</td></tr></table>		GP	GS	Tackles	TFL	Sack	FF	PD	INT	TD	2023	1	0	0	0	0	0	0	0	0	Career	1	0	0	0	0	0	0	0	0	<ul style="list-style-type: none"><li>Made collegiate debut at Tennessee last season</li><li>Played football and lacrosse at Montgomery Bell Academy, same high school which produced head coach Clark Lea</li><li>Two-time state runner up in football</li><li>Two-time state champion in lacrosse</li><li>Father, Matt, played football at Southern Miss</li><li>Plays the piano and can solve a Rubik's cube</li></ul>						
	GP	GS	Tackles	TFL	Sack	FF	PD	INT	TD																													
2023	1	0	0	0	0	0	0	0	0																													
Career	1	0	0	0	0	0	0	0	0																													
	<div><div>36 ALAN “TACO” WRIGHT</div><div>CB • 6-0 • 185 • Sr. • goes by “Taco”</div></div> <table><tr><td></td><td>GP</td><td>GS</td><td>Tackles</td><td>TFL</td><td>Sack</td><td>FF</td><td>PD</td><td>INT</td><td>TD</td></tr><tr><td>2024</td><td>11</td><td>0</td><td>0</td><td>0</td><td>0</td><td>0</td><td>1</td><td>1</td><td>1</td></tr><tr><td>Career</td><td>23</td><td>0</td><td>6</td><td>0</td><td>0</td><td>0</td><td>3</td><td>1</td><td>1</td></tr></table>		GP	GS	Tackles	TFL	Sack	FF	PD	INT	TD	2024	11	0	0	0	0	0	1	1	1	Career	23	0	6	0	0	0	3	1	1	<ul style="list-style-type: none"><li>Played in all 12 games last season, making six tackles</li><li>Did not see game action during first two seasons</li><li>Three-star prospect was a two-time all-region selection in high school</li><li>Also ran track in high school, winning a state championship in the 110-meter hurdles</li><li>Brother, Mike, played quarterback at Vandy from 2020-22</li><li>Plays the saxophone</li></ul>	TOP GAMES	Tackles Passes Defended Interceptions	2024	1 vs. Alcorn State 1 vs. Alcorn State	Career	1 vs. Auburn 2023 2 vs. UNLV 2023 1 vs. Alcorn State 2024
	GP	GS	Tackles	TFL	Sack	FF	PD	INT	TD																													
2024	11	0	0	0	0	0	1	1	1																													
Career	23	0	6	0	0	0	3	1	1																													
	<div><div>37 TY BURD</div><div>WR • 6-1 • 175 • So.</div></div>	<ul style="list-style-type: none"><li>All-region player at Montgomery Bell Academy</li><li>Joined by high school teammates Payne Dainel, Daniel Gaw, Ty Bartholomew, Grayson Morgan, and Max and Gabe Fisher</li><li>MBA is also the high school head coach Clark Lea attended</li><li>Enjoys hunting</li></ul>																																				

COMMODORE CAPSULES


	<b>37 JAILEN RUTH</b> EDGE • 6-3 • 212 • So. • <i>JAY-lin</i> <table><tr><td></td><td>GP</td><td>GS</td><td>Tackles</td><td>TFL</td><td>Sack</td><td>FF</td><td>PD</td><td>INT</td><td>TD</td></tr><tr><td>2024</td><td>12</td><td>0</td><td>6</td><td>0</td><td>0</td><td>0</td><td>0</td><td>0</td><td>0</td></tr><tr><td>Career</td><td>16</td><td>0</td><td>6</td><td>0</td><td>0</td><td>0</td><td>0</td><td>0</td><td>0</td></tr></table>		GP	GS	Tackles	TFL	Sack	FF	PD	INT	TD	2024	12	0	6	0	0	0	0	0	0	Career	16	0	6	0	0	0	0	0	0	<ul style="list-style-type: none"><li>• Played in four games as a freshman, preserving year of eligibility</li><li>• Three-star prospect out of high school, helped team to three straight state championship games</li><li>• Had 27 tackles for loss and 19 sacks in 10 games as a senior</li><li>• Also played basketball and ran track</li><li>• Won a state title in the 400 meters and has a PR of 48.4 seconds</li></ul>	<b>TOP GAMES</b>  Tackles Sacks	<b>2024</b>  2 vs. Alcorn State	<b>Career</b>  2 vs. Alcorn State 2024
	GP	GS	Tackles	TFL	Sack	FF	PD	INT	TD																										
2024	12	0	6	0	0	0	0	0	0																										
Career	16	0	6	0	0	0	0	0	0																										
	<b>38 WILL FARIS</b> K • 6-1 • 160 • Sr. <table><tr><td></td><td>GP</td><td>KO</td><td>Yds.</td><td>Avg.</td><td>TB</td><td>PAT</td><td>FG</td><td>Long</td></tr><tr><td>2024</td><td>5</td><td>26</td><td>1587</td><td>63.0</td><td>9</td><td>0-0</td><td>0-0</td><td>--</td></tr><tr><td>Career</td><td>18</td><td>81</td><td>5103</td><td>62.9</td><td>31</td><td>1-1</td><td>0</td><td>--</td></tr></table>		GP	KO	Yds.	Avg.	TB	PAT	FG	Long	2024	5	26	1587	63.0	9	0-0	0-0	--	Career	18	81	5103	62.9	31	1-1	0	--	<ul style="list-style-type: none"><li>• Served as Vanderbilt's kickoff specialist last season, taking all 55 kickoffs</li><li>• CSC Academic All-District in 2023 and two-time SEC Academic Honor Roll selection</li><li>• Made collegiate debut at Hawai'i, making an extra point in only action of 2022</li><li>• Made all 63 extra points as a senior in high school</li></ul>	<b>TOP GAMES</b>  PAT	<b>2024</b>	<b>Career</b>  1-1 vs. Hawai'i 2022			
	GP	KO	Yds.	Avg.	TB	PAT	FG	Long																											
2024	5	26	1587	63.0	9	0-0	0-0	--																											
Career	18	81	5103	62.9	31	1-1	0	--																											
	<b>39 JACKSON HEIS</b> WR • 6-2 • 202 • So. • <i>hice</i>	<ul style="list-style-type: none"><li>• All-district as a junior and senior in high school</li><li>• Averaged over 25 yards per reception during senior season</li><li>• AP Scholar with Distinction and first team academic all-state as a senior</li><li>• Captain of basketball team in high school</li><li>• Mom, Ashley, and dad, Tim, both played soccer at SMU</li></ul>																																	
	<b>39 BRAIL LIPFORD</b> STAR • 5-9 • 180 • Gr. <table><tr><td></td><td>GP</td><td>GS</td><td>Tackles</td><td>TFL</td><td>Sack</td><td>FF</td><td>PD</td><td>INT</td><td>TD</td></tr><tr><td>2023</td><td>10</td><td>0</td><td>31</td><td>2.5</td><td>0</td><td>0</td><td>5</td><td>0</td><td>0</td></tr><tr><td>Career</td><td>23</td><td>0</td><td>51</td><td>2.5</td><td>0</td><td>2</td><td>15</td><td>2</td><td>0</td></tr></table>		GP	GS	Tackles	TFL	Sack	FF	PD	INT	TD	2023	10	0	31	2.5	0	0	5	0	0	Career	23	0	51	2.5	0	2	15	2	0	<ul style="list-style-type: none"><li>• Played four seasons at Rocky Mountain College, an NAIA school in Billings, Montana</li><li>• Second-team all-conference selection and two-time academic all-conference</li><li>• Played in 10 games as a senior, making 31 tackles</li><li>• Graduated cum laude from Rocky Mountain College</li><li>• Father, Brail, played football at Grambling State</li></ul>	<b>TOP GAMES</b>  Tackles Interceptions	<b>2024</b>	<b>Career</b>  9 vs. Montana Tech 2022 1 three times
	GP	GS	Tackles	TFL	Sack	FF	PD	INT	TD																										
2023	10	0	31	2.5	0	0	5	0	0																										
Career	23	0	51	2.5	0	2	15	2	0																										
	<b>40 JAMISON CURTIS</b> LB • 6-1 • 239 • Fr.	<ul style="list-style-type: none"><li>• Unanimous three-star prospect</li><li>• Made 71 tackles, 17 for loss, as a senior</li><li>• Made 107 tackles as a junior, helping Saraland to Class 6A state title</li><li>• Also played baseball in high school</li></ul>																																	
	<b>40 MASON ROHMILLER</b> K • 6-1 • 195 • Jr. • ROW-mill-er	<ul style="list-style-type: none"><li>• Joined Vanderbilt in 2023 after spending freshman year at San Diego</li><li>• Three-year starter at kicker for St. Xavier in Cincinnati during high school, twice winning kicker of the year in the Greater Catholic League</li><li>• Was born at the Vanderbilt University Medical Center</li><li>• Parents, Kimberly and Michael, completed residencies at VUMC in radiology and orthopedic surgery, respectively</li><li>• Mother, Kimberly, played tennis at Vanderbilt</li><li>• Uncle, Scott Draud, was an All-SEC basketball player at Vanderbilt, MVP of the 1990 NIT championship team and the first Commodore to make a three-pointer in a game</li></ul>																																	
	<b>41 JAMEZELL LASSITER</b> WR • 5-8 • 196 • Fr. • <i>JAMES-el</i>	<ul style="list-style-type: none"><li>• Attended La Salle Academy in Providence, Rhode Island, before spending final high school season at Deerfield Academy in Massachusetts</li><li>• First-team All-Rhode Island in 2021 and 2022, eclipsing 2,000 rushing yards and 25 touchdowns over two seasons</li></ul>																																	
	<b>42 JAKE BALIS</b> RB • 5-9 • 200 • Fr. • <i>BAY-liss</i>	<ul style="list-style-type: none"><li>• Two-time first-team all-conference selection at Penn High School</li><li>• Named a National High School Strength Coaches Association National Athlete of the Year</li><li>• Graduated magna cum laude</li><li>• Father, Matt Balis, was the head football strength coach at Notre Dame while Clark Lea was defensive coordinator</li><li>• Matt Balis also worked at Florida, Virginia, Mississippi State and UConn, with former athletes including Dak Prescott, Quentin Nelson, Tim Tebow and Darius Slay</li></ul>																																	
	<b>42 CALLAHAN BLAIR</b> EDGE • 6-4 • 219 • Fr.	<ul style="list-style-type: none"><li>• Enrolled at Vanderbilt in January 2024</li><li>• Three-star prospect was among the top 200 recruits in Florida</li><li>• Made 108 tackles and 23 for a loss as a senior, earning all-district honors and helping team to 10-3 record</li><li>• Competed in track and field, making regionals in pole vault as a freshman</li></ul>																																	
	<b>43 WILL CONLEY</b> K • 6-1 • 195 • Gr.	<ul style="list-style-type: none"><li>• All-district soccer player at Jones College Prep</li><li>• Attended the Michigan and was a manager for the football program</li><li>• Sister, Catherine, is a professional ballerina currently performing with the Atlanta Ballet and previously a member of Cuba's National Ballet</li></ul>																																	
	<b>43 DOMINIC REZAC</b> RB • 6-1 • 190 • Jr. • <i>REE-zak</i> <table><tr><td></td><td>GP</td><td>GS</td><td>Rush</td><td>Yds</td><td>TD</td><td>Long</td><td>Att/G</td><td>Yds/G</td></tr><tr><td>2024</td><td>1</td><td>0</td><td>0</td><td>0</td><td>0</td><td>0</td><td>0</td><td>0</td></tr><tr><td>Career</td><td>1</td><td>0</td><td>0</td><td>0</td><td>0</td><td>0</td><td>0</td><td>0</td></tr></table>		GP	GS	Rush	Yds	TD	Long	Att/G	Yds/G	2024	1	0	0	0	0	0	0	0	Career	1	0	0	0	0	0	0	0	<ul style="list-style-type: none"><li>• Returning to running back after spending 2023 as a defensive back</li><li>• SEC Academic Honor Roll in 2023</li><li>• Led high school in rushing as a senior with 1,411 yards and 17 touchdowns</li><li>• Brother, Teddy, plays football at Notre Dame</li></ul>	<b>TOP GAMES</b>  Rushing Yards Longest Rush Rushing touchdowns	<b>2024</b>	<b>Career</b>			
	GP	GS	Rush	Yds	TD	Long	Att/G	Yds/G																											
2024	1	0	0	0	0	0	0	0																											
Career	1	0	0	0	0	0	0	0																											



COMMODORE CAPSULES

	<b>44 GABE FISHER</b> FB/TE • 6-1 • 240 • So.	<ul style="list-style-type: none"><li>Scored first receiving touchdown at Missouri</li><li>Played in two games as a freshman</li><li>Enrolled at Vanderbilt on an ROTC scholarship with the Tennessee National Guard</li><li>Brother, Max, joined team in 2024</li><li>Three-time state champion in wrestling during prep career</li><li>Dad, Rick, played football at Mississippi State</li></ul>	<b>TOP GAMES</b>  Receiving Yards Receiving TDs Longest Reception	<b>2024</b> 2 vs. Missouri 1 vs. Missouri 2 vs. Missouri	<b>Career</b> 2 vs. Missouri 2024 1 vs. Missouri 2024 2 vs. Missouri 2024
	<b>45 EMMANUEL ADEBISI</b> TE • 6-5 • 266 • Gr. • <i>ah-DAY-bee</i>	<ul style="list-style-type: none"><li>Competed at Cornell (ever heard of it?) from 2020-23</li><li>Blocked a school-record seven kicks for the Big Red</li><li>Blocks include three extra points, two against Harvard</li><li>Blocked four kicks in six games as a junior in 2022, highlighted by two against Princeton</li><li>Majored in engineering at Cornell</li><li>Brother, Daniel, played football at MIT</li></ul>			
	<b>45 TY BARTHOLOMEW</b> LB • 6-1 • 212 • So.	<ul style="list-style-type: none"><li>Walk-on did not see game action as a freshman in 2023</li><li>Attended Montgomery Bell Academy, same high school as head coach Clark Lea (along with teammates Payne Daniel, Daniel Gaw, Grayson Morgan, and Max and Gabe Fisher)</li></ul>			
	<b>46 MUSTAFA DANNETT</b> CB • 6-0 • 175 • Jr. • <i>dah-NET</i>	<ul style="list-style-type: none"><li>SEC Academic Honor Roll in 2023</li><li>Played football and wrestled at New London High School</li><li>Earned a full academic scholarship to Vanderbilt</li></ul>			
	<b>47 ISAIAH FONTAN</b> RB • 5-7 • 202 • Jr. • fon-TAN	<ul style="list-style-type: none"><li>SEC Academic Honor Roll in 2023</li><li>Competed in football and track in high school</li></ul>			
	<b>48 JULIAN ASHBY</b> LS • 6-1 • 221 • Gr.	<ul style="list-style-type: none"><li>Enrolled at Vandy in January 2024 after spending first three seasons at Furman</li><li>Made 363 snaps over three seasons for the Paladins</li><li>Finalist for the Doris Robinson Scholar-Athlete Award in 2023, given to the FCS student-athlete who excels on the field, in the classroom and across the community</li><li>Graduated from Furman with a degree in physics</li><li>Father, Glenton, played tennis at Georgia Tech and uncle, Richard Ashby, played tennis at South Carolina and professionally on the ATP Tour</li></ul>	<b>TOP GAMES</b>  Snaps Tackles	<b>2024</b> 13 vs. Missouri 1 vs. Kentucky	<b>Career</b> 14 vs. VMI 2022 2 vs. NC State 2021
	<b>48 LARRY BENTON III</b> TE • 6-4 • 221 • Fr.	<ul style="list-style-type: none"><li>TAPPS All-District selection</li><li>State champion in shot put</li></ul>			
	<b>49 SIMEON BOULWARE</b> EDGE • 6-5 • 246 • Fr. • <i>BOWL-ware</i>	<ul style="list-style-type: none"><li>Enrolled at Vandy in January 2024</li><li>Three-star prospect was in the top-50 edge prospects per 247Sports</li><li>First team all-region as a senior with 61 tackles, 10 for loss and eight sacks</li><li>Named defensive player of the month for October 2023 by the Touchdown Club of Gwinnett</li></ul>			
	<b>50 CHASE MITCHELL</b> OL • 6-4 • 320 • Gr.	<ul style="list-style-type: none"><li>Competed first four seasons at Liberty (2020-23)</li><li>Started all 14 games last fall, allowing just one sack and one QB hit on 808 snaps (681 at LT, 126 at RT)</li><li>Posted a PFF pass block grade of at least 70 in four games</li><li>Helped high school to four conference titles and one WPIAL title</li></ul>	<b>TOP GAMES</b>  PFF Pass Block PFF Run Block	<b>2024</b> 74.8 vs. Ball State 80.7 vs. Alcorn State	<b>Career</b> 85.3 vs. Louisiana Tech 2023 80.7 vs. Alcorn State 2024
	<b>51 DANIEL GAW</b> LS • 6-2 • 230 • Sr.	<ul style="list-style-type: none"><li>Two-time SEC Academic Honor Roll selection</li><li>Enrolled as defensive lineman before becoming team's reserve long snapper in 2023</li><li>Played at Montgomery Bell Academy, the same high school as Clark Lea, with 30 tackles and nine for loss as a senior</li><li>Double major (economics, human &amp; organizational development)</li></ul>			
	<b>52 KEVO WESLEY</b> OL • 6-4 • 317 • Gr. • <i>KEY-vo</i>	<ul style="list-style-type: none"><li>Played in seven games with one start last season</li><li>Spent 2022 season with defensive line, appearing in the first eight games with a pair of QB hurries, before suffering season-ending injury</li><li>Saw the field in one game over first two seasons as a reserve offensive lineman</li><li>Did not play football until junior season of high school</li></ul>	<b>TOP GAMES</b>  PFF Pass Block PFF Run Block	<b>2024</b> 81.2 vs. Ball State 72.1 vs. Virginia Tech	<b>Career</b> 81.2 vs. Ball State 2024 72.1 vs. Virginia Tech 2024

COMMODORE CAPSULES

	<b>53 GLENN SEABROOKS III</b> DL • 6-3 • 340 • Fr.	<ul style="list-style-type: none"><li>• Unanimous three-star prospect</li><li>• Ranked No. 43 in the 2023 TSSAA senior class by The Tennessean</li><li>• Had a pick-six as a senior and returned a fumble for a touchdown as a junior</li><li>• Grandfather, Glenn Seabrooks Sr., played football at Tennessee State</li></ul>	<b>TOP GAMES</b>  Tackles Sacks Interceptions Passes Defended	<b>2024</b> 6 vs. Georgia State  1 vs. Virginia Tech 1 vs. Virginia Tech	<b>Career</b> 6 vs. Georgia State 2024  1 vs. Virginia Tech 2024 1 vs. Virginia Tech 2024
	<b>54 STEVEN HUBBARD</b> OL • 6-3 • 330 • Gr.	<ul style="list-style-type: none"><li>• Previously played at UTEP (2020-23) and Kilgore College (2018-19)</li><li>• Played five games last season, with all 279 snaps at left tackle</li><li>• Made 10 starts for Miners in 2022, earning PFF pass block and run block grades over 70 for the season</li><li>• Named best offensive lineman in Southwest Junior College Conference and first-team All-American in 2019</li></ul>	<b>TOP GAMES</b>  PFF Pass Block PFF Run Block	<b>2024</b> 87.5 vs. Georgia State 66.1 vs. Tennessee	<b>Career</b> 87.5 twice 91.8 vs. Charlotte 2022
	<b>57 MAX FISHER</b> OL • 6-2 • 311 • So.	<ul style="list-style-type: none"><li>• Played in three games as a freshman at Trinity University, D-3 program in San Antonio, Texas</li><li>• Two-time all-region selection at Montgomery Bell Academy</li><li>• Two-time all-state honoree in wrestling during high school</li><li>• Joins brother, Gabe, on the team at Vandy</li><li>• Dad, Rick, played football at Mississippi State</li></ul>			
	<b>58 CARSON CASTEEL</b> LB • 6-2 • 222 • Sr.	<ul style="list-style-type: none"><li>• Played in three games during first season at Vandy in 2023</li><li>• Transferred following two years at Michigan State (eight games in 2022)</li><li>• SEC Academic Honor Roll in 2023 and Academic All-Big Ten in 2022</li><li>• Wrestled in high school</li></ul>			
	<b>60 DUNCAN MacDONALD</b> OL • 6-5 • 295 • Jr. • <i>mick-DON-ald</i>	<ul style="list-style-type: none"><li>• Played against Alabama A&amp;M and Tennessee last season</li><li>• Named All-New England Independent School League</li><li>• Helped Milton Academy go undefeated as a senior and sophomore (junior season canceled)</li><li>• Father, Andrew, played left tackle at Dartmouth and won three Ivy League titles with the Big Green</li></ul>	<b>TOP GAMES</b>  PFF Pass Block PFF Run Block	<b>2024</b>	<b>Career</b> -- 61.1 vs. Alabama A&M 2023
	<b>62 CJ WILLIAMS</b> OL • 6-4 • 331 • Fr.	<ul style="list-style-type: none"><li>• Unanimous three-star prospect</li><li>• Rated among the top-150 offensive tackles in the class by all four services</li><li>• No. 3 player in Massachusetts per On3</li><li>• Also played basketball in high school</li></ul>			
	<b>63 JACOB KATONA</b> DL • 6-5 • 264 • Sr.	<ul style="list-style-type: none"><li>• Did not see game action in first season at Vandy</li><li>• No games played in first two seasons at Stanford</li><li>• Also played baseball in high school</li><li>• Dad, Steven, played baseball at Alabama Southern</li><li>• Sisters, Maddie and Sarah, play softball at Dartmouth and Samford, respectively</li></ul>			
	<b>64 DELFIN XAVIER CASTILLO</b> OL • 6-5 • 361 • Sr. • <i>(drop Delfin) ex-ZAY-veer cas-TEE-oh</i>	<ul style="list-style-type: none"><li>• Played in all 12 games, starting 10, last fall, mostly at left guard</li><li>• Had a PFF pass block grade over 80 in two games</li><li>• Allowed one sack in 535 total snaps</li><li>• Played center and both guard spots in 2022, appearing in six games while battling injuries</li></ul>	<b>TOP GAMES</b>  PFF Pass Block PFF Run Block	<b>2024</b> 82.6 at Georgia State 75.1 at Kentucky	<b>Career</b> 86.1 vs. Florida 2023 75.1 at Kentucky 2024
	<b>66 ANTHONY MILES</b> OL • 6-5 • 321 • So.	<ul style="list-style-type: none"><li>• Did not play during freshman season in 2023</li><li>• Unanimous three-star prospect out of high school</li><li>• Led Ramsay to a state championship as a senior</li><li>• Uncle, Ortavious Miles, played football at UAB</li></ul>			
	<b>68 STEVEN LOSOYA</b> OL • 6-3 • 324 • Gr. • <i>la-SOY-uh</i>	<ul style="list-style-type: none"><li>• Enrolled at Vandy in January 2024 after two seasons at Mississippi State (2022-23) and three years at Middle Tennessee (2019-21)</li><li>• Started all 12 games at Mississippi State last season playing all but four snaps at right guard (four at center)</li><li>• Did not allow a sack in 2023</li><li>• Started 11 games at Middle Tennessee in 2021</li><li>• Named CUSA All-Freshman in 2020</li><li>• All-Nashville selection by The Tennessean at Overton High School</li></ul>	<b>TOP GAMES</b>  PFF Pass Block PFF Run Block	<b>2024</b> 81.4 vs. Texas 82.0 vs. Ball State	<b>Career</b> 86.8 vs. Texas A&M 2022 82.0 vs. Ball State 2024
	<b>69 COOPER STARKS</b> OL • 6-5 • 329 • So.	<ul style="list-style-type: none"><li>• Did not see the field as a freshman</li><li>• Unanimous three-star prospect</li><li>• Named Class 2-A All-State as a senior</li><li>• Also played basketball and competed in shot put</li><li>• Owns a shot put career-best of 56'8.75"</li></ul>			
	<b>70 CADE McCONNELL</b> OL • 6-5 • 315 • Jr.	<ul style="list-style-type: none"><li>• Did not see the field in two seasons at Minnesota (2022-23)</li><li>• Consensus three-star recruit out of high school</li><li>• Named all-state by The Oklahoman as a senior</li><li>• Father, Aaron, played at Pittsburg State when Tim Beck was the offensive coordinator</li><li>• Aaron went on to play in the NFL for the Titans and Falcons, as well as the Arena League for the Nashville Kats</li></ul>	<b>TOP GAMES</b>  PFF Pass Block PFF Run Block	<b>2024</b> 79.4 vs. Alcorn State 60.0 vs. LSU	<b>Career</b> 79.4 vs. Alcorn State 2024 60.0 vs. LSU 2024

COMMODORE CAPSULES

	<div><b>71 GAGE PITCHFORD</b> OL • 6-6 • 315 • Gr.</div> <table><tr><td></td><td>GP</td><td>GS</td><td>Snaps</td><td>PFF&gt;PBLK</td><td>RBLK</td><td>Pen (Dec/Off)</td></tr><tr><td>2024</td><td>11</td><td>0</td><td>50</td><td>70.6</td><td>59.5</td><td>1 (0)</td></tr><tr><td>Career</td><td>32</td><td>8</td><td>914</td><td></td><td></td><td>3 (1)</td></tr></table> <div><ul style="list-style-type: none"><li>• Played in all 12 games last season, primarily at right guard</li><li>• Posted a PFF pass block grade of 75 or better in four games, including vs. No. 1 Georgia</li><li>• Did not allow a sack last season, per PFF</li><li>• Three-time Academic Honor Roll selection graduated in May 2024 with a degree in engineering science</li></ul></div>		GP	GS	Snaps	PFF>PBLK	RBLK	Pen (Dec/Off)	2024	11	0	50	70.6	59.5	1 (0)	Career	32	8	914			3 (1)	<div>TOP GAMES</div> <div>PFF Pass Block PFF Run Block</div>	<div>2024</div> <div>70.6 vs. Alcorn State 59.5 vs. Alcorn State</div>	<div>Career</div> <div>84.3 vs. Ole Miss 2022 70.6 vs. Missouri 2023</div>									
	GP	GS	Snaps	PFF>PBLK	RBLK	Pen (Dec/Off)																												
2024	11	0	50	70.6	59.5	1 (0)																												
Career	32	8	914			3 (1)																												
	<div><b>72 JOSH RAYMOND</b> OL • 6-4 • 298 • Fr.</div> <div><ul style="list-style-type: none"><li>• Unanimous three-star prospect</li><li>• Under Armour All-American as a senior</li><li>• Helped high school to regional finals in 2022</li></ul></div>																																	
	<div><b>73 CHARLIE CLARK</b> OL • 6-7 • 316 • Sr.</div> <table><tr><td></td><td>GP</td><td>GS</td><td>Snaps</td><td>PFF&gt;PBLK</td><td>RBLK</td><td>Pen (Dec/Off)</td></tr><tr><td>2024</td><td>12</td><td>0</td><td>65</td><td></td><td>57.7</td><td>0 (0)</td></tr><tr><td>Career</td><td>23</td><td>0</td><td>112</td><td></td><td></td><td>0 (0)</td></tr></table> <div><ul style="list-style-type: none"><li>• Played in 11 games in 2023, mostly on special teams</li><li>• Two-time SEC Academic Honor Roll selection</li></ul></div>		GP	GS	Snaps	PFF>PBLK	RBLK	Pen (Dec/Off)	2024	12	0	65		57.7	0 (0)	Career	23	0	112			0 (0)	<div>TOP GAMES</div> <div>PFF Pass Block PFF Run Block</div>	<div>2024</div> <div>57.7 vs. Alcorn State</div>	<div>Career</div> <div>74.1 vs. Alabama A&amp;M 2023 60.2 vs. Hawai'i 2022</div>									
	GP	GS	Snaps	PFF>PBLK	RBLK	Pen (Dec/Off)																												
2024	12	0	65		57.7	0 (0)																												
Career	23	0	112			0 (0)																												
	<div><b>74 CAMERON BOSEN</b> OL • 6-6 • 318 • Fr. • BOW-sen</div> <div><ul style="list-style-type: none"><li>• Won National Football Foundation Charles W. Hawkins Scholar-Athlete Award</li><li>• Honorable mention all-region and TACA East-West All-Star as a senior</li><li>• Played bass and cello in high school orchestra</li></ul></div>																																	
	<div><b>75 MISAEL SANDOVAL</b> OL • 6-7 • 337 • So. • MEE-sah san-dah-VAL</div> <table><tr><td></td><td>GP</td><td>GS</td><td>Snaps</td><td>PFF&gt;PBLK</td><td>RBLK</td><td>Pen (Dec/Off)</td></tr><tr><td>2024</td><td>12</td><td>0</td><td>57</td><td>70.4</td><td>60.1</td><td>0 (0)</td></tr><tr><td>Career</td><td>12</td><td>0</td><td>57</td><td></td><td></td><td>0 (0)</td></tr></table> <div><ul style="list-style-type: none"><li>• Did not see the field as a freshman</li><li>• Three-star prospect by On3, 247Sports and ESPN</li><li>• Was the No. 109 offensive tackle in the class per ESPN</li></ul></div>		GP	GS	Snaps	PFF>PBLK	RBLK	Pen (Dec/Off)	2024	12	0	57	70.4	60.1	0 (0)	Career	12	0	57			0 (0)	<div>TOP GAMES</div> <div>PFF Pass Block PFF Run Block</div>	<div>2024</div> <div>70. 4 vs. Alcorn State 60.1 vs. Alcorn State</div>	<div>Career</div> <div>70. 4 vs. Alcorn State 2024 60.1 vs. Alcorn State 2024</div>									
	GP	GS	Snaps	PFF>PBLK	RBLK	Pen (Dec/Off)																												
2024	12	0	57	70.4	60.1	0 (0)																												
Career	12	0	57			0 (0)																												
	<div><b>76 GRAYSON MORGAN</b> OL • 6-5 • 292 • Jr.</div> <table><tr><td></td><td>GP</td><td>GS</td><td>Snaps</td><td>PFF&gt;PBLK</td><td>RBLK</td><td>Pen (Dec/Off)</td></tr><tr><td>2023</td><td>7</td><td>4</td><td>212</td><td>70.2</td><td>62.1</td><td>3 (0)</td></tr><tr><td>Career</td><td>8</td><td>4</td><td>223</td><td></td><td></td><td>3 (0)</td></tr></table> <div><ul style="list-style-type: none"><li>• Played in seven games and made four starts in 2023</li><li>• Earned a PFF pass block grade of at least 70 in four games</li><li>• Played in one game as a freshman in 2022, making 11 offensive snaps at center in win at Hawai'i</li><li>• Went to state championship game in football and won state title in basketball during prep career (starting center in basketball)</li></ul></div>		GP	GS	Snaps	PFF>PBLK	RBLK	Pen (Dec/Off)	2023	7	4	212	70.2	62.1	3 (0)	Career	8	4	223			3 (0)	<div>TOP GAMES</div> <div>PFF Pass Block PFF Run Block</div>	<div>2024</div>	<div>Career</div> <div>79.7 vs. Alabama A&amp;M 2023 82.7 vs. Alabama A&amp;M 2023</div>									
	GP	GS	Snaps	PFF>PBLK	RBLK	Pen (Dec/Off)																												
2023	7	4	212	70.2	62.1	3 (0)																												
Career	8	4	223			3 (0)																												
	<div><b>77 DAVID SIEGEL</b> OL • 6-6 • 300 • Jr. • SEE-gul</div> <table><tr><td></td><td>GP</td><td>GS</td><td>Snaps</td><td>PFF&gt;PBLK</td><td>RBLK</td><td>Pen (Dec/Off)</td></tr><tr><td>2023</td><td>1</td><td>0</td><td>4</td><td>--</td><td>50.2</td><td>0 (0)</td></tr><tr><td>Career</td><td>5</td><td>0</td><td>4</td><td></td><td></td><td>0 (0)</td></tr></table> <div><ul style="list-style-type: none"><li>• Played in one game as a sophomore after appearing in four as a freshman</li><li>• Rated one of the top 100 offensive tackles in signing class by On3</li><li>• Blocked for the top offense in prep football as a senior, leading Hun School to a 9-0 record</li></ul></div>		GP	GS	Snaps	PFF>PBLK	RBLK	Pen (Dec/Off)	2023	1	0	4	--	50.2	0 (0)	Career	5	0	4			0 (0)	<div>TOP GAMES</div> <div>PFF Pass Block PFF Run Block</div>	<div>2024</div>	<div>Career</div> <div>50.2 vs. Alabama A&amp;M 2023</div>									
	GP	GS	Snaps	PFF>PBLK	RBLK	Pen (Dec/Off)																												
2023	1	0	4	--	50.2	0 (0)																												
Career	5	0	4			0 (0)																												
	<div><b>78 KEEGAN WECHSLER</b> OL • 6-2 • 281 • So. • WEX-ler</div> <div><ul style="list-style-type: none"><li>• Did not see the field as a freshman in 2023</li><li>• Earned all-district honors as both an offensive lineman and defensive lineman as a senior in high school</li><li>• Also played baseball and track</li><li>• Both parents played collegiate soccer</li></ul></div>																																	
	<div><b>79 CONOR WEASLER</b> P • 6-0 • 181 • So. • WEEZ-ler</div> <div><ul style="list-style-type: none"><li>• Did not see game action in 2023</li></ul></div>																																	
	<div><b>80 TRISTEN BROWN</b> WR • 5-10 • 185 • Fr.</div> <table><tr><td></td><td>GP</td><td>GS</td><td>Rec</td><td>Yds</td><td>TD</td><td>Long</td><td>Rec/G</td><td>YPC</td><td>Yds/G</td></tr><tr><td>2024</td><td>9</td><td>0</td><td>3</td><td>27</td><td>0</td><td>11</td><td>0.3</td><td>9</td><td>3.0</td></tr><tr><td>Career</td><td>9</td><td>0</td><td>3</td><td>27</td><td>0</td><td>11</td><td>0.3</td><td>9</td><td>3.0</td></tr></table> <div><ul style="list-style-type: none"><li>• Unanimous three-star prospect</li><li>• Named district offensive MVP as a junior and senior</li><li>• Caught 98 passes for 2,275 yards and 28 touchdowns during prep career</li><li>• Averaged 42.6 yards on kickoff returns as a junior</li></ul></div>		GP	GS	Rec	Yds	TD	Long	Rec/G	YPC	Yds/G	2024	9	0	3	27	0	11	0.3	9	3.0	Career	9	0	3	27	0	11	0.3	9	3.0	<div>TOP GAMES</div> <div>Receiving Yards Receiving TDs Longest Reception</div>	<div>2024</div> <div>27 vs. Alcorn State 11 vs. Alcorn State</div>	<div>Career</div> <div>27 vs. Alcorn State 2024 11 vs. Alcorn State 2024</div>
	GP	GS	Rec	Yds	TD	Long	Rec/G	YPC	Yds/G																									
2024	9	0	3	27	0	11	0.3	9	3.0																									
Career	9	0	3	27	0	11	0.3	9	3.0																									
	<div><b>81 HUTCH BAIRD</b> WR • 6-1 • 197 • Sr.</div> <table><tr><td></td><td>GP</td><td>GS</td><td>Rec</td><td>Yds</td><td>TD</td><td>Long</td><td>Rec/G</td><td>YPC</td><td>Yds/G</td></tr><tr><td>2021</td><td>6</td><td>0</td><td>0</td><td>0</td><td>0</td><td>0</td><td>0</td><td>0</td><td>0</td></tr><tr><td>Career</td><td>6</td><td>0</td><td>0</td><td>0</td><td>0</td><td>0</td><td>0</td><td>0</td><td>0</td></tr></table> <div><ul style="list-style-type: none"><li>• Has not seen the field at Vandy</li><li>• SEC Academic Honor Roll in 2023</li><li>• Played in six games during freshman season at Johns Hopkins</li><li>• Played football and ran track in high school, helping Mentor to at least the state semifinals in football during three of four years</li><li>• Mother, Lynn, played soccer at TCU</li></ul></div>		GP	GS	Rec	Yds	TD	Long	Rec/G	YPC	Yds/G	2021	6	0	0	0	0	0	0	0	0	Career	6	0	0	0	0	0	0	0	0			
	GP	GS	Rec	Yds	TD	Long	Rec/G	YPC	Yds/G																									
2021	6	0	0	0	0	0	0	0	0																									
Career	6	0	0	0	0	0	0	0	0																									
	<div><b>82 BRYCEN COLEMAN</b> WR • 6-5 • 210 • Fr.</div> <table><tr><td></td><td>GP</td><td>GS</td><td>Rec</td><td>Yds</td><td>TD</td><td>Long</td><td>Rec/G</td><td>YPC</td><td>Yds/G</td></tr><tr><td>2024</td><td>4</td><td>0</td><td>0</td><td>0</td><td>0</td><td>0</td><td>0</td><td>0</td><td>0</td></tr><tr><td>Career</td><td>4</td><td>0</td><td>0</td><td>0</td><td>0</td><td>0</td><td>0</td><td>0</td><td>0</td></tr></table> <div><ul style="list-style-type: none"><li>• Four-star prospect per 247Sports</li><li>• Ranked among the top-65 players in the class by 247 and ESPN</li><li>• Had 72 catches for 1,158 yards and 241 carries for 1,854 yards during prep career, totaling 41 touchdowns</li><li>• Also played basketball and baseball</li><li>• Mother, Mel, played basketball at Oneonta State</li><li>• Father, Jake, played basketball and football at Salisbury</li></ul></div>		GP	GS	Rec	Yds	TD	Long	Rec/G	YPC	Yds/G	2024	4	0	0	0	0	0	0	0	0	Career	4	0	0	0	0	0	0	0	0	<div>TOP GAMES</div>	<div>2024</div>	<div>Career</div>
	GP	GS	Rec	Yds	TD	Long	Rec/G	YPC	Yds/G																									
2024	4	0	0	0	0	0	0	0	0																									
Career	4	0	0	0	0	0	0	0	0																									







COMMODORE CAPSULES



	<b>83 DEREK KEE</b> WR • 6-4 • 190 • So.	<ul style="list-style-type: none"><li>• Regional offensive player of the year as a senior in high school</li><li>• Set the school record for receiving yards and receiving touchdowns in a season</li><li>• Recorded a 4.0 GPA in high school and graduated first in his class</li></ul>																																		
	<b>84 KAMREAN JOHNSON</b> TE • 6-5 • 230 • So. • <i>KAM-ren</i>	<table><tr><th></th><th>GP</th><th>GS</th><th>Rec</th><th>Yds</th><th>TD</th><th>Long</th><th>Rec/G</th><th>YPC</th><th>Yds/G</th></tr><tr><td>2024</td><td>12</td><td>2</td><td>1</td><td>6</td><td>1</td><td>6</td><td>0.1</td><td>6.0</td><td>0.5</td></tr><tr><td>Career</td><td>24</td><td>2</td><td>11</td><td>105</td><td>3</td><td>17</td><td>0.5</td><td>9.5</td><td>4.4</td></tr></table>		GP	GS	Rec	Yds	TD	Long	Rec/G	YPC	Yds/G	2024	12	2	1	6	1	6	0.1	6.0	0.5	Career	24	2	11	105	3	17	0.5	9.5	4.4	<ul style="list-style-type: none"><li>• Played in all 12 games as a freshman</li><li>• Honorable mention All-SEC specialist (College Football Network)</li><li>• Caught first career TD against Alabama A&amp;M</li><li>• Also had a touchdown grab against Kentucky</li><li>• Three-star prospect played receiver in high school</li><li>• Also played basketball</li></ul>	<b>TOP GAMES</b>  Receiving Yards Receiving TDs Longest Reception	<b>2024</b>  6 vs. Alabama 1 vs. Alabama 6 vs. Alabama	<b>Career</b>  22 vs. Tennessee 2023 1 three times 17 vs. Alabama A&M 2023
	GP	GS	Rec	Yds	TD	Long	Rec/G	YPC	Yds/G																											
2024	12	2	1	6	1	6	0.1	6.0	0.5																											
Career	24	2	11	105	3	17	0.5	9.5	4.4																											
	<b>85 LANDON WELLS</b> WR • 5-10 • 180 • Jr.	<table><tr><th></th><th>GP</th><th>GS</th><th>Rec</th><th>Yds</th><th>TD</th><th>Long</th><th>Rec/G</th><th>YPC</th><th>Yds/G</th></tr><tr><td>2024</td><td>1</td><td>0</td><td>0</td><td>0</td><td>0</td><td>0</td><td>0</td><td>0</td><td>0</td></tr><tr><td>Career</td><td>1</td><td>0</td><td>0</td><td>0</td><td>0</td><td>0</td><td>0</td><td>0</td><td>0</td></tr></table>		GP	GS	Rec	Yds	TD	Long	Rec/G	YPC	Yds/G	2024	1	0	0	0	0	0	0	0	0	Career	1	0	0	0	0	0	0	0	0	<ul style="list-style-type: none"><li>• SEC Academic Honor Roll in 2023</li><li>• Played quarterback at Brentwood Academy, helping team to state quarterfinals as a senior</li></ul>	<b>TOP GAMES</b>  Receiving Yards Receiving TDs Longest Reception	<b>2024</b>	<b>Career</b>
	GP	GS	Rec	Yds	TD	Long	Rec/G	YPC	Yds/G																											
2024	1	0	0	0	0	0	0	0	0																											
Career	1	0	0	0	0	0	0	0	0																											
	<b>86 WITT EDWARDS</b> WR • 6-5 • 200 • Fr.		<ul style="list-style-type: none"><li>• Four-star prospect per 247Sports and ESPN</li><li>• Played both wide receiver and outside linebacker in high school</li><li>• Rated a top-10 player in Oklahoma by all four services</li><li>• Named to the 2023 Freaks List by 247Sports</li><li>• Also wrestled in high school</li><li>• Dad and brother both wrestled at Oklahoma State</li></ul>																																	
	<b>87 JOSEPH McVAY</b> WR • 6-1 • 200 • Fr.	<table><tr><th></th><th>GP</th><th>GS</th><th>Rec</th><th>Yds</th><th>TD</th><th>Long</th><th>Rec/G</th><th>YPC</th><th>Yds/G</th></tr><tr><td>2024</td><td>4</td><td>0</td><td>1</td><td>65</td><td>1</td><td>65</td><td>0.3</td><td>65</td><td>16.3</td></tr><tr><td>Career</td><td>4</td><td>0</td><td>1</td><td>65</td><td>1</td><td>65</td><td>0.3</td><td>65</td><td>16.3</td></tr></table>		GP	GS	Rec	Yds	TD	Long	Rec/G	YPC	Yds/G	2024	4	0	1	65	1	65	0.3	65	16.3	Career	4	0	1	65	1	65	0.3	65	16.3	<ul style="list-style-type: none"><li>• Four-star prospect per 247Sports</li><li>• Unanimously ranked one of the top-100 receivers in the class</li><li>• Played both receiver and safety in high school</li><li>• Named to 2023 Freaks List by 247Sports</li><li>• Also played basketball and competed in track and field</li><li>• Owned a PR of 6'6" in the high jump</li></ul>	<b>TOP GAMES</b>  Receiving Yards Receiving TDs Longest Reception	<b>2024</b>  65 vs. Missouri 1 vs. Missouri 65 vs. Missouri	<b>Career</b>  65 vs. Missouri 2024 1 vs. Missouri 2024 65 vs. Missouri 2024
	GP	GS	Rec	Yds	TD	Long	Rec/G	YPC	Yds/G																											
2024	4	0	1	65	1	65	0.3	65	16.3																											
Career	4	0	1	65	1	65	0.3	65	16.3																											
	<b>88 BOSKI BARRETT</b> WR • 5-11 • 175 • Fr. • <i>BO-ski</i>		<ul style="list-style-type: none"><li>• Unanimous three-star prospect</li><li>• Rated among the top-100 receivers in the class by ESPN, 247 and On3</li><li>• Finalist for Tennessee Mr. Football (Division II, Class AA)</li><li>• Played both sides of the ball, leading Knox County in both interceptions (nine) and touchdowns (16) as a senior</li></ul>																																	
	<b>88 BROCK TAYLOR</b> K • 6-1 • 161 • So.	<table><tr><th></th><th>GP</th><th>KO</th><th>Yds.</th><th>Avg.</th><th>TB</th><th>PAT</th><th>FG</th><th>Long</th></tr><tr><td>2024</td><td>12</td><td>38</td><td>2335</td><td>61.4</td><td>21</td><td>34</td><td>18-21</td><td>57</td></tr><tr><td>Career</td><td>12</td><td>38</td><td>2335</td><td>61.4</td><td>21</td><td>34</td><td>18-21</td><td>57</td></tr></table>		GP	KO	Yds.	Avg.	TB	PAT	FG	Long	2024	12	38	2335	61.4	21	34	18-21	57	Career	12	38	2335	61.4	21	34	18-21	57	<ul style="list-style-type: none"><li>• Two-time SEC Special Teams Player of the Week (Oct. 7, Oct. 14)</li><li>• Did not play as a freshman in 2023</li><li>• Unanimous three-star prospect out of high school</li><li>• Ranked the No. 5 kicker in his class by 247Sports</li><li>• Five-star kicking prospect per Kohl's Kicking</li><li>• Special Teams MVP for Division II-AAA East (Main Street Preps)</li><li>• Made a game-winning PAT with no time on the clock to beat Nashville Father Ryan, 43-42, during his senior year</li></ul>	<b>TOP GAMES</b>  Field Goals Long	<b>2024</b>  3 vs. Ball State 57 vs. Missouri	<b>Career</b>  3 vs. Ball State 2024 57 vs. Missouri 2024			
	GP	KO	Yds.	Avg.	TB	PAT	FG	Long																												
2024	12	38	2335	61.4	21	34	18-21	57																												
Career	12	38	2335	61.4	21	34	18-21	57																												
	<b>90 TED GREGOIRE</b> DL • 6-3 • 327 • So. • <i>gre-GORE</i>	<table><tr><th></th><th>GP</th><th>GS</th><th>Tackles</th><th>TFL</th><th>Sack</th><th>FF</th><th>PD</th><th>INT</th><th>TD</th></tr><tr><td>2024</td><td>1</td><td>0</td><td>0</td><td>0</td><td>0</td><td>0</td><td>0</td><td>0</td><td>0</td></tr><tr><td>Career</td><td>1</td><td>0</td><td>0</td><td>0</td><td>0</td><td>0</td><td>0</td><td>0</td><td>0</td></tr></table>		GP	GS	Tackles	TFL	Sack	FF	PD	INT	TD	2024	1	0	0	0	0	0	0	0	0	Career	1	0	0	0	0	0	0	0	0	<ul style="list-style-type: none"><li>• Did not play as a true freshman in 2023</li><li>• Unanimous three-star prospect out of high school</li><li>• Unanimous top-30 prospect from New Jersey</li><li>• Played offensive tackle, wide receiver, tight end, defensive end and defensive tackle during high school career</li><li>• Also played basketball</li></ul>	<b>TOP GAMES</b>  Tackles Sacks Passes Defended	<b>2024</b>	<b>Career</b>
	GP	GS	Tackles	TFL	Sack	FF	PD	INT	TD																											
2024	1	0	0	0	0	0	0	0	0																											
Career	1	0	0	0	0	0	0	0	0																											
	<b>91 CHRISTIAN JAMES</b> DL • 6-4 • 290 • Gr.	<table><tr><th></th><th>GP</th><th>GS</th><th>Tackles</th><th>TFL</th><th>Sack</th><th>FF</th><th>PD</th><th>INT</th><th>TD</th></tr><tr><td>2024</td><td>10</td><td>1</td><td>20</td><td>2</td><td>0</td><td>0</td><td>1</td><td>0</td><td>0</td></tr><tr><td>Career</td><td>48</td><td>21</td><td>98</td><td>11.5</td><td>2</td><td>0</td><td>5</td><td>0</td><td>0</td></tr></table>		GP	GS	Tackles	TFL	Sack	FF	PD	INT	TD	2024	10	1	20	2	0	0	1	0	0	Career	48	21	98	11.5	2	0	5	0	0	<ul style="list-style-type: none"><li>• Has played in 38 career games with 20 starts entering his sixth year at Vanderbilt</li><li>• Redshirted as a freshman in 2019 and did not lose eligibility during Covid season in 2020</li><li>• Two-time SEC Academic Honor Roll selection has already earned two degrees from Vanderbilt</li></ul>	<b>TOP GAMES</b>  Tackles Sacks Passes Defended	<b>2024</b>  3 four times 1 vs. Missouri	<b>Career</b>  5 twice 1 vs. Kentucky 2022 1 five times
	GP	GS	Tackles	TFL	Sack	FF	PD	INT	TD																											
2024	10	1	20	2	0	0	1	0	0																											
Career	48	21	98	11.5	2	0	5	0	0																											
	<b>92 EVAN HERRMANN</b> DL • 6-6 • 225 • So.		<ul style="list-style-type: none"><li>• Did not see the field as a freshman in 2023</li><li>• Rated a three-star prep prospect by On3 and 247Sports</li><li>• Top prospect in Wisconsin in his class per On3</li><li>• All-Wisconsin player as a senior (Associated Press)</li><li>• Also played baseball and ran track</li><li>• All-state in 110-meter hurdles (14.94 PR)</li></ul>																																	
	<b>94 BRADLEY MANN</b> DL • 6-6 • 288 • Jr.	<table><tr><th></th><th>GP</th><th>GS</th><th>Tackles</th><th>TFL</th><th>Sack</th><th>FF</th><th>PD</th><th>INT</th><th>TD</th></tr><tr><td>2024</td><td>9</td><td>0</td><td>9</td><td>1</td><td>0</td><td>0</td><td>0</td><td>0</td><td>0</td></tr><tr><td>Career</td><td>24</td><td>0</td><td>24</td><td>5.5</td><td>1</td><td>0</td><td>0</td><td>0</td><td>0</td></tr></table>		GP	GS	Tackles	TFL	Sack	FF	PD	INT	TD	2024	9	0	9	1	0	0	0	0	0	Career	24	0	24	5.5	1	0	0	0	0	<ul style="list-style-type: none"><li>• Played in all 12 games as a sophomore, making 12 tackles</li><li>• Made first career sack against Auburn in 2023</li><li>• Three-star prospect out of high school, helped team to back-to-back state title game appearances in 2019 and 2020</li><li>• Also played lacrosse in high school</li></ul>	<b>TOP GAMES</b>  Tackles Sacks Tackles for Loss	<b>2024</b>  3 vs. Alcorn State 1 vs. Ball State	<b>Career</b>  3 twice 1 vs. Auburn 2023 1.5 vs. Hawai'i 2023
	GP	GS	Tackles	TFL	Sack	FF	PD	INT	TD																											
2024	9	0	9	1	0	0	0	0	0																											
Career	24	0	24	5.5	1	0	0	0	0																											
	<b>95 LINUS ZUNK</b> DL • 6-6 • 263 • Jr.	<table><tr><th></th><th>GP</th><th>GS</th><th>Tackles</th><th>TFL</th><th>Sack</th><th>FF</th><th>PD</th><th>INT</th><th>TD</th></tr><tr><td>2024</td><td>12</td><td>1</td><td>15</td><td>2.5</td><td>1.5</td><td>0</td><td>1</td><td>0</td><td>0</td></tr><tr><td>Career</td><td>21</td><td>1</td><td>22</td><td>4.0</td><td>2.0</td><td>0</td><td>1</td><td>0</td><td>0</td></tr></table>		GP	GS	Tackles	TFL	Sack	FF	PD	INT	TD	2024	12	1	15	2.5	1.5	0	1	0	0	Career	21	1	22	4.0	2.0	0	1	0	0	<ul style="list-style-type: none"><li>• Played in nine games last fall with seven tackles</li><li>• Two-time SEC Academic Honor Roll</li><li>• Three-star prospect out of Rabun Gap-Nacoochee</li><li>• Native of Berlin, Germany, played football for just two years at Rabun Gap</li><li>• Made 77 tackles as a senior</li></ul>	<b>TOP GAMES</b>  Tackles Sacks Tackles for Loss	<b>2024</b>  5 vs. South Carolina 1.5 vs. Virginia Tech 2.5 vs. Virginia Tech	<b>Career</b>  5 vs. South Carolina 2024 1.5 vs. Virginia Tech 2024 2.5 vs. Virginia Tech 2024
	GP	GS	Tackles	TFL	Sack	FF	PD	INT	TD																											
2024	12	1	15	2.5	1.5	0	1	0	0																											
Career	21	1	22	4.0	2.0	0	1	0	0																											



COMMODORE CAPSULES

	<div><div>96 KHORDAE SYDNOR</div><div>DL • 6-4 • 266 • Sr. • <i>core-DAY SID-nor</i></div><table><tr><th></th><th>GP</th><th>GS</th><th>Tackles</th><th>TFL</th><th>Sack</th><th>FF</th><th>PD</th><th>INT</th><th>TD</th></tr><tr><td>2024</td><td>10</td><td>10</td><td>12</td><td>5.5</td><td>4</td><td>0</td><td>1</td><td>0</td><td>0</td></tr><tr><td>Career</td><td>36</td><td>11</td><td>39</td><td>14.5</td><td>10.5</td><td>0</td><td>2</td><td>0</td><td>0</td></tr></table></div> <div><ul style="list-style-type: none"><li>• Competed at Purdue for three seasons (2021-23)</li><li>• Played in 10 games last fall for the Boilermakers, making five tackles</li><li>• Played in all 14 games in 2022, making 22 tackles, 6.5 for loss</li><li>• College Football News Freshman All-American (redshirt freshman in 2022)</li><li>• Academic All-Big Ten</li></ul></div> <div><div>TOP GAMES</div><div>Tackles Sacks</div></div> <div><div>2024</div><div>3 twice 1 four times</div></div> <div><div>Career</div><div>4 twice 2 twice</div></div>		GP	GS	Tackles	TFL	Sack	FF	PD	INT	TD	2024	10	10	12	5.5	4	0	1	0	0	Career	36	11	39	14.5	10.5	0	2	0	0	
	GP	GS	Tackles	TFL	Sack	FF	PD	INT	TD																							
2024	10	10	12	5.5	4	0	1	0	0																							
Career	36	11	39	14.5	10.5	0	2	0	0																							
	<div><div>97 HAYDEN BRAY</div><div>EDGE • 6-4 • 277 • Gr.</div><table><tr><th></th><th>GP</th><th>GS</th><th>Tackles</th><th>TFL</th><th>Sack</th><th>FF</th><th>PD</th><th>INT</th><th>TD</th></tr><tr><td>2023</td><td>1</td><td>0</td><td>0</td><td>0</td><td>0</td><td>0</td><td>0</td><td>0</td><td>0</td></tr><tr><td>Career</td><td>1</td><td>0</td><td>0</td><td>0</td><td>0</td><td>0</td><td>0</td><td>0</td><td>0</td></tr></table></div> <div><ul style="list-style-type: none"><li>• Joined Vanderbilt in 2024 after competing at Oklahoma (2021-23)</li><li>• Appeared in one game for the Sooners vs. Tulsa in 2023</li><li>• Graduated from Oklahoma in three years</li><li>• Pursuing a master's of education in leadership and organizational performance at Vandy</li><li>• Two-time Texas state champion at Austin's Westlake High School</li></ul></div> <div><div>TOP GAMES</div><div></div></div> <div><div>2024</div><div></div></div> <div><div>Career</div><div></div></div>		GP	GS	Tackles	TFL	Sack	FF	PD	INT	TD	2023	1	0	0	0	0	0	0	0	0	Career	1	0	0	0	0	0	0	0	0	
	GP	GS	Tackles	TFL	Sack	FF	PD	INT	TD																							
2023	1	0	0	0	0	0	0	0	0																							
Career	1	0	0	0	0	0	0	0	0																							
	<div><div>98 DE'MARION THOMAS</div><div>DL • 6-2 • 334 • So. • <i>duh-MAR-e-on</i></div><table><tr><th></th><th>GP</th><th>GS</th><th>Tackles</th><th>TFL</th><th>Sack</th><th>FF</th><th>PD</th><th>INT</th><th>TD</th></tr><tr><td>2024</td><td>12</td><td>12</td><td>31</td><td>1.5</td><td>1</td><td>0</td><td>0</td><td>0</td><td>0</td></tr><tr><td>Career</td><td>22</td><td>12</td><td>38</td><td>2</td><td>1</td><td>0</td><td>0</td><td>0</td><td>0</td></tr></table></div> <div><ul style="list-style-type: none"><li>• Played in 10 games as a true freshman</li><li>• Unanimous three-star prospect out of high school</li><li>• Helped Union to an 11-1 record with only loss in state semifinals as a senior</li><li>• Made 53 tackles as a junior while also starting at left guard on the offensive line</li></ul></div> <div><div>TOP GAMES</div><div>Tackles Tackles for Loss Sack</div></div> <div><div>2024</div><div>4 four times 1 vs. Ball State 1 vs. Ball State</div></div> <div><div>Career</div><div>4 four times 1 vs. Ball State 2024 1 vs. Ball State 2024</div></div>		GP	GS	Tackles	TFL	Sack	FF	PD	INT	TD	2024	12	12	31	1.5	1	0	0	0	0	Career	22	12	38	2	1	0	0	0	0	
	GP	GS	Tackles	TFL	Sack	FF	PD	INT	TD																							
2024	12	12	31	1.5	1	0	0	0	0																							
Career	22	12	38	2	1	0	0	0	0																							
	<div><div>99 DEVIN LEE</div><div>DL • 6-2 • 290 • Sr.</div><table><tr><th></th><th>GP</th><th>GS</th><th>Tackles</th><th>TFL</th><th>Sack</th><th>FF</th><th>PD</th><th>INT</th><th>TD</th></tr><tr><td>2024</td><td>4</td><td>0</td><td>1</td><td>0</td><td>0</td><td>0</td><td>0</td><td>0</td><td>0</td></tr><tr><td>Career</td><td>32</td><td>11</td><td>35</td><td>5.5</td><td>2</td><td>0</td><td>1</td><td>0</td><td>0</td></tr></table></div> <div><ul style="list-style-type: none"><li>• Played in 28 career games with 11 starts</li><li>• Has appeared in the last 21 games</li><li>• Made 34 career tackles</li></ul></div> <div><div>TOP GAMES</div><div>Tackles Sacks Tackles for Loss Passes Defended</div></div> <div><div>2024</div><div>1 vs. Missouri</div></div> <div><div>Career</div><div>4 vs. Missouri 2022 1 vs. Missouri 2022 2 vs. Missouri 2022 1 vs. Tennessee 2021</div></div>		GP	GS	Tackles	TFL	Sack	FF	PD	INT	TD	2024	4	0	1	0	0	0	0	0	0	Career	32	11	35	5.5	2	0	1	0	0	
	GP	GS	Tackles	TFL	Sack	FF	PD	INT	TD																							
2024	4	0	1	0	0	0	0	0	0																							
Career	32	11	35	5.5	2	0	1	0	0																							

GAME RECAPS  
GAME 1 Virginia Tech @ Vandy

	1	2	3	4	OT	TOT
	0	3	10	14	0	<b>27</b>
	3	14	3	7	7	<b>34</b>

DATE Aug. 31 SITE FirstBank Stadium (Nashville, Tenn.)

KICKOFF 11:07 a.m. END 2:48 p.m. ELAPSED 3:40  
ATTENDANCE 28,934 WEATHER Sunny 88 F/Wind W 2 MPH

OVERTIME VICTORY TO OPEN 2024

NASHVILLE, Tenn. - Quarterback Diego Pavia scored three touchdowns and posted 294 total yards of offense to lead the Vanderbilt Commodores to a 34-27 win over RV/RV Virginia Tech in overtime in its 2024 season opener at FirstBank Stadium.

The Commodores won their third-straight season opener, as Vanderbilt collected its first victory over a team receiving votes since Nov. 12, 2022, when the Dores knocked off RV/24 Kentucky at Kroger Field.

Pavia, the 2023 CUSA Player of the Year and transfer from New Mexico State, threw for 190 yards and added 104 yards on the ground. Pavia went 12-of-16 and threw for two scores, while rushing for a third. He is the first Commodore to have over 100 passing yards and 100 rushing yards in a game since Mike Wright against Missouri on Oct. 30, 2021.

Vandy scored on its first three offensive possessions to take a 17-0 lead, and held the Hokies scoreless for the first 29 minutes of the first half, only allowing a 40-yard field goal with 52 seconds remaining before halftime. It was the first time Vanderbilt did not allow a touchdown to an FBS opponent in the first half since Sept. 28, 2019, against Northern Illinois.

Senior Quincy Skinner Jr. hauled in four catches for a team-best 72 receiving yards and a touchdown. Junior Langston Patterson paced the Vandy defense with 10 tackles, leading the Commodores in tackles for the fifth-straight game. Junior Linus Zunk collected two sacks, while freshman Glenn Seabrooks III added an interception.

Virginia Tech scored the first points of the second half with a 24-yard touchdown from senior Bhayshul Tuten that cut the Commodore lead to 17-10 at the 12:42 mark of the third quarter. Vanderbilt responded with a 53-yard field goal from sophomore Brock Taylor to push its lead back out to 20-10 with 7:07 remaining in the third. Taylor's 53-yarder tied him with Joseph Bulovas for the fifth-longest field goal in school history.



The Hokies pulled even with the Dores early in the fourth quarter, as Tuten hauled in an 11-yard score from redshirt junior Kyrn Drones to tie the game up at 20-all with 10:12 left to play. Virginia Tech got the ball back at the 7:38 mark after a Vanderbilt punt. The Hokies went 97 yards on six plays to take a 27-20 lead with 4:21 remaining in regulation.

With the Commodores trailing 27-20 late in the fourth quarter, sophomore Sedrick Alexander hauled in a pass from Pavia for an 8-yard touchdown reception that made it 27-all with 1:51 remaining in regulation.



Vanderbilt received the ball first in overtime and marched 25 yards down the field in four plays to take a 34-27 lead, capped off by Pavia's 4-yard touchdown run.

With Virginia Tech facing a 4th-and-11 from the Vanderbilt 12-yard line, the Dores forced a rushed pass up the middle that came up incomplete to secure the victory for Vandy.



TEAM STATS

		
First Downs	21	20
Rushing Yards	75	181
Passing Yards	322	190
Total Offense	397	371
Punts-Yards	1-17	1-22
Kickoffs-Yards	4-96	2-50
Possession Time	25:28	34:32
Third Down	7-15	5-12
Fourth Down	1-2	1-1
Red Zone Scores-Chances (TD)	3-4	5-5
Sacks By (Number-Yards)	2-16	4-26
PAT	3-3	4-4
2-pt Conversions	0-0	0-0
Field Goals	2-2	2-3
Points off Turnovers	0	7

INDIVIDUAL LEADERS

		
Passing (Yds/C-A-I-TD)	Drones 322/22-33-1-2 Schlee 0/0-1-1-0	Pavia 190/12-16-0-2
Rushing (Att-Yds-TD)	Tuten 9-34-1 Drones 16-19-0	Pavia 26-104-1 Alexander 17-69-1
Receiving (Rec-Yds-TD)	Tuten 6-18-1 Lane 4-62-0	Skinner Jr. 4-72-1 Sherrill 3-34-0
Tackles (Solo-Tot)	Lawson 7-9 Phillips II 2-7	Patterson 4-10 Longwell 2-9
Sacks (No-Yds)	Woodson 1.0-11	Zunk 1.5-14

GAME 2 Alcorn State @ Vandy

	1	2	3	4	TOT
	0	0	0	0	<b>0</b>
	10	17	7	21	<b>55</b>

DATE Sept. 7 SITE FirstBank Stadium (Nashville, Tenn.)

KICKOFF 6:40 p.m. END 9:48 ELAPSED 3:08  
ATTENDANCE 24,080 WEATHER Sunny 74 F/Wind NE 10 MPH

SHUTOUT SATURDAY

NASHVILLE, Tenn. — It was all black and gold on Saturday night at FirstBank Stadium as Vanderbilt shut out Alcorn State 55-0, the first for the Commodores since beating East Tennessee State 38-0 in 2019.

The Commodore offense got started with a 35-yard field goal by Brock Taylor midway through the first quarter before quickly picking up on the following drives. A tight end-to-tight end reverse pass from Eli Stowers to a wide-open Cole Spence set him up for his first reception and touchdown in black and gold.

Quarterback Diego Pavia continued his hot start with the program, putting Vandy up 17-0 with a tip-toeing 5-yard touchdown run in the second quarter.

The Vanderbilt defense shut down any attempt by Alcorn State to get its offense going in the first half, limiting the Braves to just 28 total yards. CJ Taylor came down with the fourth interception of his career in the middle of the first quarter, setting up the eventual touchdown by Spence. That pick made it seven of the last eight games where Vanderbilt's defense has had at least one interception.

A rushing touchdown by Sedrick Alexander—his second of the season—came with five minutes remaining in the half. Alexander now has consecutive games with a rushing touchdown for the first time in his career. Taylor nailed a 46-yard field goal as time ran down in the half to make the Vanderbilt lead 27-0 heading into the locker room.



In the third quarter, AJ Newberry found himself in the end zone for the first time in his career following a 20-yard rush up the middle.

The fourth quarter saw a trio of scores by the Dores. Junior quarterback Nate Johnson took a keeper 58 yards for his first touchdown at Vanderbilt. The Commodores then struck twice within six seconds of game time—first off a 57-yard punt return by Martel Hight, followed by a pick-six by Alan "Taco" Wright on the first play of the ensuing Alcorn State drive. Hight's house call was the first punt return touchdown for Vanderbilt since Jonathan Krause took one back on Nov. 24, 2012, at Wake Forest.



Vanderbilt's 55 points are the most scored in a game since last season's win against Alabama A&M and the most in a shutout since a 58-0 victory against Presbyterian on Sept. 17, 2012. The Commodore defense kept the Braves at bay with only 71 total yards in the game. The last time Vandy held its opponent under 100 yards was when the defense limited Chattanooga to just 93 yards in 2003.

Vanderbilt heads to Atlanta to take on Georgia State at 6 pm C.T. next Saturday. The Commodores look to go 3-0 for the first time in the Clark Lea era.



TEAM STATS

		
First Downs	6	18
Rushing Yards	40	242
Passing Yards	31	100
Total Offense	71	342
Punts-Yards	8-316	2-111
Kickoffs-Yards	1-61	10-624
Possession Time	28:57	31:03
Third Down	1-11	6-10
Fourth Down	0-0	0-0
Red Zone Scores-Chances (TD)	0-0	5-5
Sacks By (Number-Yards)	2-15	1-3
PAT	0-0	7-7
2-pt Conversions	0-0	0-0
Field Goals	0-0	2-2
Points off Turnovers	0	14

INDIVIDUAL LEADERS

		
Passing (Yds/C-A-I-TD)	Vaughn 20/5-9-0-0 Hartsfield Jr. -3/14-1-0 Macon 14/2-3-1-0	Pavia 83/10-13-0-0 Stowers 17/1-1-0-1
Rushing (Att-Yds-TD)	Stewart 10-29-0 Macon 2-6-0	Johnson 2-69-1 Alexander 12-54-1 Newberry 6-54-1
Receiving (Rec-Yds-TD)	Griffin 2-14-0 Blakes 2-6-0	Brown 3-27-0 Skinner Jr. 2-14-0
Tackles (Solo-Tot)	Summerour 4-5 Dew 2-5	DiCosmo 3-7 Kollie 1-5
Sacks (No-Yds)	Edwards 1.0-8 Gibson 1.0-7	Kollie 1.0-3

GAME 3 Vandy @ Georgia State

	1	2	3	4	TOT
	0	10	0	22	<b>32</b>
	3	9	10	14	<b>36</b>

DATE Sept. 14 SITE Center Parc Stadium (Atlanta)

KICKOFF 7:02 p.m. ET END 10:46 p.m. ELAPSED 3:44  
ATTENDANCE 14,413 WEATHER Overcast 72 F/Wind E 13 MPH

DORES FALL SHORT

ATLANTA — Vanderbilt's fourth-quarter comeback came undone on Saturday, as Georgia State scored a touchdown in the game's closing seconds to hand the Commodores a 36-32 loss at Center Parc Stadium.

It is Vandy's first loss of the 2024 season, as the Dores now stand at 2-1 overall. The win improves Georgia State to 2-1.

Trailing by two scores late in the fourth quarter the Commodore offense went full steam. Vanderbilt posted back-to-back touchdowns in 1:15 to take its first lead at 32-29. Running back Sedrick Alexander rushed into the end zone from one-yard out with 1:14 left to play.

Georgia State answered by going 75 yards downfield in seven plays, finding the end zone in 59 seconds. The Panthers reclaimed the lead when quarterback Christian Veilleux found a streaking Ted Hurst for a 25-yard touchdown with 15 seconds left to play.



The Commodores could not find pay dirt on their final possession, as the clock expired with Vanderbilt at its 47-yard line after completing a 17-yard pass.

The Dores amassed 380 yards of total offense. Graduate student Diego Pavia had his first 300-yard game as a Commodore, as the quarterback collected 310 total yards of offense. Pavia tossed for a season-high 270 yards and added 40 yards on the ground. He threw for a pair of touchdowns against the Panthers, finding Junior Sherrill for an 8-yard score right before halftime, then connected with tight end Eli Stowers for an 18-yard touchdown early in the fourth quarter.



Stowers hauled in nine receptions for 110 yards, both marks are single-game highs by a Commodore this season. A total of seven Dores caught a pass on Saturday. Alexander rushed for a team-best 42 yards and a score on 11 carries, as he has recorded a touchdown in all three games this season. AJ Newberry collected a touchdown for the second-straight game, while he hauled in a two-point conversion on Vanderbilt's final touchdown. The running back also added a 53-yard reception in the second quarter, which is the longest reception by a Vandy player this season, that set up the Commodores' first touchdown.

Randon Fontenette led the Vandy defense with eight tackles. Aeneas DiCosmo and Bryan Longwell teamed up for a sack, while the Dores had five tackles for loss. Longwell recorded his first collegiate interception and had four tackles against the Panthers.



TEAM STATS

		
First Downs	23	25
Rushing Yards	110	157
Passing Yards	270	269
Total Offense	380	426
Punts-Yards	3-105	4-161
Kickoffs-Yards	7-452	7-453
Possession Time	27:22	32:38
Third Down	6-13	9-16
Fourth Down	1-2	0-0
Red Zone Scores-Chances (TD)	5-5	3-3
Sacks By (Number-Yards)	1-14	2-15
PAT	3-3	4-4
2-pt Conversions	1-1	0-0
Field Goals	1-1	2-3
Points off Turnovers	7	3

INDIVIDUAL LEADERS

		
Passing (Yds/C-A-I-TD)	Pavia 270/18-33-0-2	Veilleux 269/26-41-1-3
Rushing (Att-Yds-TD)	Alexander 11-42-1 Pavia 15-40-0	Brock 15-96-0 Ford 6-35-0
Receiving (Rec-Yds-TD)	Stowers 9-110-1 Newberry 1-53-0	Hurst 7-128-2 Fleming 6-49-0
Tackles (Solo-Tot)	Fontenette 4-8 K. Taylor 6-7	Swint 5-8 Robinson 3-7
Sacks (No-Yds)	Longwell 0.5-7 DiCosmo 0.5-7	Swint 2.0-15

GAME RECAPS  
GAME 4 Vandy @ Missouri

	1	2	3	4	1OT	2OT	TOT
	7	6	7	0	7	0	<b>27</b>
	7	3	10	0	7	3	<b>30</b>

**DATE** Sept. 21 **SITE** Memorial Stadium (Columbia, Mo.)

**KICKOFF** 3:20 p.m. **END** 7:01 p.m. **ELAPSED** 3:40  
**ATTENDANCE** 62,621 **WEATHER** Sunny 74F / Wind SE 4MPH

**DORES FALL IN DOUBLE OVERTIME**

**COLUMBIA, Mo.** — Blake Craig kicked a 37-yard field goal on the first possession of double overtime on Saturday to help lead No. 7/8 Missouri to a 30-27 victory over Vanderbilt at Faurot Field.

Craig's score came after Brady Cook found Luther Burden III for a 25-yard touchdown to send the game to a second extra period. The Commodores (2-2, 0-1 SEC) had an opportunity to tie the contest but saw a 31-yard field-goal attempt go wide left.

Cook finished 23-of-37 passing for 226 yards and two scores, with Burden posting six receptions for a game-high 76 yards while catch both of those touchdown passes. Nate Noel ran for 199 yards on 24 carries as well as the Tigers (4-0, 1-0) finished with 442 yards of total offense.

Diego Pavia countered with 178 yards and a pair of touchdown throws for the Dores, hitting 14-of-23 attempts, and he led Vandy after finishing with 84 yards on 17 rushes as well. Eli Stowers was his top target after catching seven balls for 57 yards, while Sedrick Alexander chipped in with 52 yards on 11 carries.



Bryan Longwell and Langston Patterson paced the Vanderbilt defense with 12 and 11 tackles, respectively, with Longwell credited with 2½ stops behind the line of scrimmage. Randon Fontenette supplied eight tackles and Martel Hight finished with seven also.

Marvin Burks has 12 tackles to pace the Tigers and share game-high honors with Longwell as the Tigers limited the Commodores to 324 total yards.



Missouri scored on its first two possessions of the second half, with Craig hitting a field goal from 54 yards out and Marcus Carroll adding a three-yard touchdown run less than three minutes later to give the Tigers their first lead, 20-13. The Commodores would even the score late in the third quarter when AJ Newberry reached the end zone from four yards out to cap an eight-play, 80-yard march by Vandy that took over five minutes off the clock.

Pavia gave the Dores an early 7-0 with a 65-yard touchdown pass to Joseph McVay less than six minutes into the contest, but when Mizzou answered on its ensuing possession with a 20-yard scoring pass from Cook to Burden the score was tied at the end of the opening period. Brock Taylor put Vandy back in front in the first 90 seconds of the second quarter after connecting on a 27-yard field goal, and following a 23-yard Craig field goal with just over a minute remaining in the half Taylor responded with a school-record 57-yard field goal as time expired to give the Commodores a 13-10 lead at the break.



**TEAM STATS**

		
<b>First Downs</b>	15	22
<b>Rushing Yards</b>	146	216
<b>Passing Yards</b>	178	226
<b>Total Offense</b>	326	442
<b>Punts-Yards</b>	6-280	3-115
<b>Kickoffs-Yards</b>	4-252	5-260
<b>Possession Time</b>	26:54	33:06
<b>Third Down</b>	4-14	7-17
<b>Fourth Down</b>	0-0	0-1
<b>Red Zone Scores-Chances (TD)</b>	2-2	3-4
<b>Sacks By (Number-Yards)</b>	3-13	1-12
<b>PAT</b>	3-3	3-3
<b>2-pt Conversions</b>	0-0	0-0
<b>Field Goals</b>	2-4	3-6
<b>Points off Turnovers</b>	0	0

**INDIVIDUAL LEADERS**

		
<b>Passing (Yds/C-A-I-TD)</b>	Pavia 178/14-23-0-2	Cook 226/23-37-0-2
<b>Rushing (Att-Yds-TD)</b>	Pavia 17-84-0 Alexander 11-52-0	Noel 24-199-0 Carroll 5-10-1
<b>Receiving (Rec-Yds-TD)</b>	Stowers 7-57-0 McVay 1-65-1	Burden 6-76-2 Wease 5-55-0
<b>Tackles (Solo-Tot)</b>	Longwell 6-12 Patterson 5-11	Burks 1-12 McClellan 2-7
<b>Sacks (No-Yds)</b>	Fontenette 1.0-7 Sydnor 1.0-5 Longwell 1.0-1	Hicks 1.0-12

GAME 5 Alabama @ Vandy

	1	2	3	4	TOT
	7	7	14	7	<b>35</b>
	13	10	7	10	<b>40</b>

**DATE** Oct. 5 **SITE** FirstBank Stadium (Nashville, Tenn.)

**KICKOFF** 3:20 p.m. **END** 6:47 p.m. **ELAPSED** 3:26  
**ATTENDANCE** 28,934 **WEATHER** Sunny 85F / Wind NE 4MPH

**THIS MAGIC MOMENT**

**NASHVILLE, Tenn.** — There are only a few times in one's life when they know they are witnessing history, and Vanderbilt's 40-35 win over No. 1/2-ranked Alabama on Saturday was just that for a sell-out crowd at FirstBank Stadium.

The victory over the No. 1/2 Crimson Tide marks the first time in program history that the Commodores defeated the top-ranked team in the nation. Additionally, it is the school's first win over a top-five team.

Quarterback Diego Pavia collected 308 total yards in the win over the Tide, passing for 252 yards and two touchdowns. Tight end Eli Stowers had a game-high 113 receiving yards on six receptions.

The Dores outgained Alabama in rushing yards, 166-84, led by Sedrick Alexander's 64 yards. The sophomore added a pair of scores on the ground.

Vanderbilt controlled the clock for most of the night against Alabama, as Vandy held the ball for 42:08 compared to the Crimson Tide's 17:52.

The Dores never trailed the Tide on Saturday. Vandy opened the game with a 75-yard drive, as Alexander punched it in from seven yards out. The Vanderbilt defense extended the lead to 13-0 after Randon Fontenette's pick-six off a tipped pass by De'Rickey Wright.

Alabama got on the board at the 4:22 mark of the first quarter to make it a 13-7 contest. Vanderbilt answered as Alexander darted into the endzone to give the Dores a 20-7 lead.

Vanderbilt took a 23-14 lead late in the second quarter thanks to a 51-yard field goal by sophomore Brock Taylor.

Alabama bookended halftime with a pair of touchdowns of its own to make it a two-point game at 23-21 with 12:01 left in the third quarter.



Pavia led the Commodores down the field on the next possession, facing a 4th-and-1 at the Alabama 36-yard line. The Commodore quarterback lofted a pass down the field that found the hands of Junior Sherill in the endzone to make it a 30-21 contest late in the third.

Alabama punched back with a 58-yard dart to Ryan Williams to pull back within two points at 30-28. The Dores extended their lead to 33-28 midway through the fourth quarter after Taylor drilled a 33-yard field goal.

Pavia gave Vanderbilt a 40-28 lead with 5:26 left to play in the game after he found Kamrean Johnson for a six-yard score to cap off a 7-play, 53-yard drive that milked 4:29 off the clock.

The Crimson Tide responded again with a quick score to pull back within five points at 40-35 with 2:21 left in the contest. Vanderbilt was ran out the clock on the next possession to secure the historic five-point victory over the No. 1-ranked team in the nation.



**TEAM STATS**

		
<b>First Downs</b>	17	26
<b>Rushing Yards</b>	84	166
<b>Passing Yards</b>	310	252
<b>Total Offense</b>	394	418
<b>Punts-Yards</b>	2-87	2-76
<b>Kickoffs-Yards</b>	6-377	8-517
<b>Possession Time</b>	17:52	42:08
<b>Third Down</b>	3-7	12-18
<b>Fourth Down</b>	1-1	1-1
<b>Red Zone Scores-Chances (TD)</b>	4-4 (4)	4-4 (3)
<b>Sacks By (Number-Yards)</b>	0-0	3-11
<b>PAT</b>	5-5	4-5
<b>2-pt Conversions</b>	0-0	0-0
<b>Field Goals</b>	0-0	2-2
<b>Points off Turnovers</b>	0	6

**INDIVIDUAL LEADERS**

		
<b>Passing (Yds/C-A-I-TD)</b>	Milroe (310/18-24-1-1)	Pavia (252/16-20-0-2)
<b>Rushing (Att-Yds-TD)</b>	Miller (5-45-2) Haynes (6-23-0)	Alexander (21-64-2) Pavia (20-56-0)
<b>Receiving (Rec-Yds-TD)</b>	Williams (3-82-1) Bernard (3-70-0)	Stowers (6-113-0) Skinner Jr. (3-38-0)
<b>Tackles (Solo-Tot)</b>	Campbell (6-12) Moore (6-10)	Longwell (5-8) Patterson (2-7)
<b>Sacks (No-Yds)</b>		Rinaldi (1.0-3) Capers (1.0-8)

GAME 6 Vandy @ Kentucky

	1	2	3	4	TOT
	7	7	3	3	<b>20</b>
	0	7	0	6	<b>13</b>

**DATE** Oct. 12 **SITE** Kroger Field (Lexington, Ky.)

**KICKOFF** 6:55 p.m. CT **END** 11:18 p.m. **ELAPSED** 3:23  
**ATTENDANCE** 62,120 **WEATHER** Clear 70F / Wind SW 6MPH

**DORES ROLL ON**

**LEXINGTON, Ky.** – There was no hangover for the Vanderbilt football team coming off the biggest win in school history, as the Commodores won a 20-13 slugfest at Kentucky on Saturday to post back-to-back SEC wins.

Quarterback Diego Pavia threw for two touchdowns and amassed 196 total yards in the victory. Pavia completed 15-of-18 for 143 yards, tossed for a pair of scores, and added 53 yards on the ground.

Senior Richie Hoskins led the Dores with a career-high 44 receiving yards and one touchdown on three receptions. He found paydirt towards the end of the first half, as Pavia tossed an 18-yard dart down the sideline to Hoskins to give Vandy a 14-7 lead with 13 seconds left before halftime.

The Commodores' offense opened the game with a season-long 97-yard touchdown drive, as Vandy went down the field in eight plays to take a 7-0 lead over the Wildcats. Running back AJ Newberry hauled in a 20-yard touchdown pass to record his first receiving touchdown of the season.

Kentucky tied the game on the ensuing possession, then the two SEC rivals traded turnovers. The Dores threw their first interception of the season at the 10:33 mark of the second quarter. Vanderbilt's defense got the ball back minutes later, as cornerback Trudell Berry forced a fumble that linebacker Nick Rinaldi recovered at the Vanderbilt 34-yard line with 2:24 remaining before the half.

Pavia moved the Dores 60 yards downfield in six plays on their final possession of the first half, finishing the drive with an 18-yard touchdown to Hoskins that gave Vandy a 14-7 lead going into the locker room.

Vanderbilt extended its lead to 17-7 with a 49-yard field goal from Brock Taylor on the opening possession of the second half.



On the next possession, the Wildcats botched a field goal attempt from the Vandy 5-yard line, which resulted in safety De'Rickey Wright intercepting a pass from the UK holder.

Coming off the Wright interception, Vanderbilt drove the ball to the Kentucky 32-yard line, where Taylor drilled a 50-yard field goal to push the Commodore advantage out to 20-7.



Kentucky cut into that lead with a 22-yard touchdown pass with 7:02 left in the game. The Commodores had to punt the ball back to UK on its next possession.

The Vandy defense took the field with 2:26 remaining, clinging to a 20-13 lead. The Wildcats got into Vanderbilt territory, but the Dores stood tall, as safety C.J. Taylor sealed the game with an interception at the 1:06 mark of the fourth quarter.

**TEAM STATS**



		
<b>First Downs</b>	19	23
<b>Rushing Yards</b>	145	164
<b>Passing Yards</b>	143	158
<b>Total Offense</b>	288	322
<b>Punts-Yards</b>	2-89	2-80
<b>Kickoffs-Yards</b>	5-259	3-195
<b>Possession Time</b>	34:35	25:25
<b>Third Down</b>	8-13	4-9
<b>Fourth Down</b>	0-0	1-3
<b>Red Zone Scores-Chances (TD)</b>	2-2 (2)	1-2 (1)
<b>Sacks By (Number-Yards)</b>	1-2	3-32
<b>PAT</b>	2-2	1-1
<b>2-pt Conversions</b>	0-0	0-1
<b>Field Goals</b>	2-2	0-0
<b>Points off Turnovers</b>	3	0

**INDIVIDUAL LEADERS**

		
<b>Passing (Yds/C-A-I-TD)</b>	Pavia (143/15-18-1-2)	Vandagriff (158/15-25-0-1)
<b>Rushing (Att-Yds-TD)</b>	Alexander (11-58-0) Pavia (14-53-0)	Sumo-Kamgbaye (12-59-1) Vandagriff (9-37-0)
<b>Receiving (Rec-Yds-TD)</b>	Alexander (4-18-0) Hoskins (3-44-1)	Key (8-83-1) Brown (3-36-0)
<b>Tackles (Solo-Tot)</b>	Fontenette (5-7) Longwell (1-5)	Dumas-Johnson (6-0) Lovett (5-9)
<b>Sacks (No-Yds)</b>	Rinaldi (1.0-2)	Jackson (1.0-15) Dumas-Johnson (1.0-12) Weaver (1.0-5)

GAME RECAPS

GAME 7 Ball State @ Vandy

	1	2	3	4	TOT
	7	0	7	0	<b>14</b>
	3	11	0	10	<b>24</b>

DATE Oct. 19 SITE FirstBank Stadium (Nashville, Tenn.)

KICKOFF 6:02 p.m. END 8:58 p.m. ELAPSED 2:56  
ATTENDANCE 27,884 WEATHER Clear 64F / Wind NE 3MPH

COMMODORES CAPTURE THIRD STRAIGHT WIN  
NASHVILLE, Tenn. — Vanderbilt football outlasted Ball State 24-14 on Saturday night in the first meeting between the two programs, giving the Commodores their best start since opening the 2008 season 5-0.

Vanderbilt (5-2, 2-1 SEC) entered the matchup having scored first in each of the last three games. Ball State (2-5, 1-2 MAC) ended that streak on its opening drive, producing a 9-yard rushing touchdown from wide receiver Kiael Kelly to tie the Cardinals up 7-0. The Commodores got on the board with 1:42 remaining in the first quarter behind sophomore Brock Taylor's 27-yard field goal. Moments later, a promising Vanderbilt drive fizzled out in the red zone, allowing Taylor to add another kick with 11:37 to go in the second. Taylor's two first-half field goals marked the fourth straight game, and sixth total this season, that the Commodore kicker has converted multiple attempts in a contest.

Vanderbilt generated a much-needed spark ahead of the halftime break. Graduate quarterback Diego Pavia dumped a screen pass off to junior Eli Stowers, with the tight end breaking free en route to a 41-yard score. The play is tied for the longest catch of Stowers' career; he had a 41-yard reception against Virginia Tech earlier this season. The Dores added to the lead with a successful two-point conversion, a pass from Pavia to junior Cole Spence. Vanderbilt held a 14-7 advantage at the half while producing its most first-half yardage this season, 285



The second half continued to be a low-scoring battle. Ball State evened the score 14-14 with 6:03 remaining in the third quarter, as quarterback Kadin Semonza threw a 7-yarder to tight end Tanner Koziol for the score. Vanderbilt reclaimed the lead 17-14 on its next drive behind yet another kick from Taylor, nailing a 38-yarder for his third make of the contest, a single-game career high. The kick also moved him into a tie for the sixth-most field goals in a single season in program history with 14.

The Commodores scored their first and only touchdown of the second half on a Pavia rush from five yards out. The Vanderbilt quarterback, who entered Saturday leading the SEC in quarterback rushing yards, now has three rushing touchdowns on the season. Pavia's run extended the lead to 24-14 with 7:48 left in the fourth quarter. Vanderbilt did not allow Ball State to score for the remainder of the game, holding the Cardinals to just 78 rushing yards throughout evening.



Stowers, Vanderbilt's leading receiver this season, finished at the top of the receiving yardage once again with eight catches for 130 yards on Saturday. The tight end now has three games of 100 receiving yards or more this season, the most by a Commodore since Jordan Matthews in 2013.

The victory marks the Dores' first three-game win streak in a single season since 2017, which is also the best home start since going 6-0 in 1982. Vanderbilt, who received votes in the most recent polls, hosts No. 1/1 Texas at FirstBank Stadium next Saturday. The matchup comes nearly 100 years after the Longhorns last visited Nashville, a 14-6 Commodore victory in 1925. Kickoff is set for an afternoon time of 2:30-3:30 p.m. CT.



TEAM STATS

		
First Downs	16	21
Rushing Yards	78	145
Passing Yards	190	275
Total Offense	268	420
Punts-Yards	6-252	3-137
Kickoffs-Yards	3-192	6-388
Possession Time	25:25	34:35
Third Down	2-9	9-16
Fourth Down	1-1	0-0
Red Zone Scores-Chances (TD)	2-2 (2)	4-4 (1)
Sacks By (Number-Yards)	1-3	2-17
PAT	2-2	1-1
2-pt Conversions	0-0	1-1
Field Goals	0-0	3-3
Points off Turnovers	0	0

INDIVIDUAL LEADERS

		
Passing (Yds/C-A-I-TD)	Semonza (190/21-29-0-1)	Pavia (275/17-31-0-1)
Rushing (Att-Yds-TD)	Pemberton (5-32-0) Sloan (7-28-0)	Pavia (13-82-1) Alexander (12-41-0)
Receiving (Rec-Yds-TD)	Koziol (9-68-1) Sloan (4-48-0)	Stowers (8-130-1) Skinner Jr. (2-23-0)
Tackles (Solo-Tot)	Stemler (6-11) Newson (2-7)	Rinaldi (5-7) Taylor (6-6)
Sacks (No-Yds)	Berger (1.0-3)	Rinaldi (1.0-12) Thomas (1.0-5)

GAME 7 Texas @ Vandy

	1	2	3	4	TOT
	14	7	3	3	<b>27</b>
	7	3	7	7	<b>24</b>

DATE Oct. 26 SITE FirstBank Stadium (Nashville, Tenn.)

KICKOFF 3:20 p.m. END 6:36 p.m. ELAPSED 3:16  
ATTENDANCE 28, 934 WEATHER Sunny 70F

COMEBACK THWARTED  
NASHVILLE, Tenn. — The No. 25-ranked Vanderbilt football team was denied its second top-five win of the season, as No. 5-ranked Texas knocked off the Commodores, 27-24, Saturday at FirstBank Stadium.

The Commodores attempted to erase a 10-point deficit late in the fourth quarter, as the Longhorns were clinging to a 27-17 lead after making a 23-yard field goal with 1:57 remaining in the game.

No. 25 Vanderbilt would not go down without a fight. The Dores went 75 yards down the field in eight plays, capped off by an 8-yard touchdown pass from quarterback Diego Pavia to tight end Eli Stowers, to make it a 27-24 contest with 46 ticks left on the clock. Vanderbilt lined up for the onside kick, but the No. 5 Longhorns corralled the ball and the three-point victory.

The loss brought Vanderbilt's three-game winning streak to an end. The Dores are now 5-3 overall and 2-2 in SEC play, while Texas improved to 7-1 on the year and 3-1 in SEC games. Pavia posted 210 total yards and collected three touchdowns against the Longhorns, throwing two scores and adding another on the ground. It is the fifth-straight game that Pavia has scored two or more touchdowns, while it is the second time he has totaled three scores in a game at Vanderbilt.



Stowers and wide receiver Junior Sherrill hauled in a touchdown in the loss, as each player now has a team-leading three touchdown receptions on the year. Sherrill added a season-high 62 yards on five catches to his stat line, while Stowers collected 33 yards through the air on three catches.

Kicker Brock Taylor converted a 54-yard field goal to end the first half and cut Vandy's deficit to 21-10 going into the locker room. It was his fifth field goal of 50 or more yards this season, which sets the school record for most 50-yard field goals in a season.



Linebacker Bryan Longwell paced the Dores with 11 tackles, just one short of his career-best performance. The Commodore defense had a pair of interceptions for the second game this season, with razor Miles Capers and cornerback Martel Hight picking off one pass each. Star Randon Fontenette had three of Vanderbilt's six pass breakups, one of which led to Capers' third-quarter interception that set up a Commodore touchdown.

Trailing 24-17 midway through the fourth quarter, Vanderbilt forced Texas into a punt that gave the Commodores the ball at their 17-yard line with 8:09 remaining in the game. Vandy was stalled at its 35-yard line, as an interception on 4th-and-2 gave the ball to the Longhorns at the Vanderbilt 29 with 5:05 left on the clock. Texas drilled a 23-yard field goal on its ensuing possession to push its lead to 27-17 just after the two-minute timeout.



TEAM STATS

		
First Downs	20	17
Rushing Yards	104	114
Passing Yards	288	155
Total Offense	392	269
Punts-Yards	4-145	5-241
Kickoffs-Yards	6-380	3-195
Possession Time	31:09	28:51
Third Down	9-15	3-12
Fourth Down	0-0	1-2
Red Zone Scores-Chances (TD)	3-3 (1)	3-3 (3)
Sacks By (Number-Yards)	0-0	4-29
PAT	3-3	3-3
2-pt Conversions	0-0	0-0
Field Goals	2-2	1-1
Points off Turnovers	3	14

INDIVIDUAL LEADERS

		
Passing (Yds/C-A-I-TD)	Ewers (288/27-37-2-3)	Pavia (143/16-29-2-2) Johnson (12/1-2-0-0)
Rushing (Att-Yds-TD)	Wisner (17-79-0) Blue (10-47-0)	Pavia (16-67-1) Alexander (10-32-0)
Receiving (Rec-Yds-TD)	Moore Jr. (6-97-2) Wisner (5-39-0)	Sherrill (5-62-1) Alexander (4-21-0)
Tackles (Solo-Tot)	Hill Jr. (5-8) McDonald (5-7)	Longwell (6-11) C. Taylor (8-8)
Sacks (No-Yds)		Fontenette (1.5-12) Rinaldi (1.0-10) Sydnor (1.0-7)

GAME 8 Vandy @ Auburn

	1	2	3	4	TOT
	7	0	3	7	<b>17</b>
	0	7	0	0	<b>7</b>

DATE Nov. 2 SITE Jordan-Hare Stadium (Auburn, Ala.)

KICKOFF 11:47 a.m. END 3:08 p.m. ELAPSED 3:21  
ATTENDANCE 88,043 WEATHER Sunny 75F / Wind E 5MPH

VANDERBILT VICTORIOUS AT AUBURN  
AUBURN, Ala. – Vanderbilt's football team, which is receiving votes in both rankings, became bowl eligible for the first time since 2018 Saturday afternoon as it defeated Auburn 17-7 at Jordan-Hare Stadium. It was the Dores' first-ever win on The Plains.

The Commodores (6-3, 3-2 SEC) picked up their third conference win of the season, their most SEC wins since recording three in 2018. The Tigers are now 3-6 this season and 1-5 in conference play.

Quarterback Diego Pavia threw for 143 yards and two scores Saturday, his seventh game this season with multiple passing touchdowns. Sedrick Alexander recorded a team-high 49 all-purpose yards to aid Vandy's offensive efforts.

The Commodore offensive line did not allow a sack by the Tigers' defense. It is the second game this season in which Vanderbilt did not allow a sack, the first coming in the Commodores' win over Alabama.

CJ Taylor and Langston Patterson contributed seven tackles each to lead the Dores' defense. For the second consecutive game, Randon Fontenette finished with a career-high-tying 2.5 tackles for loss. Aeneas DiCosmo, Miles Capers and Kordae Sydnor each recorded a sack in the win.

Vanderbilt got on the board first when Pavia found AJ Newberry for a 28-yard passing touchdown, Newberry's second receiving touchdown of the season.

Auburn evened the score in the second quarter on a 30-yard touchdown catch by tight end Rivaldo Fairweather from quarterback Payton Thorne.



Kicker Brock Taylor nailed a 31-yard field goal to give the Commodores the lead with 1:05 left in the third quarter. With 16 this season, Taylor is tied for second on the Dores' all-time list for field goals made.

The Tigers had forced the Commodores to a field goal attempt at their own eight-yard line but committed a personal foul, giving Vandy the automatic first down. The Dores capitalized on the penalty and extended their lead to 10 points. Tight end Eli Stowers caught Pavia's four-yard pass to score and close out a drive that lasted 14 plays, 78 yards and 8:53. It is Vanderbilt's second-longest (TOP) scoring drive this season.



With less than two minutes to play, Thorne found Fairweather on a 16-yard pass for what would have been an Auburn first down were it not for CJ Taylor forcing his first fumble of the season, which was recovered by De'Rickey Wright to give the Dores back the ball.

Vanderbilt was able to run out the clock on the Tigers and earn its third SEC win this season and first chance for postseason play in six seasons.

TEAM STATS

		
First Downs	12	14
Rushing Yards	84	88
Passing Yards	143	239
Total Offense	227	327
Punts-Yards	8-423	6-265
Kickoffs-Yards	4-256	2-130
Possession Time	31:57	28:03
Third Down	4-16	2-13
Fourth Down	1-1	2-3
Red Zone Scores-Chances (TD)	2-2 (1)	0-0 (0)
Sacks By (Number-Yards)	4-17	0-0
PAT	2-2	1-1
2-pt Conversions	0-0	0-0
Field Goals	1-1	0-2
Points off Turnovers	0	0



INDIVIDUAL LEADERS

		
Passing (Yds/C-A-I-TD)	Pavia (143/9-22-0-2)	Thorne (239/20-29-0-1)
Rushing (Att-Yds-TD)	Alexander (10-28-0) Pavia (12-26-0)	Hunter (12-50-0) Cobb (4-28-0)
Receiving (Rec-Yds-TD)	Skinner Jr. (2-30-0) Stowers (2-20-1)	Fairweather (5-66-1) Lambert-Smith (4-78-0)
Tackles (Solo-Tot)	C. Taylor (4-7) Patterson (4-7)	Mausi (8-8) Riddick (4-5) Thompson (2-5)
Sacks (No-Yds)	Capers (1.0-3) DiCosmo (1.0-3) Sydnor (1.0-1) Fontenette (1.0 -10)	



GAME RECAPS

GAME 10 S. Carolina @ Vandy

	1	2	3	4	TOT
	0	7	14	7	28
	0	0	7	0	7

DATE Nov. 9 SITE FirstBank Stadium (Nashville, Tenn.)

KICKOFF 3:20 p.m. END 6:25p.m. ELAPSED 3:05  
ATTENDANCE 28,934 WEATHER Rain 68F / Wind E 5MPH

DORES DOWNED BY GAMECOCKS

NASHVILLE, Tenn. — The Vanderbilt football team dropped a rainy matchup to South Carolina on Saturday, falling 28-7 at FirstBank Stadium.

Neither team generated momentum early as Vanderbilt's opening drive lasted just five plays, resulting in a punt. South Carolina steadily marched down the field on the ensuing drive, however, Gamecock kicker Alex Herrera could not convert a 42-yard field goal attempt through the steady drizzle. The miss was his first since Oct. 12 against Alabama.

Weather continued to have a factor on the game throughout the quarter. South Carolina quarterback LaNorris Sellers fumbled deep in Gamecock territory, stripped by Miles Capers on a scramble and recovered by Langston Patterson. The fumble recovery was Patterson's first of the season, and the eighth game this season Vanderbilt has forced a turnover. Seconds later, the Dorees fell victim to a turnover of their own as quarterback Diego Pavia was hit from behind, fumbling the ball at the 19-yard line. The quarter went on to end 0-0, marking the first time all season Vanderbilt has been held scoreless and the fourth time the Commodores have shut out their opponents in the opening period.



South Carolina took advantage of the fumble soon after, breaking the stalemate with 13:11 left in the second quarter as Sellers found tight end Joshua Simon down the middle for a 17-yard touchdown. The score marked just the third time all season Vanderbilt's opponent scored first. Defense continued to influence the first half as the Gamecocks carried the 7-0 lead into halftime.

South Carolina opened the third quarter with a chunk play, as Sellers found receiver Jared Brown downfield for a 51-yard completion. Running back Raheim Sanders capped off the drive two plays later with a 33-yard touchdown run, pushing the score to 14-0. With the momentum shifting, Pavia responded to lead Vanderbilt down the field with its longest possession of the game, a 10-play, 75-yard touchdown drive. Facing a 3rd-and-8 in the redzone, Pavia got the Dorees on the board with a 17-yard touchdown scramble. The score was Pavia's fifth rushing touchdown this season.



South Carolina seized control on the strength of its running game, rushing for 98 yards in the third quarter alone. Sanders added his second rushing touchdown on a 1-yard carry with 4:07 to play in the third, pushing the lead to 21-7. The next two Commodore drives went well into Gamecock territory, but ended in empty fourth down conversions. South Carolina iced the game on a 43-yard screen pass from Sellers to Sanders with 7:55 left, producing the final score of 28-7.

The Gamecocks garnered 214 yards on 43 total carries. South Carolina's rushing performance was its second consecutive game with 200 yards or more on the ground.



TEAM STATS

		
First Downs	25	17
Rushing Yards	214	108
Passing Yards	238	166
Total Offense	452	274
Punts-Yards	6-50	5-57
Kickoffs-Yards	5-318	2-130
Possession Time	30:59	29:01
Third Down	9-12	6-13
Fourth Down	0-0	0-2
Red Zone Scores-Chances (TD)	2-3 (2)	1-2 (1)
Sacks By (Number-Yards)	2-10	0-0
PAT	4-4	1-1
2-pt Conversions	0-0	0-0
Field Goals	0-1	0-0
Points off Turnovers	0	7

INDIVIDUAL LEADERS

		
Passing (Yds/C-A-I-TD)	Sellers (238/14-20-0-2)	Pavia (166/16-31-0-0)
Rushing (Att-Yds-TD)	Sanders (15-126-2) Sellers (13-38-0)	Pavia (13-65-1) Alexander (10-30-0)
Receiving (Rec-Yds-TD)	Harbor (3-43-0) Simon (3-40-1)	Stowers (4-41-0) Skinner Jr. (3-26-0)
Tackles (Solo-Tot)	Emmanwori (2-8) Knight Jr. (3-7)	Fontenette (4-7) C. Taylor (3-7)
Sacks (No-Yds)	Kenard (1.0-6) Thomas Jr. (1.0-4)	

GAME 11 Vandy @ LSU

	1	2	3	4	TOT
	7	0	3	7	17
	7	7	7	3	24

DATE Nov. 23 SITE Tiger Stadium (Baton Rouge, La.)

KICKOFF 6:55 p.m. END 10 p.m. ELAPSED 3:05  
ATTENDANCE 102,086 WEATHER Clear 57F

DORES DROP CONTEST IN DEATH VALLEY

BATON ROUGE, La. – The RV/RV Vanderbilt football team dropped a 24-17 contest to RV/RV LSU in Death Valley Saturday night.

Quarterback Diego Pavia collected multiple touchdowns for the ninth game this season as he posted a passing and a rushing score against the Tigers. The graduate student amassed 229 total yards of offense as he threw for 186 yards and added a team-high 43 yards on the ground.

Wide receiver Quincy Skinner Jr. was one of three Dorees to haul in three catches, leading the team with a season-high 72 receiving yards and a touchdown.

Linebacker Langston Patterson and STAR Randon Fontenette each recorded double-digit tackles for the Commodores in Death Valley. Patterson registered a game-high 13 stops, while Fontenette added 10 tackles, each with a pass break up.

After forcing the Tigers to punt on an opening drive three-and-out, the Commodores struck first on a 63-yard touchdown pass from Pavia to Skinner on their first offensive play of the night.

LSU responded on the following drive with a 20-yard rushing touchdown by Josh Williams to tie the game at 7-7 midway through the opening quarter. The Tigers were marching down the field looking to take the lead, but the Vandy defense got a stop on 4th-and-goal to keep the game tied at seven-all at the end of the first stanza.

Midway through the second quarter, the Tigers took a 7-point lead on a 21-yard rushing touchdown by Williams.

With 14 seconds left in the half, Jesse Mirco pinned LSU within its 10-yard line with a 57-yard punt. It's his fifth straight contest with a 50-plus yard punt and the eighth game this season that Vandy has downed a punt inside the opponent's 10-yard line.



Brock Taylor drilled a 47-yard field goal to pull the Dorees to within a score at 14-10 with 8:26 remaining in the third. He has made each of his last 10 field goal attempts over the past seven games.

LSU extended its lead to 24-10 with a touchdown reception by Kyren Lacy on a 12-yard pass from Garrett Nussmeier and a 28-yard field goal by Damian Ramos.



With Vanderbilt facing a 4th-and-9 from its 26-yard line, Mirco faked the punt and rushed for a first down. After moving the chains, the Dorees were able to move the ball down the field and score on a 1-yard rush by Pavia. It marked his sixth rushing score this season, tied for second-most among SEC quarterbacks.

The Tigers ran out the clock on the Commodores after the Pavia touchdown to seal the game.



TEAM STATS

		
First Downs	14	27
Rushing Yards	122	139
Passing Yards	186	332
Total Offense	308	471
Punts-Yards	4-207	2-74
Kickoffs-Yards	4-231	5-325
Possession Time	25:17	34:43
Third Down	2-10	8-13
Fourth Down	2-3	1-2
Red Zone Scores-Chances (TD)	1-2 (1)	3-5 (2)
Sacks By (Number-Yards)	1-6	1-2
PAT	2-2	3-3
2-pt Conversions	0-0	0-0
Field Goals	1-1	1-1
Points off Turnovers	0	0

INDIVIDUAL LEADERS

		
Passing (Yds/C-A-I-TD)	Pavia (186/13-24-0-1)	Nussmeier (332/28-37-0-1)
Rushing (Att-Yds-TD)	Pavia (6-43-1) Alexander (9-24-0)	Williams (14-90-2) Durham (14-58-0)
Receiving (Rec-Yds-TD)	Skinner Jr. (3-72-1) Founji (3-55-0)	Lacy (6-85-1) Anderson (6-65-0)
Tackles (Solo-Tot)	Patterson (6-13) Fontenette (6-10)	Weeks (5-7) Keys (1-5)
Sacks (No-Yds)	Ouattara (1.0-6)	Swinson (0.5-1) Washington (0.5-1)

GAME 12 Tennessee @ Vandy

	1	2	3	4	TOT
	7	17	9	3	36
	17	0	0	6	23

DATE Nov. 30 SITE FirstBank Stadium (Nashville, Tenn.)

KICKOFF 11:08 a.m. END 2:47 p.m. ELAPSED 3:39  
ATTENDANCE 28,934 WEATHER Sunny 41F / Wind SE 4MPH

DORES FALL TO VOLS

NASHVILLE, Tenn. — Vanderbilt fell to in-state rival Tennessee, 36-23, Saturday afternoon at FirstBank Stadium to close out the 2024 regular season.

The Commodores finished the regular season at 6-6 and 3-5 in SEC play. The six wins are the most for Vandy since the 2018 campaign when the Dorees collected six victories and played in the 2018 Texas Bowl against Baylor. Tennessee closes out the regular season at 10-2 overall and 6-2 in SEC games.

Quarterback Diego Pavia registered 149 total yards of offense, throwing for 104 yards and adding 45 yards on the ground. Pavia ends the regular season with 716 rushing yards, which sets the Vanderbilt record for most rushing yards by a quarterback in a single season.

Running back Sedrick Alexander rushed for 60 yards on a season-high 17 carries.

The Vanderbilt defense had a couple of players record double-digit tackles against Tennessee. Linebacker Langston Patterson matched his career-best with 13 tackles vs. the Vols, while linebacker Bryan Longwell tallied 10 stops.

Cornerback Martel Hight picked off his second pass of the season early in the second quarter. He is the first Commodore to record multiple interceptions this season, as he now has three career picks at Vandy.

Vanderbilt opened the game with a 100-yard kickoff return from wide receiver Junior Sherrill. It marked the first time since Aug. 26, 2023, vs. Hawai'i, that the Dorees returned a kickoff for a touchdown. It is also Vandy's first kickoff return of 100 yards since Sept. 20, 2014, vs. South Carolina, which was also the last time the Commodores returned an opening kickoff for a touchdown.



Vandy's defense forced Tennessee to fumble on its third play of the game. Safety CJ Taylor knocked the ball loose, and linebacker Nick Rinaldi pounced on it to set up the Commodores at the Volunteer 27-yard line. Alexander punched it in from four yards out to cap off a 7-play, 26-yard drive that gave Vandy a 14-0 lead.

After a Tennessee touchdown made it a 14-7 contest at the 8:48 mark of the first quarter, Vanderbilt marched 61 yards downfield in nine plays to set up Brock Taylor for a 32-yard field goal that gave the Dorees a 17-7 advantage with 4:01 left in the first quarter. The 17 first-quarter points for Vanderbilt against Tennessee were the most since Oct. 20, 2007, at No. 6-ranked South Carolina.



The Volunteers scored 36-straight points before Vanderbilt found paydirt again late in the fourth quarter. Pavia connected with wide receiver Richie Hoskins for a 31-yard touchdown that made it a 36-23 contest after a failed 2-point conversion.

Tennessee ran out the clock after the Hoskins' touchdown, as the Volunteers posted the 13-point win over Vanderbilt.

TEAM STATS

		
First Downs	28	15
Rushing Yards	281	108
Passing Yards	257	104
Total Offense	538	212
Punts-Yards	1-36	3-151
Kickoffs-Yards	7-422	6-341
Possession Time	33:35	26:25
Third Down	11-15	4-10
Fourth Down	0-1	0-1
Red Zone Scores-Chances (TD)	3-3 (2)	2-2 (1)
Sacks By (Number-Yards)	3-13	0-0
PAT	4-41	2-2
2-pt Conversions	0-0	0-1
Field Goals	2-2	1-1
Points off Turnovers	0	7

INDIVIDUAL LEADERS

		
Passing (Yds/C-A-I-TD)	Iamaleava (257/18-26-1-4)	Pavia (104/8-17-1-1)
Rushing (Att-Yds-TD)	Sampson (25-178-0) Bishop (13-61-0)	Alexander (17-60-1) Pavia (11-45-0)
Receiving (Rec-Yds-TD)	Brazzell (5-54-0) Thornton (3-118-2)	Sherrill (4-30-0) Hoskins (1-31-1)
Tackles (Solo-Tot)	Carter (3-7) McCoy (4-6)	Patterson (8-13) Longwell (5-10)
Sacks (No-Yds)	Moi (1.0-6) Four players (0.5)	

THE RECORD WHEN...

	Lea		2023		2024	
	W	L	W	L	W	L
Overall	15	33	2	10	6	6
Home	9	17	2	4	4	3
Away	6	16	0	6	2	3
Neutral	0	0	0	0	0	0
In overtime	1	1	0	0	1	1
Coming off a win (immediately preceding week)	5	9	1	1	3	3
Coming off a loss (immediately preceding week)	6	17	0	0	1	2
Coming off an open date (immediately preceding week)	1	6	0	0	1	1
Season Opener	3	1	1	0	1	0
vs. AP Top 25	1	15	0	4	1	3
Both teams are in the AP Top 25	0	0	0	0	0	0
Neither team is in the AP Top 25	12	17	2	6	5	2
Team is ranked higher	0	1	0	0	0	1
Opponent is ranked higher	1	11	0	4	1	3
vs. In-State Opponents	0	5	0	1	0	1
In August	3	0	1	0	1	0
In September	5	11	1	4	1	2
In October	4	11	0	3	3	1
In November	3	11	0	3	1	3
On SEC Network	6	26	1	8	3	4
On ABC	0	1	0	0	0	1
On ESPN	1	0	0	0	1	0
On ESPN2	0	1	0	0	0	0
On ESPNU	1	1	0	0	0	0
On CBS Sports Network	4	2	0	2	1	0
On SEC Network +/ESPN+	3	2	1	0	1	1
On Linear Television	12	31	1	10	5	5
On Streaming Platforms (exclusively)	3	2	1	0	1	1
Morning/Afternoon Games	7	22	0	8	3	4
Night Games (6 p.m. local or later)	8	11	2	2	3	2
Decided by three points or fewer	3	5	0	1	0	2
Decided by eight points or fewer	7	5	1	1	3	3
Scoring first	8	8	1	2	5	4
Opponent scores first	7	25	1	8	1	2
Leading at halftime	12	4	2	2	5	1
Tied at halftime	1	0	0	0	1	0
Trailing at halftime	2	29	0	8	0	5
Leading after three quarters	14	0	2	0	5	0
Tied after three quarters	1	1	0	0	1	1
Trailing after three quarters	0	32	0	8	0	5
Scoring 40+ points	5	0	1	0	2	0
Scoring 30-39 points	5	2	1	1	1	1
Scoring 20-29 points	4	5	0	5	2	3
Scoring 0-19 points	1	26	0	4	1	2
Allowing 40+ points	0	14	0	4	0	0
Allowing 30-39 points	2	13	0	6	1	3
Allowing 20-29 points	7	5	1	0	1	3
Allowing 0-19 points	6	1	1	0	4	0
Outrushing opponent	9	4	0	0	4	1
Getting outrushed	6	29	2	10	2	5
Passing for more yards	5	6	0	3	2	1
Passing for fewer yards	10	27	2	7	4	5
Passing yards tied	0	0	0	0	0	0
Outgaining opponent	7	3	1	2	3	0
Outgained by opponent	8	30	1	8	3	6
Winning time of possession	12	15	0	5	6	0
Losing time of possession	3	18	2	5	0	6
Scoring a defensive or special teams TD	6	4	2	2	2	1
Allowing a defensive or special teams TD	0	8	0	3	0	0
Fewer penalty yards	7	23	1	9	3	3
More penalty yards	6	10	1	1	2	3
Penalty yards tied	2	0	0	0	1	0
Winning turnover battle	7	11	0	4	4	1
Losing turnover battle	2	12	1	3	0	1
Turnovers even	6	10	1	3	2	4
Having a 100-yard rusher	5	5	0	0	1	0
Having a 200-yard passer	6	9	1	5	1	1
Having a 100-yard receiver	5	7	0	3	2	1
Having a QB rush for 100 yards	3	1	0	0	1	0
Allowing a 100-yard rusher	2	13	0	5	0	3
Allowing a 200-yard passer	7	26	1	9	3	6
Allowing a 100-yard receiver	5	15	1	7	0	2
Allowing a QB to rush for 100 yards	0	0	0	0	0	0

STARTER SHEET \*includes previous school(s)

OFFENSE	Pos.	2024	Streak	Career	DEFENSE	Pos.	2024	Streak	Career
Steven Losoya	OL	12	33*	44*	De'Rickey Wright	S	11	2	37
Gunnar Hansen	OL	12	30	35	Zaylin Wood	DL	3	0	33*
Delfin Xavier Castillo	OL	9	8	29	CJ Taylor	S	11	8	28
Diego Pavia	QB	12	27*	27*	Christian James	DL	1	0	21
Moni Jones	RB	1	1	26*	Martel Hight	CB	12	13	18
Steven Hubbard	OL	11	11	26*	Aeneas DiCosmo	DL	0	0	16*
Chase Mitchell	OL	12	26*	26*	Tyson Russell	CB	2	0	16
Sedrick Alexander	RB	12	18	18	Yilanan Outtara	DL	9	9	15
Quincy Skinner Jr.	WR	11	2	16	Mark Davis	CB	0	0	14*
Dariyan Wiley	WR	0	0	16*	Kolbey Taylor	CB	5	0	14*
Junior Sherrill	WR	11	9	12	Bryan Longwell	LB	12	12	14
Cole Spence	TE	10	9	10	Miles Capers	LB	11	5	13
Gage Pitchford	OL	0	0	8	De'Marion Thomas	DL	12	12	12
Nate Johnson	QB	1	0	6*	Devin Lee	DL	0	0	11
Loic Fouonji	WR	0	0	5*	Randon Fontenette	STAR	11	1	11
Kevo Wesley	OL	4	0	5	Langston Patterson	LB	10	5	10
Eli Stowers	TE	5	0	5	Khordae Sydnor	DL	10	9	10
Grayson Morgan	OL	0	0	4	Darren Agu	DE	0	0	8
Richie Hoskins	WR	2	1	4	Maurice Hampton	STAR	1	0	8*
Gabe Fisher	FB	3	0	3	Trudell Berry	CB	0	0	7
Kamrean Johnson	TE	2	0	2	Jaylin Lackey	CB	5	5	5
AJ Newberry	RB	1	0	1	Jeffrey Ugochukwu	STAR	1	1	3
Emmanuel Adebisi	TE	1	0	1	Boubacar Diakite	EDGE	0	0	3
					Nick Rinaldi	LB	2	0	2
					Marlen Sewell	S	1	0	2
					Linus Zunk	DL	1	0	1
					Bryce Cowan	LB	1	0	1

STARTERS BY POSITION at Vandy only

Pos.	OFFENSE	Career	Pos.	DEFENSE	Career
QB	Diego Pavia	12	DT	Christian James	19
RB	Sedrick Alexander	17		De'Marion Thomas	13
	AJ Newberry	1		Yilanan Ouattara	10
	Moni Jones	1		Devin Lee	8
FB	Gabe Fisher	3		Zaylin Wood	3
WR	Quincy Skinner	16		Devin Lee	2
	Junior Sherrill	12	NT	Christian James	1
	Richie Hoskins	4	DE	Aeneas DiCosmo	12
	Nate Johnson	1		Khordae Sydnor	10
TE	Cole Spence	10		Darren Agu	8
	Eli Stowers	5		Yilanan Ouattara	4
	Kamrean Johnson	2		Christian James	3
	Emmanuel Adebisi	1		Boubacar Diakite	3
LT	Gunnar Hansen	20		Miles Capers	2
LG	Delfin Xavier Castillo	12		Linus Zunk	1
	Gunnar Hansen	4	RZ	Miles Capers	11
	Gage Pitchford	1		Nick Rinaldi	1
	Kevo Wesley	1	LB	Bryan Longwell	14
C	Delfin Xavier Castillo	10		Langston Patterson	10
	Steven Losoya	4		Nick Rinaldi	1
	Grayson Morgan	1		Bryce Cowan	1
RG	Gage Pitchford	7	STAR	CJ Taylor	17
	Delfin Xavier Castillo	6		Randon Fontenette	11
RT	Grayson Morgan	3		Jeffrey Ugochukwu	3
ST	Chase Mitchell	12	CB	Martel Hight	18
SG	Steven Losoya	8		Tyson Russell	16
	Steven Hubbard	3		Trudell Berry	7
	Delfin Xavier Castillo	1		Kolbey Taylor	5
QG	Steven Hubbard	8		Jaylin Lackey	5
	Kevo Wesley	4	S	De'Rickey Wright	11
QT	Gunnar Hansen	12		CJ Taylor	11
				Marlen Sewell	2

DORE DETAILS

Game	Captains @ Toss	Toss Win	VU Kick/Receive	Helmet	Jersey	Pants	Vandy 1st Poss.	Opp. 1st Poss.	Length	Result
Virginia Tech	Hoskins, Patterson, C. Taylor	VT	Receive	White	Black	White	FG (11/50, 6:33)	INT (8/25, 4:24)	3:40	W, 34-27 (OT)
Alcorn State	Pavia, Patterson, Sewell	Vanderbilt	Kick	White	Black	Black	FG (12/53, 7:55)	Punt (3/4, 1:50)	3:08	W, 55-0
Georgia State	Hoskins, Pavia, C. Taylor	GSU	Receive	White	White	White	Fumble (3/-3, 1:40)	FG (7/14, 2:04)	3:44	L, 32-36
Missouri	Hoskins, Patterson, Sewell	Missouri	Receive	Gold	White	White	Punt (3/-2, 2:40)	Punt (3/1, 1:19)	3:40	L, 27-30 (2OT)
Alabama	Pavia, Sewell, C. Taylor	Alabama	Receive	Black	Black	Black	TD (10/75, 6:14)	INT (3/4, 0:43)	3:26	W, 40-35
Kentucky	Hoskins, Sewell, C. Taylor	Vanderbilt	Kick	Black	White	Black	TD (8/97, 4:52)	Punt (9/31, 5:18)	3:23	W, 20-13
Ball State	Hoskins, Pavia, Sewell	Vanderbilt	Kick	Black	Black	Black	FG (11/66, 6:24)	TD (11/75, 6:54)	2:56	W, 24-14
Texas	Hoskins, Patterson, C. Taylor	Vanderbilt	Kick	Black	Black	Black	TD (5/31, 2:54)	INT (5/17, 2:21)	3:16	L, 24-27
Auburn	Pavia, Patterson, Sewell	Auburn	Kick	Gold	White	White	Punt (3/4, 1:37)	Punt (4/20, 2:00)	3:21	W, 17-7
South Carolina	Hoskins, Patterson, C. Taylor	USC	Receive	Gold	Black	Black	Punt (5/14, 2:58)	FGA (15/62, 6:39)	3:05	L, 7-28
LSU	Hoskins, Patterson, Sewell	Vanderbilt	Kick	Black	Black	White	TD (1/63, 0:10)	Punt (3/3, 1:54)	3:05	L, 17-24
Tennessee	Sewell, C. Taylor	Tennessee	Receive	Black	Black	Black	TD (KO Return)	Fumble (2/9, 0:29)	3:39	L, 23-36

OFFENSIVE STARTING LINEUPS

Game	QB	RB	WR	WR	WR/TE/RB/FB	TE	QT	QG	C	SG	ST
Virginia Tech	Pavia	Alexander	Skinner	Sherrill	Spence (TE)	Stowers	Hansen	Wesley	Losoya	Castillo	Mitchell
Alcorn State	Pavia	Alexander	Skinner	Sherrill	Fisher (FB)	Adebi	Hansen	Wesley	Losoya	Hubbard	Mitchell
Georgia State	Pavia	Alexander	Skinner	N. Johnson	Stowers (TE)	K. Johnson	Hansen	Wesley	Losoya	Hubbard	Mitchell
Missouri	Pavia	Alexander	Skinner	Sherrill	Newberry (RB)	Spence	Hansen	Wesley	Losoya	Hubbard	Mitchell
Alabama	Pavia	Alexander	Skinner	Sherrill	Fisher (FB)	Spence	Hansen	Hubbard	Castillo	Losoya	Mitchell
Kentucky	Pavia	Alexander	Skinner	Sherrill	Spence (TE)	Stowers	Hansen	Hubbard	Castillo	Losoya	Mitchell
Ball State	Pavia	Alexander	Skinner	Sherrill	Fisher (FB)	Spence	Hansen	Hubbard	Castillo	Losoya	Mitchell
Texas	Pavia	Alexander	Skinner	Sherrill	Spence (TE)	Stowers	Hansen	Hubbard	Castillo	Losoya	Mitchell
Auburn	Pavia	Alexander	Skinner	Sherrill	Hoskins (WR)	Spence	Hansen	Hubbard	Castillo	Losoya	Mitchell
South Carolina	Pavia	Alexander	Sherrill	Stowers	Spence (TE)	K. Johnson	Hansen	Hubbard	Castillo	Losoya	Mitchell
LSU	Pavia	Alexander	Skinner	Sherrill	Hoskins (WR)	Spence	Hansen	Hubbard	Castillo	Losoya	Mitchell
Tennessee	Pavia	Alexander	Skinner	Sherrill	Jones (RB)	Spence	Hansen	Hubbard	Castillo	Losoya	Mitchell

DEFENSIVE STARTING LINEUPS

Game	DE	DT	DT	Razor	LB	LB	Star	S	S	CB	CB
Virginia Tech	Sydnor	Thomas	Wood	Capers	Longwell	Patterson	Fontenette	C. Taylor	D. Wright	K. Taylor	Hight
Alcorn State	James	Thomas	Wood	Capers	Longwell	Patterson	Fontenette	C. Taylor	D. Wright	Russell	Hight
Georgia State	Zunk	Thomas	Wood	Capers	Longwell	Patterson	Fontenette	C. Taylor	D. Wright	Russell	Hight
Missouri	Outtara	Thomas	Wood	Capers	Longwell	Patterson	Fontenette	Sewell	D. Wright	K. Taylor	Hight
Alabama	Sydnor	Thomas	Ouattara	Capers	Longwell	Patterson	Fontenette	C. Taylor	D. Wright	K. Taylor	Hight
Kentucky	Sydnor	Thomas	Ouattara	Capers	Longwell	Rinaldi	Fontenette	C. Taylor	D. Wright	K. Taylor	Hight
Ball State	Sydnor	Thomas	Ouattara	Rinaldi	Longwell	Cowan	Fontenette	C. Taylor	D. Wright	K. Taylor	Hight
Texas	Sydnor	Thomas	Ouattara	Capers	Longwell	Patterson	Fontenette	C. Taylor	D. Wright	Lackey	Hight
Auburn	Sydnor	Thomas	Ouattara	Capers	Longwell	Patterson	Fontenette	C. Taylor	D. Wright	Lackey	Hight
South Carolina	Sydnor	Thomas	Ouattara	Capers	Longwell	Patterson	Fontenette	C. Taylor	Hampton	Lackey	Hight
LSU	Sydnor	Thomas	Ouattara	Capers	Longwell	Patterson	Ugochukwu	C. Taylor	D. Wright	Lackey	Hight
Tennessee	Sydnor	Thomas	Ouattara	Capers	Longwell	Patterson	Fontenette	C. Taylor	D. Wright	Lackey	Hight

GAME-BY-GAME LEADERS

Game	Rushes		Rush Yards		Receptions		Receiving Yards		Tackles		Sacks		Tackles for Loss	
Virginia Tech	Pavia	26	Pavia	104	Skinner	4	Skinner	72	Patterson	10	Zunk	2.0	Zunk	3.0
Alcorn State	Pavia	13	Johnson	69	Brown	3	Brown	27	DiCosmo	7	Kollie	1.0	C. Taylor	1.5
Georgia State	Pavia	15	Alexander	42	Stowers	9	Stowers	110	Fontenette	8	DiCosmo, Longwell	0.5	Five players	1.0
Missouri	Pavia	17	Pavia	84	Stowers	7	McVay	65	Longwell	12	Three players	1.0	Longwell	2.5
Alabama	Alexander	21	Alexander	64	Stowers	6	Stowers	113	Longwell	8	Capers, Rinaldi	1.0	Three players	1.0
Kentucky	Pavia	14	Alexander	58	Alexander	4	Hoskins	44	Fontenette	7	Rinaldi	1.0	Berry, Rinaldi	1.0
Ball State	Pavia	13	Pavia	82	Stowers	8	Stowers	130	Rinaldi	7	Rinaldi, Thomas	1.0		1.0
Texas	Pavia	16	Pavia	67	Sherrill	5	Sherrill	62	Longwell	11	Fontenette	1.5	Fontenette	2.5
Auburn	Pavia	12	Alexander	28	Skinner, Stowers	2	Sherrill	31	C. Taylor, Patterson	7	Four players	1.0	Fontenette	2.5
South Carolina	Pavia	13	Pavia	65	Stowers	4	Stowers	41	C. Taylor, Patterson	7			Longwell	1.5
LSU	Alexander	9	Pavia	43	Skinner, Sherrill, Fouonji	3	Skinner	72	Patterson	13	Ouattara	1.0	Ouattara	1.5
Tennessee	Alexander	17	Alexander	60	Sherrill	4	Hoskins	31	Patterson	13			Patterson, Sydnor	1.0

TURNOVER BATTLE

Vanderbilt

Game	Fumbles (lost)	Interceptions	Total TOs	Opp. Points Off TO
Virginia Tech	3(0)	0	0	0
Alcorn State	0(0)	0	0	0
at Georgia State	2(1)	0	1	3
at Missouri	2(0)	0	0	0
Alabama	0(0)	0	0	0
at Kentucky	0(0)	1	1	0
Ball State	0(0)	0	0	0
Texas	2(1)	2	3	3
at Auburn	0(0)	0	0	0
South Carolina	2(1)	0	1	7
at LSU	1(0)	0	0	0
Tennessee	0(0)	1	1	0
TOTAL	12(3)	4	7	13

THIRD DOWNS

Vanderbilt

Game	1-3	4-6	7-9	10-14	15-19	20+	Tot	Pct.
Virginia Tech	2-3	0-1	2-4	1-3	0-1	0-0	5-12	41.7
Alcorn State	4-4	1-3	1-1	0-0	0-2	0-0	6-10	60.0
at Georgia State	2-3	1-3	0-1	1-3	2-3	0-0	6-13	46.2
at Missouri	3-4	1-3	0-3	0-2	0-2	0-0	4-14	28.6
Alabama	5-5	3-4	3-5	1-4	0-0	0-0	12-18	66.7
at Kentucky	3-3	4-5	1-2	0-2	0-1	0-0	8-13	61.5
Ball State	3-4	2-3	1-3	3-6	0-0	0-0	9-16	56.3
Texas	0-2	0-3	3-6	1-1	0-0	0-0	4-12	33.3
at Auburn	2-4	1-6	0-1	1-4	0-1	0-0	4-16	25.0
South Carolina	0-0	3-3	2-7	1-2	0-0	0-1	6-13	46.2
at LSU	1-2	0-2	1-5	0-1	0-0	0-0	2-10	20.0
Tennessee	1-3	2-2	1-2	0-3	0-0	0-0	4-10	40.0
TOTAL	26-37	18-38	15-40	9-31	2-10	0-1	70-157	
	70.3	47.4	37.5	29.0	20.0	0.0	44.6	

DRIVE CHARTS

Vanderbilt

Game	Drives	3 & Out	Pct.	Scores	Pct.	TD	Pct.
Virginia Tech	11	3	27.3	6	54.5	4	36.4
Alcorn State	9	1	11.1	7	77.8	5	55.6
at Georgia State	12	1	8.3	5	41.7	4	33.3
at Missouri	14	6	42.9	5	35.7	3	21.4
Alabama	9	0	0.0	6	66.7	4	44.4
at Kentucky	8	0	0.0	4	50.0	2	25.0
Ball State	9	2	22.2	5	55.6	2	22.2
Texas	12	4	33.3	4	33.3	3	25.0
at Auburn	12	5	41.7	3	25.0	2	16.7
South Carolina	9	1	11.1	1	11.1	1	11.1
at LSU	8	2	25.0	3	37.5	2	25.0
Tennessee	10	1	10.0	3	30.0	2	20.0
TOTAL	123	26	21.1	52	42.3	34	27.6

OPENING DRIVES

First Half

Game	Vanderbilt			Opponent		
	Pts	Pl-Yd	TOP	Pts	Pl-Yd	TOP
Virginia Tech	3	11-50	6:33	0	8-25	4:24
Alcorn State	3	12-53	7:55	0	3-4	1:50
at Georgia State	0	3- (-3)	1:40	3	7-14	2:04
at Missouri	0	3- (-2)	2:40	0	3-1	1:19
Alabama	7	10-75	6:14	0	3-4	3:41
at Kentucky	7	8-97	4:52	0	9-31	5:18
Ball State	3	11-66	6:24	7	11-75	6:54
Texas	7	5-31	2:54	0	5-17	2:21
at Auburn	0	3-4	1:37	0	4-20	2:00
South Carolina	0	5-14	2:58	0	15-62	6:39
at LSU	7	1-63	0:10	0	3-3	1:54
Tennessee	7	7-26	3:52	0	2-9	0:29
TOTAL	44	79-474	47:49	10	73-265	38:53

Opponents

Game	Fumbles (lost)	Interceptions	Total TOs	Vandy Points Off TO
Virginia Tech	0(0)	1	1	7
Alcorn State	0(0)	2	2	14
at Georgia State	0(0)	1	1	7
at Missouri	0(0)	0	0	0
Alabama	1(1)	1	2	13
at Kentucky	2(1)	1	2	3
Ball State	0(0)	0	0	0
Texas	0(0)	2	2	14
at Auburn	1(1)	0	1	0
South Carolina	2(1)	0	1	0
at LSU	1(0)	0	0	0
Tennessee	2(1)	1	2	7
TOTAL	9(5)	9	14	65

Opponents

Game	1-3	4-6	7-9	10-14	15-19	20+	Tot	Pct.
Virginia Tech	3-4	1-4	0-0	3-5	0-1	0-0	7-14	50.0
Alcorn State	0-1	0-2	1-2	0-4	0-0	0-1	1-10	10.0
at Georgia State	1-2	4-4	3-6	1-3	0-0	0-1	9-16	56.3
at Missouri	3-6	3-5	1-2	0-4	0-0	0-0	7-17	41.2
Alabama	0-0	2-3	1-2	0-2	0-0	0-0	3-7	42.9
at Kentucky	3-3	0-2	0-0	1-2	0-1	0-1	4-9	44.4
Ball State	2-4	0-0	0-2	0-1	0-2	0-0	2-9	22.2
Texas	3-3	1-3	4-6	0-1	1-2	0-0	9-15	60.0
at Auburn	1-3	1-3	0-5	0-1	0-0	0-1	2-13	15.4
South Carolina	6-6	1-2	0-0	2-4	0-0	0-0	9-12	75.0
at LSU	3-4	2-2	3-6	0-1	0-0	0-0	8-13	61.5
Tennessee	7-8	2-4	1-1	1-2	0-0	0-0	11-15	73.3
TOTAL	32-44	17-34	14-32	8-30	1-6	0-4	72-150	
	72.7	50.0	43.8	26.7	16.7	0.0	48.0	

Opponents

Game	Drives	3 & Out	Pct.	Scores	Pct.	TD	Pct.
Virginia Tech	11	3	18.2	5	45.5	3	27.3
Alcorn State	12	6	50.0	0	0.0	0	0.0
at Georgia State	12	3	25.0	6	50.0	4	33.3
at Missouri	13	2	15.4	6	46.2	3	23.1
Alabama	10	2	20.0	5	50.0	5	50.0
at Kentucky	8	0	0.0	2	25.0	2	25.0
Ball State	9	2	22.2	2	22.2	2	22.2
Texas	12	1	8.3	5	41.7	3	25.0
at Auburn	12	3	25.0	1	8.3	1	8.3
South Carolina	10	1	10.0	4	40.0	4	40.0
at LSU	9	2	22.2	4	44.4	3	33.3
Tennessee	11	0	0.0	6	54.5	4	36.4
TOTAL	129	25	19.4	46	35.7	34	26.4

Second Half

Game	Vanderbilt			Opponent		
	Pts	Pl-Yds	TOP	Pts	Pl-Yds	TOP
Virginia Tech	3	9-40	5:35	7	6-83	2:13
Alcorn State	0	9-2	6:34	0	3-2	1:47
at Georgia State	0	8-23	3:39	3	11-48	4:38
at Missouri	0	3- (-4)	1:37	3	9-21	3:56
Alabama	0	9-25	5:46	7	5-53	2:51
at Kentucky	3	11-44	7:09	0	12-51	5:54
Ball State	0	3-7	2:15	7	11-94	6:34
Texas	0	3-2	1:34	3	11-50	4:26
at Auburn	0	3-5	2:07	0	7-46	3:51
South Carolina	7	10-75	5:13	7	3-75	1:38
at LSU	3	12-46	6:34	7	10-77	4:46
Tennessee	0	5-23	2:42	7	13-75	6:17
TOTAL	16	85-288	50:45	51	101-675	48:51



Vanderbilt

Longest plays of the season

Type	Yards	Player
Rush	56	Nate Johnson
Rushing Touchdown	56	Nate Johnson
Pass	65	Diego Pavia to Joseph McVay
Passing Touchdown	65	Diego Pavia to Joseph McVay
Punt Return	57	Martel Hight
Kick Return	100	Junior Sherrill
Interception Return	29	Randon Fontenette
Fumble Return		
Punt	69	Jesse Mirco
Field Goal	57	Brock Taylor

35+ Yard Plays \*TD

Yds	Player(s)
41	Diego Pavia pass to Eli Stowers
56*	Nate Johnson rush
53	Diego Pavia pass to AJ Newberry
65*	Diego Pavia pass to Joseph McVay
36	Diego Pavia rush
36*	Diego Pavia pass to Junior Sherrill
38	Diego Pavia pass to Sedrick Alexander
43	Diego Pavia pass to Junior Sherrill
41*	Diego Pavia pass to Eli Stowers
63*	Diego Pavia pass to Quincy Skinner Jr.
36	Diego Pavia rush
39	Diego Pavia pass to Loic Founji

15+ Yard Rushes \*TD

Yds	Player	Opponent
27	Diego Pavia	Virginia Tech
20*	AJ Newberry	Alcorn State
56*	Nate Johnson	Alcorn State
36	Diego Pavia	Missouri
31	Sedrick Alexander	Missouri
15	Diego Pavia	Missouri
18	Diego Pavia	Missouri
15	Diego Pavia	Missouri
31	Diego Pavia	Kentucky
15	Sedrick Alexander	Kentucky
28	Diego Pavia	Kentucky
20	Diego Pavia	Ball State
18*	Diego Pavia	Texas
16	Diego Pavia	South Carolina
17*	Diego Pavia	South Carolina
36	Diego Pavia	LSU
20	Diego Pavia	Tennessee

Opponents

Longest plays of the season

Type	Yards	Player	Opponent
Rush	64	Nate Noel	Missouri
Rushing Touchdown	33	Raheim Sanders	South Carolina
Pass	86	Nico Iamaleava to Dont'e Thornton Jr.	Tennessee
Passing Touchdown	86	Nico Iamaleava to Dont'e Thornton Jr.	Tennessee
Punt Return	24	Twice, most recent Silas Bolden	Texas
Kick Return	46	Emmanuel Henderson	Alabama
Interception Return	1	D'Eryk Jackson	Kentucky
Fumble Return	2	Isaiah Guy	Georgia State
Punt	59	Oscar Chapman	Auburn
Field Goal	54	Blake Craig	Missouri

35+ Yard Plays \*TD

Yards	Player(s)	Opponent
44	Kyron Drones pass to Stephen Gosnell	Virginia Tech
62*	Kyron Drones pass to Ali Jennings	Virginia Tech
64	Nate Noel rush	Missouri
46	Jalen Milroe pass to CJ Dippre	Alabama
58*	Jalen Milroe pass to Ryan Williams	Alabama
47	Jalen Milroe pass to Germie Bernard	Alabama
51	LaNorris Sellers pass to Jared Brown	South Carolina
43*	LaNorris Sellers pass to Raheim Sanders	South Carolina
86*	Nico Iamaleava pass to Dont'e Thornton Jr.	Tennessee

15+ Yard Rushes \*TD

Yards	Player	Opponent
24*	Bhayshul Tuten	Virginia Tech
15	Camren Stewart	Alcorn State
29	Freddie Brock	Georgia State
26	Freddie Brock	Georgia State
18*	Christian Veilleux	Georgia State
32	Nate Noel	Missouri
17	Nate Noel	Missouri
16	Nate Noel	Missouri
64	Nate Noel	Missouri
32	Jamarion Miller	Alabama
15	Jamarion Wilcox	Kentucky
16	Jamarion Wilcox	Kentucky
20	Quintrevion Wisner	Texas
23	Jaydon Blue	Texas
15	Jarquez Hunter	Auburn
27	Jeremiah Cobb	Auburn
33*	Raheim Sanders	South Carolina
39	Raheim Sanders	South Carolina
20*	Josh Williams	LSU
21*	Josh Williams	LSU
28	Dylan Sampson	Tennessee
15	Dylan Sampson	Tennessee

BIG PLAYS

20+ Yard Passes \*TD

Yds	Players	Opponent
31	Diego Pavia to Quincy Skinner Jr.	Virginia Tech
23	Diego Pavia to Quincy Skinner Jr.	Virginia Tech
41	Diego Pavia to Eli Stowers	Virginia Tech
20	Diego Pavia to Quincy Skinner Jr.	Georgia State
53	Diego Pavia to AJ Newberry	Georgia State
65*	Diego Pavia to Joseph McVay	Missouri
31	Diego Pavia to Eli Stowers	Alabama
33	Diego Pavia to Eli Stowers	Alabama
36*	Diego Pavia to Junior Sherrill	Alabama
20	Diego Pavia to Quincy Skinner Jr.	Alabama
20*	Diego Pavia to AJ Newberry	Kentucky
21	Diego Pavia to Richie Hoskins	Kentucky
29	Diego Pavia to Eli Stowers	Ball State
38	Diego Pavia to Sedrick Alexander	Ball State
43	Diego Pavia to Junior Sherrill	Ball State
41*	Diego Pavia to Eli Stowers	Ball State
23	Diego Pavia to Eli Stowers	Ball State
21	Diego Pavia to Junior Sherrill	Texas
21	Diego Pavia to Sedrick Alexander	Auburn
31	Diego Pavia to Junior Sherrill	Auburn
28*	Diego Pavia to AJ Newberry	Auburn
22	Diego Pavia to Quincy Skinner Jr.	Auburn
33	Diego Pavia to Sedrick Alexander	South Carolina
63*	Diego Pavia to Quincy Skinner Jr.	LSU
39	Diego Pavia to Quinck Skinner Jr.	LSU
24	Diego Pavia to Loic Founji	Tennessee
31*	Diego Pavia to Richie Hoskins	Tennessee

20+ Yard Passes \*TD

Yards	Players	Opponent
24	Kyron Drones to Jaylin Lane	Virginia Tech
26	Kryon Drones to Jaylin Lane	Virginia Tech
29	Kyron Jones to Ali Jennings	Virginia Tech
44	Kyron Jones to Stephen Gosnell	Virginia Tech
62*	Kyron Drones to Ali Jennings	Virginia Tech
33*	Christian Veilleux to Ted Hurst	Georgia State
22	Christian Veilleux to Ted Hurst	Georgia State
25	Christian Veilleux to Ted Hurst	Georgia State
20*	Brady Cook to Luther Burden	Missouri
27	Brady Cook to Theo Wease	Missouri
25*	Brady Cook to Luther Burden	Missouri
46	Jalen Milroe to C.J Dippre	Alabama
58*	Jalen Milroe to Ryan Williams	Alabama
20	Jalen Milroe to C.J Dippre	Alabama
47	Jalen Milroe to Germie Bernard	Alabama
20	Brock Vandagriff to Dane Key	Kentucky
22*	Brock Vandagriff to Dane Key	Kentucky
23	Brock Vandergriff to Barion Brown	Kentucky
24	Kaden Semonza to Braedon Sloan	Ball State
29	Kaden Semonza to Cam Pickett	Ball State
31	Quinn Ewers to DeAndre Moore Jr.	Texas
20	Quinn Ewers to Amari Niblack	Texas
27*	Quinn Ewers to DeAndre Moore Jr.	Texas
24	Quinn Ewers to Gunnar Helm	Texas
25*	Quinn Ewers to DeAndre Moore Jr.	Texas
24	Quinn Ewers to Silas Bolden	Texas
29	Payton Thorne to KeAndre Lambert-Smith	Auburn
30*	Payton Thorne to Rivaldo Fairweather	Auburn
22	Payton Thorne to KeAndre Lambert-Smith	Auburn
23	LaNorris Sellers to Nyck Harbor	South Carolina
51	LaNorris Sellers to Jared Brown	South Carolina
43*	LaNorris Sellers to Raheim Sanders	South Carolina
20	LaNorris Sellers to Gage Larvadain	South Carolina
30	Garrett Nussmeier to Kyren Lacy	LSU
24	Garrett Nussmeier to Mason Taylor	LSU
24	Garrett Nussmeier to C.J Daniel	LSU
21	Garrett Nussmeier to Kyren Lacy	LSU
21	Nico Iamaleava to Chris Brazzell II	Tennessee
28*	Nico Iamaleava to Dont'e Thornton Jr.	Tennessee
86*	Nico Iamaleava to Dont'e Thornton Jr.	Tennessee

SCORING DRIVES

Vanderbilt

Game	Qtr	Pts	Plays	Yds	TOP	Scoring Play
VT	1	3	11	50	6:33	B. Taylor 43-yard field goal
VT	2	7	7	27	4:09	Skinner 14-yard pass from Pavia (B. Taylor kick)
VT	2	7	11	80	7:14	Alexander 7-yard rush (B. Taylor kick)
VT	3	3	9	40	5:35	B. Taylor 53-yard field goal
VT	4	7	6	70	2:24	Alexander 8-yard pass from Pavia (B. Taylor kick)
VT	OT	7	4	25	--	Pavia 4-yard rush (B. Taylor kick)
ASU	1	3	12	53	7:55	B. Taylor 35-yard field goal
ASU	1	7	1	17	0:06	Spence 17-yard pass from Stowers (B. Taylor kick)
ASU	2	7	7	46	4:20	Pavia 5-yard rush (B. Taylor kick)
ASU	2	7	6	34	3:12	Alexander 2-yard rush (B. Taylor kick)
ASU	2	3	10	27	2:20	B. Taylor 46-yard field goal
ASU	3	7	6	52	3:54	Newberry 20-yard rush (B. Taylor kick)
ASU	4	7	1	56	0:10	Johnson 56-yard rush (B. Taylor kick)
GSU	2	3	7	14	2:04	B. Taylor 28-yard field goal
GSU	2	7	6	73	1:14	Sherrill 8-yard pass from Pavia (B. Taylor kick)
GSU	4	7	6	37	3:10	Stowers 18-yard pass from Pavia (B. Taylor kick)
GSU	4	7	8	65	2:25	Newberry 3-yard rush (B. Taylor kick)
GSU	4	8	3	39	0:49	Alexander 1-yard rush (2-pt conversion)
MIZ	1	7	4	92	1:55	McVay 65-yard pass from Pavia (B. Taylor kick)
MIZ	2	3	10	66	5:24	B. Taylor 27-yard field goal
MIZ	2	3	2	4	0:08	B. Taylor 57-yard field goal
MIZ	3	7	8	80	5:08	Newberry 4-yard rush (B. Taylor kick)
MIZ	10T	7	4	25	--	Fisher 2-yard pass from Pavia (B. Taylor kick)
UA	1	7	10	75	6:14	Alexander 7-yard rush (B. Taylor kick)
UA	2	7	17	75	9:50	Alexander 1-yard rush (B. Taylor kick)
UA	2	3	8	26	4:02	B. Taylor 51-yard field goal
UA	3	7	4	45	2:13	Sherrill 36-yard pass from Pavia (B. Taylor kick)
UA	4	3	9	60	5:26	B. Taylor 33-yard field goal
UA	4	7	7	53	4:29	Johnson 6-yard pass from Pavia (B. Taylor kick)
UK	1	7	8	97	4:52	Newberry 20-yard pass from Pavia (B. Taylor kick)
UK	2	7	6	60	1:22	Hoskins 18-yard pass from Pavia (B. Taylor kick)
UK	3	3	11	44	7:09	B. Taylor 49-yard field goal
UK	4	3	12	58	8:03	B. Taylor 50-yard field goal
BSU	1	3	11	66	6:24	B. Taylor 27-yard field goal
BSU	2	3	7	81	3:32	B. Taylor 24-yard field goal
BSU	2	8	11	97	3:45	Stowers 41-yard pass from Pavia (2-pt conversion)
BSU	4	3	14	54	6:14	B. Taylor 38-yard field goal
BSU	4	7	8	45	4:03	Pavia 5-yard rush (B. Taylor kick)
TEX	1	7	5	31	2:54	Pavia 18-yard rush (B. Taylor kick)
TEX	2	3	5	29	0:34	B. Taylor 54-yard field goal
TEX	3	7	8	38	3:16	Sherrill 3-yard pass from Pavia (B. Taylor kick)
TEX	4	7	8	75	1:11	Stowers 8-yard pass from Pavia (B. Taylor kick)
AUB	1	7	6	81	3:01	Newberry 28-yard pass from Pavia (B. Taylor kick)
AUB	3	3	4	8	1:20	B. Taylor 31-yard field goal
AUB	4	7	14	78	8:63	Stowers 4-yard pass from Pavia (B. Taylor kick)
USC	3	7	10	75	5:13	Pavia 17-yard rush (B. Taylor kick)
LSU	1	7	1	63	0:10	Skinner 63-yard pass from Pavia (B. Taylor kick)
LSU	3	3	12	46	6:34	B. Taylor 47-yard field goal
LSU	4	7	10	75	4:54	Pavia 1-yard rush (B. Taylor kick)
UTK	1	7	7	26	3:52	Alexander 4-yard rush (B. Taylor kick)
UTK	1	3	9	61	4:47	B. Taylor 32-yard field goal
UTK	4	6	4	63	2:25	Hoskins 31-yard pass from Pavia (2-pt attempt failed)

Opponents

Game	Qtr	Pts	Plays	Yds	TOP	Scoring Play
VT	2	3	13	44	4:21	Love 40-yard field goal
VT	3	7	6	83	2:13	Tuten 24-yard rush (Love kick)
VT	3	3	7	50	2:57	Love 38-yard field goal
VT	4	7	7	76	2:58	Tuten 11-yard pass from Drones (Love kick)
VT	4	7	6	97	3:17	Jennings 62-yard pass from Drones (Love kick)
GSU	1	3	7	14	2:04	Rickman 24-yard field goal
GSU	2	7	9	75	4:48	Hurst 33-yard pass from Veilleux (Rickman kick)
GSU	3	3	11	48	4:38	Rickman 45-yard field goal
GSU	3	7	8	73	3:20	Laney 12-yard pass from Veilleux (Rickman kick)
GSU	4	7	7	78	2:21	Veilleux 18-yard rush (Rickman kick)
GSU	4	7	7	75	0:59	Hurst 25-yard pass from Veilleux (Rickman kick)
MIZ	1	7	10	76	5:06	Burden 20-yard pass from Cook (Craig kick)
MIZ	2	3	9	47	3:06	Craig 23-yard field goal
MIZ	3	3	9	21	3:56	Craig 54-yard field goal
MIZ	3	7	4	75	1:03	Carroll 3-yard rush (Craig kick)
MIZ	10T	7	1	25	--	Burden 25-yard pass from Cook (Craig kick)
MIZ	20T	3	4	5	--	Craig 37-yard field goal
UA	1	7	7	75	3:41	Miller 8-yard rush (Nicholson kick)
UA	2	7	9	83	2:41	Miller 3-yard rush (Nicholson kick)
UA	3	7	5	53	2:51	Milroe 14-yard rush (Nicholson kick)
UA	3	7	4	75	1:52	Williams 58-yard pass from Milroe (Nicholson kick)
UA	4	7	8	75	2:21	Williams 2-yard rush (Nicholson kick)
UK	2	7	12	78	6:02	Sumo-Karngbaye 1-yard rush (Raynor kick)
UK	4	6	6	75	1:45	Key 22-yard pass from Vandagriff (2-pt conversion failed)
BSU	1	7	11	75	6:54	Kelly 9-yard rush (Courville kick)
BSU	3	7	11	94	6:34	Koziol 7-yard pass from Semonza (Courville kick)
TEX	1	7	9	75	4:03	Golden 3-yard pass from Ewers (Auburn kick)
TEX	1	7	4	49	1:38	Moore Jr. 27-yard pass from Ewers (Auburn kick)
TEX	2	7	5	59	1:47	Moore Jr. 25-yard pass from Ewers (Auburn kick)
TEX	3	3	11	50	4:26	Auburn 40-yard field goal
TEX	4	3	7	24	3:08	Auburn 23-yard field goal
AUB	2	7	11	80	5:30	Fairweather 30-yard pass from Thorne (McGough kick)
USC	2	7	12	81	4:45	Simon 17-yard pass from Sellers (Herrera kick)
USC	3	7	3	75	1:38	Sanders 33-yard rush (Herrera kick)
USC	3	7	8	75	4:01	Sanders 1-yard rush (Herrera kick)
USC	4	7	2	61	1:20	Sanders 43-yard pass from Sellers (Herrera kick)
LSU	1	7	8	90	4:30	Williams 20-yard rush (Ramos kick)
LSU	2	7	9	80	3:22	Williams 21-yard rush (Ramos kick)
LSU	3	7	10	77	4:46	Lacy 12-yard pass from Nussmeier (Ramos kick)
LSU	4	3	13	74	6:08	Ramos 28-yard field goal
UTK	1	7	5	73	1:29	Thornton 28-yard pass from lamaleava (Gilbert kick)
UTK	2	3	6	21	2:59	Gilbert 50-yard field goal
UTK	2	7	2	91	0:32	Thornton 86-yard pass from lamaleava (Gilbert kick)
UTK	2	7	10	96	2:17	Kitselman 18-yard pass from lamaleava (Gilbert kick)
UTK	3	7	13	75	6:17	Matthews 14-yard pass from lamaleava (Gilbert kick)
UTK	4	3	13	46	7:45	Gilbert 22-yard field goal

RECORDS QUICK GLANCE

Offense

Rushing Yards

Passing Completions

Game	1.	321 • Frank Mordica vs. Air Force, 1978
	10.	180 • Twice
	2024	104 • Diego Pavia vs. Virginia Tech
Season	1.	1,283 • Ralph Webb, 2016
	10.	1,028 • Ke'Shawn Vaughn, 2019
	2024	716 • Diego Pavia
Career	1.	4,173 • Ralph Webb, 2014-17
	10.	2,021 • Rodney Williams, 1998-2001
	Active	925 • Sedrick Alexander, 2023-present
Senior	1.	1,141 • Zac Stacy, 2012
	9.	716 • Diego Pavia, 2024
Junior	1.	1,283 • Ralph Webb, 2016
	10.	639 • Norval McKenzie, 2003
Sophomore	1.	1,152 • Ralph Webb, 2015
	10.	577 • Ronnie Gordon, 1994
Freshman	1.	907 • Ralph Webb, 2014
	10.	461 • Dean Davidson, 1947

Rushing Attempts

Game	1.	35 • Three times
	5.	31 • Ralph Webb, 2014
	2024	26 • Diego Pavia vs. Virginia Tech
Season	1.	277 • Ralph Webb, 2015
	10.	198 • Ke'Shawn Vaughn, 2019
	2024	176 • Diego Pavia
Career	1.	931 • Ralph Webb
	10.	453 • Jay Cutler
	Active	247 • Sedrick Alexander, 2023-present

Rushing Touchdowns

Game	1.	5 • Frank Mordica vs. Air Force, 1978
	10.	3 • 12 times
	2024	2 • Sedrick Alexander vs. Alabama
Season	1.	14 • Twice
	10.	9 • Three times
	2024	6 • Diego Pavia/Sedrick Alexander
Career	1.	32 • Ralph Webb, 2014-17
	9.	15 • Twice
	Active	10 • Sedrick Alexander, 2023-present

Passing Yards

Game	1.	464 • Whit Taylor at Tennessee, 1981
	10.	367 • Kyle Shurmur vs. Tennessee, 2018
	2024	275 • Diego Pavia vs. Ball State
Season	1.	3,178 • Kurt Page, 1983
	10.	2,409 • Kyle Shurmur, 2016
	2024	2,133 • Diego Pavia
Career	1.	8,865 • Kyle Shurmur, 2015-18
	10.	3,514 • John Gromos, 1985, 1987-89
	Active	2,133 • Diego Pavia, 2024
Senior	1.	3,130 • Kyle Shurmur, 2018
	9.	2,133 • Diego Pavia, 2024
Junior	1.	3,178 • Kurt Page, 1983
	10.	1,383 • Mike Wright, 1977
Sophomore	1.	2,409 • Kyle Shurmur, 2016
	10.	1,126 • Larry Smith, 2009
Freshman	1.	1,928 • Ken Seals, 2020
	10.	642 • Patton Robinette, 2013

Passing Attempts

Game	1.	66 • Jay Cutler vs. Kentucky, 2005
	10.	49 • Four times
	2024	33 • Diego Pavia at Georgia State
Season	1.	493 • Kurt Page, 1983
	10.	350 • Kurt Page, 1984
	2024	277 • Diego Pavia
Career	1.	1,264 • Kyle Shurmur, 2015-18
	10.	580 • John Gromos, 1985, 1987-89
	Active	277 • Diego Pavia, 2024

Offense

Passing Completions

Game	1.	39 • Jay Cutler vs. Kentucky, 2005
	9.	29 • Five times
	2024	18 • Diego Pavia at Georgia State
Season	1.	286 • Kurt Page, 1983
	10.	193 • Austyn Carta-Saumels
	2024	164 • Diego Pavia
Career	1.	722 • Kyle Shurmur, 2015-18
	10.	299 • Jordan Rodgers, 2011-12
	Active	164 • Diego Pavia, 2024

Completion Pct.

Game	1.	88.6 • Kyle Shurmur vs. Tennessee, 2018
	3.	83.3 • Diego Pavia at Kentucky, 2024
	6.	80.0 • Diego Pavia vs. Alabama, 2024
Season	1.	77.8 • Austyn Carta-Samuels vs. UT, 2013/Ken Seals vs. UT, 2023
	9.	74.4 • Jim Looney, 1953
	10.	59.2 • Diego Pavia, 2024
Career	1.	59.1 • Jay Cutler, 2005
	1.	60.5 • Ken Seals, 2020-23
	10.	51.2 • John Gromos, 1985, 1987-89
	Active	59.2 • Diego Pavia, 2024

Passing Touchdowns

Game	1.	5 • Three times
	4.	4 • Nine Times
	2024	2 • Diego Pavia - Seven Times - Last at Auburn
Season	1.	26 • Kyle Shurmur, 2017
	6.	17 • Diego Pavia, 2024
Career	1.	64 • Kyle Shurmur, 2015-18
	10.	24 • Jordan Rodgers, 2011-12
	Active	17 • Diego Pavia, 2024

Receptions

Game	1.	20 • Norman Jordan vs. Air Force, 1982
	9.	13 • Six times
	2024	9 • Eli Stowers at Georgia State
Season	1.	112 • Jordan Matthews, 2013
	10.	70 • Chuck Scott, 1983
	2024	45 • Eli Stowers
Career	1.	262 • Jordan Matthews, 2010-13
	10.	136 • Trent Sherfield, 2014-17
	Active	65 • Quincy Skinner Jr., 2021-present
Senior	1.	112 • Jordan Matthews, 2013
	10.	53 • Tavarus Hogans, 1999
Junior	1.	97 • Keith Edwards, 1983
	10.	50 • Jared Pinkney, 2018 & Allama Matthews, 1981
Sophomore	1.	82 • Earl Bennett, 2006
	10.	41 • Three times
Freshman	1.	79 • Earl Bennett, 2005
	10.	28 • CJ Duncan, 2014 & Brandon Barden, 2008

Receiving Yards

Game	1.	240 • Trent Sherfield vs. Austin Peay, 2015
	10.	184 • Three times
	2024	130 • Eli Stowers vs. Ball State
Season	1.	1,477 • Jordan Matthews, 2013
	10.	916 • Kalija Lipscomb, 2018
	2024	583 • Eli Stowers
Career	1.	3,759 • Jordan Matthews, 2010-13
	10.	1,869 • Trent Sherfield, 2014-17
	Active	860 • Quincy Skinner Jr., 2021-present

Receiving TDs

Game	1.	5 • Earl Bennett vs. Kentucky, 2005
	3.	3 • Four times
	2024	1 • 18 times
Season	1.	14 • Allama Matthews, 1982
	8.	8 • Seven times
	2024	4 • Eli Stowers
Career	1.	24 • Jordan Matthews, 2010-13
	10.	14 • Jared Pinkney, 2015-19
	Active	7 • Quincy Skinner Jr., 2021-present



RECORDS QUICK GLANCE Defense & Special Teams

Tackles

Game	1.	37 • Chris Gaines vs. Tulane, 1987
	2024	13 • Langston Patterson, Twice: at LSU, Tennessee
Season	1.	214 • Chris Gaines, 1987
	10.	140 • Twice
2024		80 • Bryan Longwell
Career	1.	458 • Andrew Coleman, 1978-81
	10.	388 • Shelton Quarles, 1990-93
Active		174 • CJ Taylor, 2021-present

Tackles for Loss

Game	1.	5.0 • Stephen Weatherly vs. Tenn., 2014
		5.0 • Jaylen Mahoney at Missouri, 2022
2024		2.5 • Three times, Last: Randon Fontenette at Auburn
Season	1.	23.0 • Jamie Winborn, 1999
	10.	13.0 • Anfernee Orji, twice
2024		8.0 • Randon Fontenette
Career	1.	45.0 • Jamie Winborn
	8.	28.5 • Twice
Active		18.5 • CJ Taylor, 2021-present

Sacks

Season	1.	12.0 • Alan Young, 1993
	10.	6.5 • Matt Stewart, 2000
2024		4.0 • Nick Rinaldi/Khordae Sydnor
Career	1.	21.5 • Alan Young, 1989, 1991-93
		4.0 • CJ Taylor, 2021-present/Nick Rinaldi, 2022-present/Khordae Sydnor, 2024
Active		

Interceptions

Game	1.	3 • Five times
	2024	1 • Nine times
Season	1.	8 • Twice
	10.	5 • 10 Times
2024		2 • Martel Hight
Career	1.	15 • Casey Hayward, 2008-11
	10.	10 • Five times
Active		6 • De'Rickey Wright, 2020-present

Interception Return Yards

Game	1.	128 • Archibald Barnes vs. Tenn., 2011
	3.	100 • Trey Wilson vs. Presby., 2012
2024		29 • Randon Fontenette vs. Alabama
Season	1.	182 • Trey Wilson, 2012
	2024	29 • Randon Fontenette
Career	1.	229 • Robert Davis, 1990-93
	Active	58 • CJ Taylor, 2021-present

INT Returns for TD

Season	1.	2 • Trey Wilson (twice) & Jay Chesley
	2024	1 • Twice, Last: Randon Fontenette vs. Alabama
Career	1.	4 • Trey Wilson, 2009-12

Forced Fumbles

Season	1.	5 • Three times
	4.	4 • Seven times
2024		2 • Miles Capers/CJ Taylor
Career	1.	8 • Twice
	4.	5 • Anfernee Orji & two others
Active		4 • CJ Taylor, 2021-present

Fumble Recoveries

Season	1.	5 • Reggie Calvin, 1977
	2.	4 • Seven times
2024		2 • Nick Rinaldi
Career	1.	7 • Zach Cunningham, 2014-16
	2.	6 • Five times
Active		2 • CJ Taylor, 2021-present/Nick Rinaldi, 2022-present

Pass Break-Ups

Season	1.	18 • Andre Hal, 2013
	10.	12 • Twice
2024		8 • Randon Fontenette
Career	1.	34 • Twice

Field Goals Attempts

Game	1.	5 • Four times
	2024	4 • Brock Taylor at Missouri
Season	1.	24 • Carey Spear, 2012
	6.	20 • Brock Taylor, 2024
Career	1.	47 • John Markham, 1997-2000
	5.	38 • Tommy Openshaw, 2014-17
Active		20 • Brock Taylor, 2023-present

Field Goals Made

Game	1.	4 • Twice
	2024	3 • Brock Taylor vs. Ball State
Season	1.	20 • Carey Spear, 2012
	2.	18 • Brock Taylor, 2024
Career	1.	47 • John Markham, 1997-2000
	5.	38 • Tommy Openshaw, 2014-17
Active		18 • Brock Taylor, 2023-present

Field Goal Percentage

Season	1.	.857 • Hawkins Golden (12-14), 1973
	1.	.857 • Brock Taylor (18-21), 2024
Career	1.	.780 • Carey Spear (39-50), 2010-13
	3.	.709 • Ryley Guay (22-31), 2017-19
Active		.857 • Brock Taylor (18-21), 2023-present

Extra Point Attempts

Game	1.	9 • Zack Clinard vs. Tenn. Tech, 1947
	2024	7 • Brock Taylor vs. Alcorn State
Season	1	48 • Zack Clinard, 1948 & Carey Spear, 2013
	3.	47 • Ryley Guay, 2018
2024		35 • Brock Taylor
Career	1.	121 • Bryant Hahnfeldt, 2005-08
	2.	111 • Tommy Openshaw, 2014-17
Active		35 • Brock Taylor, 2023-present

Extra Points Made

Game	1.	8 • Zack Clinard twice
	2024	7 • Brock Taylor vs. Alcorn State
Season	1.	48 • Carey Spear, 2013
	2.	47 • Ryley Guay, 2018
2024		34 • Brock Taylor
Career	1.	117 • Bryan Hahnfeldt, 2005-08
	3.	101 • Carey Spear, 2010-13
Active		34 • Brock Taylor, 2023-present

Extra Point Pct.

Season	1.	1.000 • Five Times, Most Recent: Joseph Bulovas, 2021
	2024	.971 • Brock Taylor (34-35)
Career	1.	.991 • Tommy Openshaw (110-111)
	3.	.967 • Bryan Hahnfeldt (117-121)
Active		.971 • Brock Taylor (34-35), 2023-present

Punts

Game	1.	14 • Twice
	2024	8 • Jesse Mirco at Auburn
Season	1.	84 • Richard Kent, 2010
	6.	78 • Bill Marinangel, 1996
2024		47 • Jesse Mirco
Career	1.	277 • Jim Arnold, 1979-82
	5.	207 • Richard Kent, 2010-12
Active		47 • Jesse Mirco, 2024

Punt Yards

Game	1.	560 • Bill Marinangel at Georgia, 1996
	2024	423 • Jesse Mirco at Auburn
Season	1.	3,586 • Bill Marinangel, 1996
	7.	3,089 • Jim Arnold, 1981
2024		2,255 • Jesse Mirco
Career	1.	12,171 • Jim Arnold, 1979-82
	5.	8,882 • Richard Kent, 2010-12
Active		2,255 • Jesse Mirco, 2024

Punting Average

Game	1.	53.1 • Jim Arnold vs. North Carolina, 1982
	(min. 5 att) 2.	52.9 • Jesse Mirco at Auburn 2024
Season	1.	48.2 • Ricky Anderson, 1984
	2.	48.0 • Jesse Mirco, 2024
Career	1.	48.0 • Jesse Mirco, 2024
	2.	46.5 • Matthew Hayball, 2022-23

Kickoff Returns

Game	1.	8 • Twice
	3.	7 • Three times
2024		3 • Junior Sherrill vs. Tennessee
Season	1.	40 • Warren Norman, 2009
	8.	30 • Kwane Doster, 2004
2024		13 • Junior Sherrill
Career	1.	108 • Darrius Sims, 2013-16
	3.	85 • Tony Jackson, 1989-93
Active		13 • Junior Sherrill

Kickoff Return Yards

Game	1.	243 • Kwane Doster at Ole Miss, 2002
	2.	217 • Darrius Sims vs. South Carolina, 2014
2024		142 • Junior Sherrill vs. Tennessee
Season	1.	1,050 • Warren Norman, 2009
	10.	616 • Kwane Doster, 2002
2024		375 • Junior Sherrill
Career	1.	2,558 • Darrius Sims, 2013-16
	10.	1,388 • Clay Parker, 1981-83, 1985
Active		375 • Junior Sherrill, 2023-present

Punt Returns

Game	1.	8 • Twice
	3.	7 • Twice
2024		4 • Martel Hight vs. Alcorn State
Season	1.	43 • Lee Nalley, 1948
	9.	30 • Doug Matthews, 1968
2024		16 • Martel Hight
Career	1.	112 • Lee Nalley, 1947-49
	3.	85 • Tony Jackson, 1989-93
Active		17 • Martel Hight, 2023-present

Punt Return Yards

Game	1.	203 • Lee Nalley vs. Kentucky, 1948
	2024	127 • Martel Hight vs. Alcorn State
Season	1.	791 • Lee Nalley, 1948
	5.	305 • Alvin Duke, 1995
2024		259 • Martel Hight
Career	1.	1,708 • Lee Nalley, 1947-49
	10.	402 • Walter Overton, 1971-72
Active		281 • Martel Hight, 2023-present

## RESULTS

	Date	Opponent		Score	Overall	Conf	Time	Attend
	08/31/2024	Virginia Tech	Wot1	34-27	1-0	0-0	3:41	28934
	09/07/2024	Alcorn	W	55-0	2-0	0-0	3:08	24080
	09/14/2024	at Georgia St.	L	32-36	2-1	0-0	3:44	14413
*	09/21/2024	at Missouri	Lot2	27-30	2-2	0-1	3:41	62621
*	10/05/2024	Alabama	W	40-35	3-2	1-1	3:27	28934
*	10/12/2024	at Kentucky	W	20-13	4-2	2-1	3:23	62120
	10/19/2024	Ball St.	W	24-14	5-2	2-1	2:56	27884
*	10/26/2024	Texas	L	24-27	5-3	2-2	3:16	28934
*	11/02/2024	at Auburn	W	17-7	6-3	3-2	3:21	88043
*	11/09/2024	South Carolina	L	7-28	6-4	3-3	3:05	28934
*	11/23/2024	at LSU	L	17-24	6-5	3-4	3:05	102086
*	11/30/2024	Tennessee	L	23-36	6-6	3-5	3:39	28934

## TEAM STATS

	VU	OPP
<b>Scoring</b>	<b>320</b>	<b>277</b>
Points per game	26.7	23.1
Points Off Turnovers	58	3
<b>First Downs</b>	<b>216</b>	<b>244</b>
Rushing	96	95
Passing	99	132
Penalty	21	17
<b>Rushing Yardage</b>	<b>1671</b>	<b>1640</b>
Yards gained rushing	1902	1864
Yards lost rushing	231	224
Rushing attempts	437	391
Average per rush	3.8	4.2
Average per game	139.3	136.7
TDs Rushing	16	13
<b>Passing Yardage</b>	<b>2162</b>	<b>2860</b>
Comp-Att-Int	166-283-4	240-356-9
Average per pass	7.6	8.0
Average per catch	13.0	11.9
Average per game	180.2	238.3
TDs Passing	18	21
<b>Total offense</b>	<b>3833</b>	<b>4500</b>
Total plays	720	747
Average per play	5.3	6.0
Average per game	319.4	375.0
<b>Kick returns: #-Yards</b>	<b>15-396</b>	<b>30-564</b>
<b>Punt returns: #-Yards</b>	<b>16-259</b>	<b>14-150</b>
<b>Int returns: #-Yards</b>	<b>9-104</b>	<b>4-16</b>
<b>Kick return average</b>	<b>26.4</b>	<b>18.8</b>
<b>Punt return average</b>	<b>16.2</b>	<b>10.7</b>
<b>Int return average</b>	<b>11.6</b>	<b>4.0</b>
<b>Fumbles-Lost</b>	<b>12-3</b>	<b>9-5</b>
<b>Penalties-Yards</b>	<b>65-628</b>	<b>79-664</b>
Average per game	52.3	55.3
<b>Punts-Yards</b>	<b>47-2255</b>	<b>43-1766</b>
Average per punt	48.0	41.1
Net punt average	43.0	34.8
<b>Kickoffs-Yards</b>	<b>65-4025</b>	<b>56-3495</b>
Average per kick	61.9	62.4
Net kick average	40.7	37.9
<b>Time of possession / game</b>	<b>31:03</b>	<b>28:57</b>
<b>3rd-down conversion</b>	<b>69/157</b>	<b>72/150</b>
3rd-down pct	44%	48%
<b>4rd-down conversion</b>	<b>7/13</b>	<b>7/14</b>

TEAM STATS

	VU	OPP
4rd-down pct	54%	50%
Sacks by-Yards	23-138	17-118
Misc Yards	0	0
Touchdowns scored	38	34
Field goals - attempts	18-21	12-19
On-Side kicks	0-1	0-0
Red-zone scores	(37-40) 93%	(28-34) 82%
Red-zone touchdowns	(27-40) 68%	(19-34) 56%
PAT-attempts	(34-35) 97%	(33-33) 100%
2-point conversion-attempts	(2-3) 67%	(0-1) 0%
Attendance	196634	329283
Games / Avg per game	7/28091	5/65857
Neutral site games	-	0/0

Score by Periods

Team	1st	2nd	3rd	4th	OT	TOT
Vanderbilt	81	78	47	100	14	320
Opponents	52	74	84	57	10	277



INDIVIDUAL STATS

Rushing

Player	gp	att	gain	loss	net	avg	td	lg	avg/g
Diego Pavia	12	176	884	168	716	4.1	6	36	59.7
Sedrick Alexander	12	151	574	20	554	3.7	6	31	46.2
AJ Newberry	11	41	189	4	185	4.5	3	20	16.8
Nate Johnson	10	11	116	2	114	10.4	1	56	11.4
Chase Gillespie	10	15	52	1	51	3.4	0	7	5.1
Moni Jones	12	17	51	1	50	2.9	0	9	4.2
Jesse Mirco	12	1	9	0	9	9.0	0	9	0.8
Eli Stowers	12	6	13	6	7	1.2	0	9	0.6
Tristen Brown	9	1	1	0	1	1.0	0	1	0.1
Junior Sherrill	12	4	13	13	0	0.0	0	8	0.0
Landon Wells	1	1	0	2	-2	-2.0	0	0	-2.0
Team	12	13	0	14	-14	-1.1	0	0	-1.2
Total	12	437	1902	231	1671	3.8	16	56	139.3
Opponents	12	391	1864	224	1640	4.2	13	64	136.7

Passing

Player	gp	effic	comp-att-int	pct	yds	td	lg	avg/g
Diego Pavia	12	141.3	164-277-4	59.2	2133	17	65	177.8
Nate Johnson	10	66.9	1-3-0	33.3	12	0	12	1.2
Eli Stowers	12	286.4	1-2-0	50.0	17	1	17	1.4
Richie Hoskins	12	0.0	0-1-0	0.0	0	0	0	0.0
Total	12	141.0	166-283-4	58.7	2162	18	65	180.2
Opponents	12	149.3	240-356-9	67.4	2860	21	86	238.3

Receiving

Player	gp	no.	yds	avg	td	lg	avg/g
Eli Stowers	12	45	583	13.0	4	41	48.6
Quincy Skinner Jr.	12	28	360	12.9	2	63	30.0
Junior Sherrill	12	28	401	14.3	3	43	33.4
Sedrick Alexander	12	20	207	10.4	1	38	17.3
Loic Fouonji	12	11	147	13.4	0	39	12.3
Richie Hoskins	12	11	131	11.9	2	31	10.9
Cole Spence	11	7	84	12.0	1	17	7.6
AJ Newberry	11	7	134	19.1	2	53	12.2
Tristen Brown	9	3	27	9.0	0	11	3.0
Dariyan Wiley	6	1	8	8.0	0	8	1.3
Nate Johnson	10	1	1	1.0	0	1	0.1
Chase Gillespie	10	1	6	6.0	0	6	0.6
Gabe Fisher	12	1	2	2.0	1	2	0.2
Kamrean Johnson	12	1	6	6.0	1	6	0.5
Joseph McVay	4	1	65	65.0	1	65	16.3
Total	12	166	2162	13.0	18	65	180.2
Opponents	12	240	2860	11.9	21	86	238.3

Punt Returns

Player	no.	yds	avg	td	lg
Martel Hight	16	259	16.2	1	57
Total	16	259	16.2	1	57
Opponents	14	150	10.7	0	24

Interceptions

Player	no.	yds	avg	td	lg
Martel Hight	2	3	1.5	0	4
De'Rickey Wright	1	9	9.0	0	9
Miles Capers	1	0	0.0	0	0
CJ Taylor	1	23	23.0	0	23
Alan Wright	1	18	18.0	1	18
Randon Fontenette	1	29	29.0	1	29
Bryan Longwell	1	7	7.0	0	7
Glenn Seabrooks III	1	15	15.0	0	15
Total	9	104	11.6	2	29
Opponents	4	16	4.0	0	9

Kick Returns

Player	no.	yds	avg	td	lg
Junior Sherrill	13	375	28.8	1	100
Steven Sannieniola	1	-1	-1.0	0	0
Chase Gillespie	1	22	22.0	0	22
Total	15	396	26.4	1	100
Opponents	30	564	18.8	0	46

Fumbles Recovered

Player	no.	yds	avg	td	lg
Nick Rinaldi	2	0	0.0	0	0
De'Rickey Wright	1	0	0.0	0	0
Yilanan Ouattara	1	0	0.0	0	0
Langston Patterson	1	0	0.0	0	0
Total	5	0	0.0	0	0
Opponents	3	2	0.7	0	2

INDIVIDUAL STATS

Scoring

			PAT						
Player	td	fg	kick	rush	rcv	pass	dxp	saf	pts
Brock Taylor	-	18-21	34-35	-	-	-	-	-	88
Sedrick Alexander	7	-	-	-	-	-	-	-	42
Diego Pavia	6	-	-	-	-	2	-	-	36
AJ Newberry	5	-	-	-	1	-	-	-	32
Eli Stowers	4	-	-	-	-	-	-	-	24
Junior Sherrill	4	-	-	-	-	-	-	-	24
Quincy Skinner Jr.	2	-	-	-	-	-	-	-	12
Richie Hoskins	2	-	-	-	-	-	-	-	12
Cole Spence	1	-	-	-	1	-	-	-	8
Alan Wright	1	-	-	-	-	-	-	-	6
Nate Johnson	1	-	-	-	-	-	-	-	6
Randon Fontenette	1	-	-	-	-	-	-	-	6
Gabe Fisher	1	-	-	-	-	-	-	-	6
Martel Hight	1	-	-	-	-	-	-	-	6
Kamrean Johnson	1	-	-	-	-	-	-	-	6
Joseph McVay	1	-	-	-	-	-	-	-	6
Total	38	18-21	34-35	0	2	2	0	0	320
Opponents	34	12-19	33-33	0	0	0	0	2	277

Field Goals

Player	fg	pct.	01-19	20-29	30-39	40-49	50-99	lg	blk
Brock Taylor	18-21	85.7	0-0	4-4	5-6	4-5	5-6	57	0
Opponents	12-19	63.2	0-0	5-6	2-2	3-8	2-3	54	0

FG Sequence

Team Name	Vanderbilt	Opponents
LSU	(47)	(28)
Virginia Tech	(43),(53),43	(40),(38)
Missouri	(27),(57),50,31	24,(23),(54),40,46,(37)
Texas	(54)	(40),(23)
Ball St.	(27),(24),(38)	
Georgia St.	(28)	(24),45,(45)
Alcorn	(35),(46)	
Alabama	(51),(33)	
Kentucky	(49),(50)	
Auburn	(31),()	44,52
Tennessee	(32)	(50),(22)
South Carolina		42

Numbers in (parentheses) indicate field goal was made

Total Offense

Player	g	plays	rush	pass	total	avg/g
Diego Pavia	12	453	716	2133	2849	237.4
Sedrick Alexander	12	151	554	0	554	46.2
AJ Newberry	11	41	185	0	185	16.8
Nate Johnson	10	14	114	12	126	12.6
Chase Gillespie	10	15	51	0	51	5.1
Moni Jones	12	17	50	0	50	4.2
Eli Stowers	12	8	7	17	24	2.0
Jesse Mirco	12	1	9	0	9	0.8
Tristen Brown	9	1	1	0	1	0.1
Landon Wells	1	1	-2	0	-2	-2.0
Team	12	0	-14	0	-14	-1.2
Total	12	720	1671	2162	3833	319.4
Opponents	12	747	1640	2860	4500	375.0

Punting

Player	no.	yds	avg	lg	tb	fc	i20	50+	blk
Jesse Mirco	47	2255	48.0	69	5	9	19	19	0
Total	47	2255	48.0	69	5	9	19	19	0
Opponents	43	1766	41.1	59	1	16	14	5	0

Kickoffs

Player	no.	yds	avg	tb	ob	retn	net	ydln
Brock Taylor	38	2335	61.4	21	3			
Will Faris	25	1575	63.0	9	0			
Jesse Mirco	2	115	57.5	0	1			
Total	65	4025	61.9	30	4	30	40.7	24
Opponents	56	3495	62.4	39	2	14	37.9	27

## INDIVIDUAL STATS

## All Purpose

Player	g	rush	rcv	pr	kr	ir	total	avg/g
Junior Sherrill	12	0	401	0	375	0	776	64.7
Sedrick Alexander	12	554	207	0	0	0	761	63.4
Diego Pavia	12	716	0	0	0	0	716	59.7
Eli Stowers	12	7	583	0	0	0	590	49.2
Quincy Skinner Jr.	12	0	360	0	0	0	360	30.0
AJ Newberry	11	185	134	0	0	0	319	29.0
Martel Hight	12	0	0	259	0	3	262	21.8
Loic Fouonji	12	0	147	0	0	0	147	12.3
Richie Hoskins	12	0	131	0	0	0	131	10.9
Nate Johnson	10	114	1	0	0	0	115	11.5
Cole Spence	11	0	84	0	0	0	84	7.6
Chase Gillespie	10	51	6	0	22	0	79	7.9
Joseph McVay	4	0	65	0	0	0	65	16.3
Moni Jones	12	50	0	0	0	0	50	4.2
Randon Fontenette	12	0	0	0	0	29	29	2.4
Tristen Brown	9	1	27	0	0	0	28	3.1
CJ Taylor	12	0	0	0	0	23	23	1.9
Alan Wright	11	0	0	0	0	18	18	1.6
Glenn Seabrooks III	12	0	0	0	0	15	15	1.3
De'Rickey Wright	12	0	0	0	0	9	9	0.8
Jesse Mirco	12	9	0	0	0	0	9	0.8
Dariyan Wiley	6	0	8	0	0	0	8	1.3
Bryan Longwell	12	0	0	0	0	7	7	0.6
Kamrean Johnson	12	0	6	0	0	0	6	0.5
Gabe Fisher	12	0	2	0	0	0	2	0.2
Steven Sannieniola	4	0	0	0	-1	0	-1	-0.3
Landon Wells	1	-2	0	0	0	0	-2	-2.0
Team	12	-14	0	0	0	0	-14	-1.2
<b>Total</b>	<b>12</b>	<b>1671</b>	<b>2162</b>	<b>259</b>	<b>396</b>	<b>104</b>	<b>4592</b>	<b>382.7</b>
<b>Opponents</b>	<b>12</b>	<b>1640</b>	<b>2860</b>	<b>150</b>	<b>564</b>	<b>16</b>	<b>5230</b>	<b>435.8</b>

## OVERALL DEFENSE

			Tackles				Sacks	Pass defense			Fumbles		blkd	
##	Player	gp	ua	a	tot	tfl/yds	no-yds	int-yds	brup	qbh	fr-yds	ff	kick	saf
4	Bryan Longwell	12	36	44	80	7.5-14	1.5-8	1-7	4	1	.	.	.	.
10	Langston Patterson	10	37	37	74	3.5-8	.	.	2	.	1-0	.	.	.
2	Randon Fontenette	12	41	32	73	8-43	3.5-26	1-29	8	.	.	.	.	.
1	CJ Taylor	12	40	18	58	2.5-4	.	1-23	3	1	.	2	.	.
19	De'Rickey Wright	12	34	13	47	1-2	.	1-9	2	.	1-0	.	.	.
29	Miles Capers	11	19	23	42	7-29	3-18	1-0	3	1	.	2	.	.
24	Nick Rinaldi	12	27	15	42	4-27	4-27	.	.	.	2-0	.	.	.
98	De'Marion Thomas	12	13	18	31	1.5-6	1-5	.	.	.	.	.	.	.
25	Martel Hight	12	25	6	31	2-5	.	2-3	4	.	.	1	.	.
5	Yilanan Ouattara	12	10	18	28	3.5-7	1-6	.	2	2	1-0	.	.	.
53	Glenn Seabrooks III	12	13	11	24	1-1	.	1-15	.	.	.	.	.	.
0	Aeneas DiCosmo	12	10	12	22	3-14	1.5-10	.	2	1	.	.	.	.
6	Kolbey Taylor	10	16	5	21	1-1	.	.	.	.	.	.	.	.
91	Christian James	10	9	11	20	2-8	.	.	1	1	.	.	.	.
20	Prince Kollie	12	11	7	18	1-3	1-3	.	1	.	.	.	.	.
7	Marlen Sewell	12	8	9	17	.	.	.	1	.	.	.	.	.
8	Tyson Russell	12	11	6	17	1-2	.	.	.	.	.	.	.	.
95	Linus Zunk	12	7	8	15	2.5-11	1.5-10	.	1	2	.	.	.	.
34	Maurice Hampton Jr.	9	9	6	15	.	.	.	1	.	.	1	.	.
22	Bryce Cowan	12	8	6	14	0.5-5	.	.	2	.	.	.	.	.
27	Jaylin Lackey	12	10	2	12	.	.	.	2	.	.	.	.	.
96	Khordae Sydnor	10	7	5	12	5.5-22	4-20	.	1	1	.	.	.	.
21	Dontae Carter	12	7	2	9	.	.	.	2	.	.	.	.	.
94	Bradley Mann	9	5	4	9	1-7	.	.	.	.	.	.	.	.
15	Zaylin Wood	3	2	5	7	1-5	1-5	.	.	1	.	.	.	.
37	Jailen Ruth	12	6	.	6	.	.	.	.	.	.	.	.	.
30	Trudell Berry	10	4	1	5	1-2	.	.	2	.	.	1	.	.
33	Boubacar Diakite	6	3	1	4	.	.	.	.	.	.	.	.	.
14	Steven Sannieniola	4	1	2	3	1-2	.	.	.	.	.	.	.	.
33	Moni Jones	12	1	1	2	.	.	.	.	.	.	.	.	.
48	Julian Ashby	12	1	1	2	.	.	.	.	.	.	.	.	.
16	Cole Spence	11	2	.	2	.	.	.	.	.	.	.	.	.
28	Sedrick Alexander	12	1	.	1	.	.	.	.	.	.	.	.	.
18	Jalen Gilbert	12	1	.	1	.	.	.	.	.	.	.	.	.
11	Loic Fouonji	12	1	.	1	.	.	.	.	.	.	.	.	.
2	Diego Pavia	12	1	.	1	.	.	.	.	.	.	.	.	.
88	Brock Taylor	12	1	.	1	.	.	.	.	.	.	.	.	.
12	Jeffrey Ugochukwu	12	1	.	1	1-3	.	.	.	.	.	.	.	.
99	Devin Lee	4	1	.	1	.	.	.	.	.	.	.	.	.
32	Mason Carter	1	.	1	1	.	.	.	.	.	.	.	.	.
87	Joseph McVay	4	1	.	1	.	.	.	.	.	.	.	.	.



OVERALL DEFENSE

			Tackles				Sacks	Pass defense			Fumbles	blkd		
##	Player	gp	ua	a	tot	tfl/yds	no-yds	int-yds	brup	qbh	fr-yds	ff	kick	saf
38	Will Faris	5	1	.	1	.	.	.	.	.	.	.	.	.
36	Alan Wright	11	.	.	.	.	.	1-18	.	.	.	.	.	.
	Totals	12	442	330	772	63-231	23-138	9-104	44	11	5-0	7	0	0
	Opponents	12	378	358	736	53-191	17-118	4-16	48	38	3-2	5	0	2

TEAM GAME-BY-GAME

Date	Opponent	Rushing				Receiving				Passing				Kick Returns				Punt Returns				tot off
		no.	yds	td	lg	no.	yds	td	lg	cmp-att-int	yds	td	lg	no.	yds	td	lg	no.	yds	td	lg	
08/31/2024	Virginia Tech	48	181	2	27	12	190	2	41	12-16-0	190	2	41	2	50	0	27	1	22	0	22	371
09/07/2024	Alcorn	39	242	4	56	11	100	1	17	11-14-0	100	1	17	1	34	0	34	4	127	1	57	342
09/14/2024	at Georgia St.	34	110	2	12	18	270	2	53	18-33-0	270	2	53	1	-1	0	0	3	21	0	13	380
09/21/2024	at Missouri	36	146	1	36	14	178	2	65	14-23-0	178	2	65	0	0	0	0	0	0	0	0	324
10/05/2024	Alabama	54	166	2	13	16	252	2	36	16-21-0	252	2	36	1	5	0	5	1	-2	0	0	418
10/12/2024	at Kentucky	37	145	0	31	15	143	2	21	15-18-1	143	2	21	0	0	0	0	0	0	0	0	288
10/19/2024	Ball St.	37	145	1	20	17	275	1	43	17-31-0	275	1	43	2	57	0	33	3	42	0	25	420
10/26/2024	Texas	31	114	1	18	17	155	2	21	17-31-2	155	2	21	2	34	0	18	1	15	0	15	269
11/02/2024	at Auburn	38	84	0	7	9	143	2	31	9-23-0	143	2	31	0	0	0	0	1	39	0	39	227
11/09/2024	South Carolina	28	108	1	17	16	166	0	33	16-31-0	166	0	33	2	53	0	27	1	-4	0	0	274
11/23/2024	at LSU	24	122	1	36	13	186	1	63	13-24-0	186	1	63	0	0	0	0	1	-1	0	0	308
11/30/2024	Tennessee	31	108	1	20	8	104	1	31	8-18-1	104	1	31	4	164	1	100	0	0	0	0	212
Vanderbilt		437	1671	16	56	166	2162	18	65	166-283-4	2162	18	65	15	396	1	100	16	259	1	57	3833
Opponents		391	1640	13	64	240	2860	21	86	240-356-9	2860	21	86	30	564	0	46	14	150	0	24	4500

Vanderbilt Averages

Games	Avg/ rush	Avg/ catch	Pass effc	KR avg	PR avg	All purpose avg/game	Total offense avg/game
12	3.8	13.0	141.0	26.4	16.2	382.7	319.4

Date	Opponent	Tackles				Sacks no-yds	Fumble		Pass Defense			blkd kick	PAT attempts			off		
		ua	a total	tfl-yds			ff	fr-yds	int-yds	qbh	brup		kick	rush	rcv	saf	t/o	pts
08/31/2024	Virginia Tech	37	34	71	8.0-36	4-26	0	0-0	1-15	1	4	0	4-4	0	0	0	7	34
09/07/2024	Alcorn	24	28	52	6.0-13	1-3	0	0-0	2-41	1	4	0	7-7	0	0	0	14	55
09/14/2024	at Georgia St.	46	26	72	5.0-21	1-14	0	0-0	1-7	3	2	0	3-3	0	1	0	7	32
09/21/2024	at Missouri	40	46	86	8.0-23	3-13	0	0-0	0-0	0	4	0	3-3	0	0	0	0	27
10/05/2024	Alabama	24	16	40	4.0-15	2-11	1	1-0	1-29	0	3	0	4-5	0	0	0	6	40
10/12/2024	at Kentucky	32	28	60	2.0-4	1-2	1	1-0	1-9	2	2	0	2-2	0	0	0	3	20
10/19/2024	Ball St.	34	16	50	5.0-35	2-17	0	0-0	0-0	1	3	0	1-1	0	1	0	0	24
10/26/2024	Texas	44	28	72	9.0-41	4-29	0	0-0	2-4	2	6	0	3-3	0	0	0	14	24
11/02/2024	at Auburn	44	10	54	7.0-22	4-17	1	1-0	0-0	0	4	0	2-2	0	0	0	0	17
11/09/2024	South Carolina	35	28	63	5.0-12	0-0	2	1-0	0-0	0	4	0	1-1	0	0	0	0	7
11/23/2024	at LSU	37	42	79	2.0-7	1-6	1	0-0	0-0	0	4	0	2-2	0	0	0	0	17
11/30/2024	Tennessee	45	28	73	2.0-2	0-0	1	1-0	1--1	1	4	0	2-2	0	0	0	7	23
Vanderbilt		442	330	772	63.0-231	23-138	7	5-0	9-104	11	44	0	34-35	0	2	0	58	320
Opponents		378	358	736	53.0-191	17-118	5	3-2	4-16	38	48	0	33-33	0	0	2	3	277

Date	Opponent	Punting										Field Goals			Kickoffs				
		no.	yds	avg	long	blkd	tb	fc	50+	i20		md-att	long	blkd	no.	yds	avg	tb	ob
08/31/2024	Virginia Tech	4	187	46.8	60	0	0	2	2	1		2-3	53	0	6	380	63.3	2	0
09/07/2024	Alcorn	2	111	55.5	69	0	0	0	1	2		2-2	46	0	10	624	62.4	4	0
09/14/2024	at Georgia St.	3	105	35.0	42	0	0	0	0	1		1-1	28	0	7	452	64.6	3	0
09/21/2024	at Missouri	6	280	46.7	54	0	0	3	2	0		2-4	57	0	4	252	63.0	0	0
10/05/2024	Alabama	2	76	38.0	46	0	0	0	0	2		2-2	51	0	8	517	64.6	5	0
10/12/2024	at Kentucky	2	89	44.5	45	0	0	0	0	1		2-2	50	0	5	259	51.8	2	1
10/19/2024	Ball St.	3	137	45.7	53	0	1	0	1	1		3-3	38	0	6	388	64.7	5	0
10/26/2024	Texas	5	241	48.2	60	0	0	2	2	1		1-1	54	0	3	195	65.0	2	0
11/02/2024	at Auburn	8	423	52.9	64	0	1	0	5	3		1-1	31	0	4	256	64.0	3	1
11/09/2024	South Carolina	5	248	49.6	61	0	2	2	2	2		0-0	0	0	2	130	65.0	2	0

TEAM GAME-BY-GAME

		Punting										Field Goals			Kickoffs				
Date	Opponent	no.	yds	avg	long	blkd	tb	fc	50+	i20	md-att	long	blkd	no.	yds	avg	tb	ob	
Opponents		43	1766	41.1	59	0	1	16	5	14	12-19	54	0	56	3495	62.4	39	2	

OPPONENT GAME-BY-GAME

Date	Opponent	no.	yds	td	lg	no.	yds	td	lg	cmp-att-int	yds	td	lg	no.	yds	td	lg	no.	yds	td	lg	off
08/31/2024	Virginia Tech	30	75	1	24	22	322	2	62	22-34-1	322	2	62	4	96	0	29	1	17	0	17	397
09/07/2024	Alcorn	28	40	0	15	8	31	0	10	8-16-2	31	0	10	6	102	0	25	0	0	0	0	71
09/14/2024	at Georgia St.	34	157	1	29	26	269	3	33	26-41-1	269	3	33	3	46	0	22	0	0	0	0	426
09/21/2024	at Missouri	40	216	1	64	23	226	2	27	23-37-0	226	2	27	4	77	0	32	2	40	0	24	442
10/05/2024	Alabama	21	84	4	32	18	310	1	58	18-24-1	310	1	58	3	75	0	46	0	0	0	0	394
10/12/2024	at Kentucky	31	164	1	16	15	158	1	23	15-26-1	158	1	23	2	60	0	38	2	5	0	6	322
10/19/2024	Ball St.	22	78	1	13	21	190	1	29	21-29-0	190	1	29	1	16	0	16	1	1	0	1	268
10/26/2024	Texas	34	104	0	23	27	288	3	31	27-37-2	288	3	31	1	15	0	15	3	41	0	24	392
11/02/2024	at Auburn	29	88	0	27	20	239	1	30	20-29-0	239	1	30	0	0	0	0	3	29	0	17	327
11/09/2024	South Carolina	43	214	2	39	14	238	2	51	14-20-0	238	2	51	0	0	0	0	1	7	0	7	452
11/23/2024	at LSU	32	139	2	21	28	332	1	30	28-37-0	332	1	30	3	37	0	20	1	10	0	10	471
11/30/2024	Tennessee	47	281	0	28	18	257	4	86	18-26-1	257	4	86	3	40	0	19	0	0	0	0	538
Opponents		391	1640	13	64	240	2860	21	86	240-356-9	2860	21	86	30	564	0	46	14	150	0	24	4500
Vanderbilt		437	1671	16	56	166	2162	18	65	166-283-4	2162	18	65	15	396	1	100	16	259	1	57	3833

Opponents Averages

Games	Avg/ rush	Avg/ catch	Pass effc	KR avg	PR avg	All purpose avg/game	Total offense avg/game
12	4.2	11.9	149.3	18.8	10.7	435.8	375.0

Date	Opponent	Tackles				Sacks	Fumble		Pass Defense			blkd	PAT attempts			off		
		ua	a	total	tfl-yds	no-yds	ff	fr-yds	int-yds	qbh	brup	kick	kick	rush	rcv	saf	t/o	pts
08/31/2024	Virginia Tech	35	38	73	7.0-25	2-16	0	0-0	0-0	0	2	0	3-3	0	0	0	0	27
09/07/2024	Alcorn	31	24	55	4.0-18	2-15	0	0-0	0-0	2	1	0	0-0	0	0	0	0	0
09/14/2024	at Georgia St.	34	28	62	2.0-15	2-15	1	1-2	0-0	3	7	0	4-4	0	0	1	0	36
09/21/2024	at Missouri	21	44	65	6.0-33	1-12	0	0-0	0-0	4	6	0	3-3	0	0	0	0	30
10/05/2024	Alabama	40	40	80	7.0-12	0-0	0	0-0	0-0	0	2	0	5-5	0	0	0	0	35
10/12/2024	at Kentucky	34	28	62	6.0-37	3-32	0	0-0	1-1	1	1	0	1-1	0	0	0	0	13
10/19/2024	Ball St.	36	34	70	3.0-6	1-3	0	0-0	0-0	3	4	0	2-2	0	0	0	0	14
10/26/2024	Texas	33	26	59	2.0-3	0-0	2	1-0	2-15	5	7	0	3-3	0	0	0	3	27
11/02/2024	at Auburn	36	10	46	3.0-6	0-0	0	0-0	0-0	3	6	0	1-1	0	0	0	0	7
11/09/2024	South Carolina	29	32	61	6.0-14	2-10	1	1-0	0-0	8	8	0	4-4	0	0	0	0	28
11/23/2024	at LSU	22	30	52	2.0-3	1-2	1	0-0	0-0	8	0	0	3-3	0	0	0	0	24
11/30/2024	Tennessee	27	24	51	5.0-19	3-13	0	0-0	1-0	1	4	0	4-4	0	0	1	0	36
Opponents		378	358	736	53.0-191	17-118	5	3-2	4-16	38	48	0	33-33	0	0	2	3	277
Vanderbilt		442	330	772	63.0-231	23-138	7	5-0	9-104	11	44	0	34-35	0	2	0	58	320

Date	Opponent	Punting										Field Goals			Kickoffs				
		no.	yds	avg	long	blkd	tb	fc	50+	i20	md-att	long	blkd	no.	yds	avg	tb	ob	
08/31/2024	Virginia Tech	3	139	46.3	49	0	1	1	0	0	2-2	40	0	6	382	63.7	4	0	
09/07/2024	Alcorn	8	316	39.5	48	0	0	1	0	0	0-0	0	0	1	61	61.0	0	0	
09/14/2024	at Georgia St.	4	161	40.3	47	0	0	1	0	0	2-3	45	0	7	453	64.7	5	1	
09/21/2024	at Missouri	3	115	38.3	40	0	0	3	0	2	3-6	54	0	5	260	52.0	4	1	
10/05/2024	Alabama	2	87	43.5	47	0	0	1	0	0	0-0	0	0	6	377	62.8	5	0	
10/12/2024	at Kentucky	2	80	40.0	41	0	0	1	0	1	0-0	0	0	3	195	65.0	3	0	
10/19/2024	Ball St.	6	252	42.0	53	0	0	1	2	3	0-0	0	0	3	192	64.0	1	0	
10/26/2024	Texas	4	145	36.3	42	0	0	1	0	2	2-2	40	0	6	380	63.3	4	0	
11/02/2024	at Auburn	6	265	44.2	59	0	0	4	2	3	0-2	0	0	2	130	65.0	2	0	
11/09/2024	South Carolina	2	96	48.0	57	0	0	1	1	2	0-1	0	0	5	318	63.6	3	0	
11/23/2024	at LSU	2	74	37.0	41	0	0	1	0	0	1-1	28	0	5	325	65.0	5	0	
11/30/2024	Tennessee	1	36	36.0	36	0	0	0	0	1	2-2	50	0	7	422	60.3	3	0	



OPPONENT GAME-BY-GAME

Date	Opponent	no.	yds	avg	long	blkd	tb	fc	50+	i20	md-att	long	blkd	no.	yds	avg	tb	ob
	Vanderbilt	47	2255	48.0	69	0	5	9	19	19	18-21	57	0	65	4025	61.9	30	4

## TEAM GAME HIGHS

## Vanderbilt - Game Highs

<b>RUSHES</b>	54	Alabama (10/05/2024)
<b>YARDS RUSHING</b>	242	Alcorn (09/07/2024)
<b>YARDS PER RUSH</b>	6.2	Alcorn (09/07/2024)
<b>TD RUSHES</b>	4	Alcorn (09/07/2024)
<b>PASS ATTEMPTS</b>	33	at Georgia St. (09/14/2024)
<b>PASS COMPLETIONS</b>	18	at Georgia St. (09/14/2024)
<b>YARDS PASSING</b>	275	Ball St. (10/19/2024)
<b>YARDS PER PASS</b>	12.0	Alabama (10/05/2024)
<b>TD PASSES</b>	2 2 2 2 2 2 2	at Auburn (11/02/2024) Texas (10/26/2024) at Kentucky (10/12/2024) Alabama (10/05/2024) at Missouri (09/21/2024) at Georgia St. (09/14/2024) Virginia Tech (08/31/2024)
<b>TOTAL PLAYS</b>	75	Alabama (10/05/2024)
<b>TOTAL OFFENSE</b>	420	Ball St. (10/19/2024)
<b>YARDS PER PLAY</b>	6.5	Alcorn (09/07/2024)
<b>POINTS</b>	55	Alcorn (09/07/2024)
<b>SACKS BY</b>	4 4 4	at Auburn (11/02/2024) Texas (10/26/2024) Virginia Tech (08/31/2024)
<b>FIRST DOWNS</b>	26	Alabama (10/05/2024)
<b>PENALTIES</b>	9 9	at Georgia St. (09/14/2024) Alcorn (09/07/2024)
<b>PENALTY YARDS</b>	93	at Missouri (09/21/2024)
<b>TURNOVERS</b>	3	Texas (10/26/2024)
<b>PUNTS</b>	8	at Auburn (11/02/2024)
<b>PUNTING AVG</b>	55.5	Alcorn (09/07/2024)
<b>LONG PUNT</b>	69	Alcorn (09/07/2024)
<b>PUNTS INSIDE 20</b>	3 3	Tennessee (11/30/2024) at Auburn (11/02/2024)
<b>LONG PUNT RETURN</b>	57	Alcorn (09/07/2024)

## OPPONENT GAME HIGHS

### Opponent - Game Highs

<b>RUSHES</b>	47	Tennessee (11/30/2024)
<b>YARDS RUSHING</b>	281	Tennessee (11/30/2024)
<b>YARDS PER RUSH</b>	6.0	Tennessee (11/30/2024)
<b>TD RUSHES</b>	4	Alabama (10/05/2024)
<b>PASS ATTEMPTS</b>	41	at Georgia St. (09/14/2024)
<b>PASS COMPLETIONS</b>	28	at LSU (11/23/2024)
<b>YARDS PASSING</b>	332	at LSU (11/23/2024)
<b>YARDS PER PASS</b>	12.9	Alabama (10/05/2024)
<b>TD PASSES</b>	4	Tennessee (11/30/2024)
<b>TOTAL PLAYS</b>	77	at Missouri (09/21/2024)
<b>TOTAL OFFENSE</b>	538	Tennessee (11/30/2024)
<b>YARDS PER PLAY</b>	8.8	Alabama (10/05/2024)
<b>POINTS</b>	36	Tennessee (11/30/2024)
	36	at Georgia St. (09/14/2024)
<b>SACKS BY</b>	3	Tennessee (11/30/2024)
	3	at Kentucky (10/12/2024)
<b>FIRST DOWNS</b>	28	Tennessee (11/30/2024)
<b>PENALTIES</b>	13	Tennessee (11/30/2024)
<b>PENALTY YARDS</b>	107	Texas (10/26/2024)
<b>TURNOVERS</b>	2	Tennessee (11/30/2024)
	2	Texas (10/26/2024)
	2	at Kentucky (10/12/2024)
	2	Alabama (10/05/2024)
	2	Alcorn (09/07/2024)
<b>PUNTS</b>	8	Alcorn (09/07/2024)
<b>PUNTING AVG</b>	48.0	South Carolina (11/09/2024)
<b>LONG PUNT</b>	59	at Auburn (11/02/2024)
<b>PUNTS INSIDE 20</b>	3	at Auburn (11/02/2024)
	3	Ball St. (10/19/2024)
<b>LONG PUNT RETURN</b>	24	Texas (10/26/2024)
	24	at Missouri (09/21/2024)

## TEAM GAME LOWS

## Vanderbilt - Game Lows

<b>RUSHES</b>	24	at LSU (11/23/2024)
<b>YARDS RUSHING</b>	84	at Auburn (11/02/2024)
<b>YARDS PER RUSH</b>	2.2	at Auburn (11/02/2024)
<b>TD RUSHES</b>	0	at Auburn (11/02/2024)
	0	at Kentucky (10/12/2024)
<b>PASS ATTEMPTS</b>	14	Alcorn (09/07/2024)
<b>PASS COMPLETIONS</b>	8	Tennessee (11/30/2024)
<b>YARDS PASSING</b>	100	Alcorn (09/07/2024)
<b>YARDS PER PASS</b>	5.0	Texas (10/26/2024)
<b>TD PASSES</b>	0	South Carolina (11/09/2024)
<b>TOTAL PLAYS</b>	48	at LSU (11/23/2024)
<b>TOTAL OFFENSE</b>	212	Tennessee (11/30/2024)
<b>YARDS PER PLAY</b>	3.7	at Auburn (11/02/2024)
<b>POINTS</b>	7	South Carolina (11/09/2024)
<b>SACKS BY</b>	0	Tennessee (11/30/2024)
	0	South Carolina (11/09/2024)
<b>FIRST DOWNS</b>	12	at Auburn (11/02/2024)
<b>PENALTIES</b>	2	Ball St. (10/19/2024)
<b>PENALTY YARDS</b>	10	Ball St. (10/19/2024)
<b>INTERCEPTIONS BY</b>	0	at LSU (11/23/2024)
	0	South Carolina (11/09/2024)
	0	at Auburn (11/02/2024)
	0	Ball St. (10/19/2024)
	0	at Missouri (09/21/2024)
<b>PUNTS</b>	2	at Kentucky (10/12/2024)
	2	Alabama (10/05/2024)
	2	Alcorn (09/07/2024)
<b>PUNTING AVG</b>	35.0	at Georgia St. (09/14/2024)
<b>LONG PUNT</b>	42	at Georgia St. (09/14/2024)
<b>PUNTS INSIDE 20</b>	0	at Missouri (09/21/2024)
<b>LONG PUNT RETURN</b>	0	Tennessee (11/30/2024)
	0	at LSU (11/23/2024)
	0	South Carolina (11/09/2024)
	0	at Kentucky (10/12/2024)
	0	Alabama (10/05/2024)
	0	at Missouri (09/21/2024)



# OPPONENTS GAME LOWS

## Opponent - Game Lows

<b>RUSHES</b>	21	Alabama (10/05/2024)
<b>YARDS RUSHING</b>	40	Alcorn (09/07/2024)
<b>YARDS PER RUSH</b>	1.4	Alcorn (09/07/2024)
<b>TD RUSHES</b>	0	Tennessee (11/30/2024)
	0	at Auburn (11/02/2024)
	0	Texas (10/26/2024)
	0	Alcorn (09/07/2024)
<b>PASS ATTEMPTS</b>	16	Alcorn (09/07/2024)
<b>PASS COMPLETIONS</b>	8	Alcorn (09/07/2024)
<b>YARDS PASSING</b>	31	Alcorn (09/07/2024)
<b>YARDS PER PASS</b>	1.9	Alcorn (09/07/2024)
<b>TD PASSES</b>	0	Alcorn (09/07/2024)
<b>TOTAL PLAYS</b>	44	Alcorn (09/07/2024)
<b>TOTAL OFFENSE</b>	71	Alcorn (09/07/2024)
<b>YARDS PER PLAY</b>	1.6	Alcorn (09/07/2024)
<b>POINTS</b>	0	Alcorn (09/07/2024)
<b>SACKS BY</b>	0	at Auburn (11/02/2024)
	0	Texas (10/26/2024)
	0	Alabama (10/05/2024)
<b>FIRST DOWNS</b>	6	Alcorn (09/07/2024)
<b>PENALTIES</b>	2	Ball St. (10/19/2024)
<b>PENALTY YARDS</b>	10	Ball St. (10/19/2024)
<b>INTERCEPTIONS BY</b>	0	at LSU (11/23/2024)
	0	South Carolina (11/09/2024)
	0	at Auburn (11/02/2024)
	0	Ball St. (10/19/2024)
	0	Alabama (10/05/2024)
	0	at Missouri (09/21/2024)
	0	at Georgia St. (09/14/2024)
	0	Alcorn (09/07/2024)
	0	Virginia Tech (08/31/2024)
<b>PUNTS</b>	1	Tennessee (11/30/2024)
<b>PUNTING AVG</b>	36.0	Tennessee (11/30/2024)
<b>LONG PUNT</b>	36	Tennessee (11/30/2024)
<b>PUNTS INSIDE 20</b>	0	at LSU (11/23/2024)
	0	Alabama (10/05/2024)
	0	at Georgia St. (09/14/2024)
	0	Alcorn (09/07/2024)
	0	Virginia Tech (08/31/2024)
<b>LONG PUNT RETURN</b>	0	Tennessee (11/30/2024)
	0	Alabama (10/05/2024)
	0	at Georgia St. (09/14/2024)
	0	Alcorn (09/07/2024)

## PASSING GAME-BY-GAME

#2 Diego Pavia	Comp	Att	Int	Pct	Yards	TD	Long	Sacked	Effic.
Virginia Tech	12	16	0	75.0	190	2	41	2-16	216.0
Alcorn	10	13	0	76.9	83	0	17	2-15	130.6
Georgia St.	18	33	0	54.5	270	2	53	2-15	143.3
Missouri	14	23	0	60.9	178	2	65	1-12	154.6
Alabama	16	20	0	80.0	252	2	36	0-0	218.8
Kentucky	15	18	1	83.3	143	2	21	3-32	175.6
Ball St.	17	31	0	54.8	275	1	43	1-3	140.0
Texas	16	29	2	55.2	143	2	21	0-0	105.6
Auburn	9	22	0	40.9	143	2	31	0-0	125.5
South Carolina	16	31	0	51.6	166	0	33	2-10	96.6
LSU	13	24	0	54.2	186	1	63	1-2	133.0
Tennessee	8	17	1	47.1	104	1	31	3-13	106.1
<b>Totals</b>	<b>164</b>	<b>277</b>	<b>4</b>	<b>59.2</b>	<b>2133</b>	<b>17</b>	<b>65</b>	<b>17-118</b>	<b>141.3</b>

#5 Richie Hoskins	Comp	Att	Int	Pct	Yards	TD	Long	Sacked	Effic.
Tennessee	0	1	0	0.0	0	0	0	0-0	0.0
<b>Totals</b>	<b>0</b>	<b>1</b>	<b>0</b>	<b>0.0</b>	<b>0</b>	<b>0</b>	<b>0</b>	<b>0-0</b>	<b>0.0</b>

#8 Nate Johnson	Comp	Att	Int	Pct	Yards	TD	Long	Sacked	Effic.
Alabama	0	1	0	0.0	0	0	0	0-0	0.0
Texas	1	2	0	50.0	12	0	12	0-0	100.4
<b>Totals</b>	<b>1</b>	<b>3</b>	<b>0</b>	<b>33.3</b>	<b>12</b>	<b>0</b>	<b>12</b>	<b>0-0</b>	<b>66.9</b>

#9 Eli Stowers	Comp	Att	Int	Pct	Yards	TD	Long	Sacked	Effic.
Alcorn	1	1	0	100.0	17	1	17	0-0	572.8
Auburn	0	1	0	0.0	0	0	0	0-0	0.0
<b>Totals</b>	<b>1</b>	<b>2</b>	<b>0</b>	<b>50.0</b>	<b>17</b>	<b>1</b>	<b>17</b>	<b>0-0</b>	<b>286.4</b>

# RUSHING AND RECEIVING GAME-BY-GAME

## Rushing

Player	No-Yds/TD	VT	Alcorn	GSU	MO	UA	UK	BSU	TX	AU	SC	LS	UT
Diego Pavia	176-716/6	26-104/1	13-51/1	15-40/0	17-84/0	20-56/0	14-53/0	13-82/1	16-67/1	12-26/0	13-65/1	6-43/1	11-4
Sedrick Alexander	151-554/6	17-69/1	12-54/1	11-42/1	11-52/0	21-64/2	11-58/0	12-41/0	10-32/0	10-28/0	10-30/0	9-24/0	17-6
AJ Newberry	41-185/3	1-9/0	6-54/1	3-14/1	6-18/1	7-34/0	6-15/0	1-3/0	2-5/0	3-7/0	3-4/0	3-22/0	DN
Moni Jones	17-50/0	1-1/0	1-6/0	1-2/0	-	2-1/0	1-9/0	2-5/0	1-1/0	5-19/0	1-2/0	1-3/0	1-1
Chase Gillespie	15-51/0	1-4/0	4-10/0	DNP	DNP	2-4/0	-	5-19/0	-	2-11/0	-	-	1-3
Nate Johnson	11-114/1	-	2-69/1	1-7/0	DNP	-	-	1--2/0	1-11/0	2-2/0	1-7/0	3-20/0	DN
Eli Stowers	6-7/0	1-0/0	-	-	-	-	2-12/0	-	1--2/0	1--4/0	-	1-1/0	-
Junior Sherrill	4-0/0	1--6/0	-	1-5/0	1--7/0	1-8/0	-	-	-	-	-	-	-
Jesse Mirco	1-9/0	-	-	-	-	-	-	-	-	-	-	1-9/0	-
Tristen Brown	1-1/0	-	-	1-1/0	DNP	DNP	DNP	-	-	-	-	-	-
Landon Wells	1--2/0	DNP	1--2/0	DNP	DNP	DNP	DNP	DNP	DNP	DNP	DNP	DNP	DN

## Receiving

Player	No-Yds/TD	VT	Alcorn	GSU	MO	UA	UK	BSU	TX	AU	SC	LS	U*
Eli Stowers	45-583/4	2-46/0	1-7/0	9-110/1	7-57/0	6-113/0	-	8-130/1	3-33/1	2-20/1	4-41/0	2-11/0	1-1!
Junior Sherrill	28-401/3	3-34/0	1-17/0	2-36/1	1-17/0	2-45/1	2-23/0	1-43/0	5-62/1	1-31/0	3-23/0	3-40/0	4-3!
Quincy Skinner Jr.	28-360/2	4-72/1	2-14/0	2-37/0	1-9/0	3-38/0	2-14/0	2-23/0	3-21/0	2-30/0	3-26/0	3-72/1	1-4
Sedrick Alexander	20-207/1	2-19/1	1-1/0	2-19/0	1-8/0	2-24/0	4-18/0	1-38/0	4-21/0	1-21/0	1-33/0	1-5/0	-
Loic Fouonji	11-147/0	1-19/0	1-9/0	-	-	-	-	1-11/0	1-6/0	-	3-23/0	3-55/0	1-2!
Richie Hoskins	11-131/2	-	-	1-14/0	-	-	3-44/1	2-12/0	-	1-7/0	2-20/0	1-3/0	1-3!
AJ Newberry	7-134/2	-	-	1-53/0	1-8/0	1-14/0	2-26/1	1-5/0	-	1-28/1	-	-	DN
Cole Spence	7-84/1	-	1-17/1	DNP	1-12/0	1-12/0	2-18/0	1-13/0	1-12/0	-	-	-	-
Tristen Brown	3-27/0	-	3-27/0	-	DNP	DNP	DNP	-	-	-	-	-	-
Joseph McVay	1-65/1	DNP	DNP	DNP	1-65/1	DNP	DNP	DNP	DNP	-	DNP	-	-
Dariyan Wiley	1-8/0	DNP	1-8/0	-	-	-	-	-	DNP	DNP	DNP	DNP	DN
Chase Gillespie	1-6/0	-	-	DNP	DNP	-	-	-	-	1-6/0	-	-	-
Kamrean Johnson	1-6/1	-	-	-	-	1-6/1	-	-	-	-	-	-	-
Gabe Fisher	1-2/1	-	-	-	1-2/1	-	-	-	-	-	-	-	-
Nate Johnson	1-1/0	-	-	1-1/0	DNP	-	-	-	-	-	-	-	DN

## TACKLES GAME-BY-GAME

## Total Tackles

Player	S-A	Total	VT	Alcorn	GSU	MO	UA	UK	BSU	TX	AU	SC	LS	UT
Bryan Longwell	36-44	80	2-7	0-2	1-3	6-6	5-3	1-5	2-2	6-5	4-0	2-1	2-5	5-5
Langston Patterson	37-37	74	4-6	1-0	4-3	5-6	2-5	DNP	DNP	2-0	4-3	2-1	5-8	8-5
Randon Fontenette	41-32	73	4-1	1-1	4-4	3-5	0-2	5-2	3-1	5-3	2-1	4-3	6-4	4-5
CJ Taylor	40-18	58	6-1	2-1	3-0	0-2	-	2-1	6-0	8-0	4-3	3-4	1-2	5-4
De'Rickey Wright	34-13	47	2-0	-	3-3	3-1	3-0	2-1	2-1	3-4	3-0	3-0	6-1	4-2
Nick Rinaldi	27-15	42	1-2	2-0	1-2	0-1	2-0	2-3	5-2	1-1	4-0	1-1	2-3	6-0
Miles Capers	19-23	42	4-3	0-3	2-2	4-3	1-0	1-2	DNP	3-4	2-2	1-1	0-2	1-1
Martel Hight	25-6	31	2-0	-	0-1	6-1	2-2	2-0	2-0	3-1	3-0	1-0	1-0	3-1
De'Marion Thomas	13-18	31	1-2	-	2-2	1-1	1-0	0-3	3-1	0-2	0-1	0-3	1-3	4-0
Yilanan Ouattara	10-18	28	1-0	1-3	1-1	0-2	0-1	0-3	1-0	3-0	1-0	1-3	1-4	0-1
Glenn Seabrooks III	13-11	24	1-2	2-0	5-1	0-3	1-0	2-0	-	0-1	1-0	1-2	0-1	0-1
Aeneas DiCosmo	10-12	22	0-2	3-4	1-2	2-3	1-0	1-0	-	0-1	2-0	-	-	-
Kolbey Taylor	16-5	21	-	DNP	6-1	3-0	2-0	1-0	0-2	DNP	-	2-1	2-0	0-1
Christian James	9-11	20	0-1	0-1	3-0	2-1	1-2	0-2	0-1	-	DNP	2-0	1-3	DNP
Prince Kollie	11-7	18	-	1-4	1-0	0-2	-	3-0	0-1	-	3-0	2-0	-	1-0
Tyson Russell	11-6	17	1-1	1-1	1-0	1-1	-	2-0	1-1	0-1	2-0	1-0	1-0	0-1
Marlen Sewell	8-9	17	-	1-0	3-0	0-5	1-0	0-1	1-0	-	-	2-1	0-2	-
Maurice Hampton Jr.	9-6	15	DNP	DNP	DNP	-	-	1-1	2-1	0-1	-	2-2	2-1	2-0
Linus Zunk	7-8	15	2-1	1-0	0-1	-	-	1-1	-	1-1	1-0	1-4	-	-
Bryce Cowan	8-6	14	-	0-2	-	-	-	1-1	2-2	-	-	1-0	4-1	-
Jaylin Lackey	10-2	12	-	0-1	1-0	-	-	-	1-1	3-0	3-0	-	2-0	-
Khordae Sydnor	7-5	12	1-0	DNP	DNP	1-0	0-1	-	-	1-2	3-0	0-1	-	1-1
Dontae Carter	7-2	9	1-0	-	1-0	0-1	1-0	1-0	1-0	-	-	2-0	0-1	-
Bradley Mann	5-4	9	-	1-2	1-0	-	-	0-1	2-0	1-1	-	DNP	DNP	DNP
Zaylin Wood	2-5	7	2-5	-	-	DNP	DNP	DNP	DNP	DNP	DNP	DNP	DNP	DNP
Jailen Ruth	6-0	6	-	2-0	1-0	-	1-0	1-0	-	-	-	-	-	1-0
Trudell Berry	4-1	5	-	1-0	-	1-0	DNP	1-0	-	1-0	-	-	0-1	DNP
Boubacar Diakite	3-1	4	2-0	1-1	DNP	DNP	-	-	-	-	DNP	DNP	DNP	DNP
Steven Sannieniola	1-2	3	-	1-1	-	0-1	DNP	DNP	DNP	DNP	DNP	DNP	DNP	DNP
Cole Spence	2-0	2	-	-	DNP	-	-	1-0	-	1-0	-	-	-	-
Moni Jones	1-1	2	-	-	-	0-1	-	-	-	-	1-0	-	-	-
Julian Ashby	1-1	2	-	-	-	-	-	0-1	-	-	-	1-0	-	-
Diego Pavia	1-0	1	-	-	1-0	-	-	-	-	-	-	-	-	-
Loic Fouonji	1-0	1	-	-	-	-	-	-	-	1-0	-	-	-	-
Jeffrey Ugochukwu	1-0	1	-	1-0	-	-	-	-	-	-	-	-	-	-
Jalen Gilbert	1-0	1	-	1-0	-	-	-	-	-	-	-	-	-	-
Sedrick Alexander	1-0	1	-	-	-	-	-	-	-	1-0	-	-	-	-
Will Faris	1-0	1	-	-	-	1-0	DNP	DNP	DNP	-	DNP	DNP	DNP	DNP
Joseph McVay	1-0	1	DNP	DNP	DNP	-	DNP	DNP	DNP	DNP	1-0	DNP	-	-
Brock Taylor	1-0	1	-	-	-	-	-	1-0	-	-	-	-	-	-
Devin Lee	1-0	1	-	-	-	1-0	DNP	DNP	DNP	DNP	DNP	DNP	DNP	DNP
Mason Carter	0-1	1	DNP	0-1	DNP	DNP	DNP	DNP	DNP	DNP	DNP	DNP	DNP	DNP

## TACKLES FOR LOSS GAME-BY-GAME

Player	UA-A	Total	VT	Alcorn	GSU	MO	UA	UK	BSU	TX	AU	SC	LS	U
Randon Fontenette	5-6	8.0	-	0.5-1	-	1.0-7	-	-	0.5-5	2.5-15	2.5-13	0.5-1	0.5-1	-
Bryan Longwell	4-7	7.5	0.5-1	0.5-0	0.5-7	2.5-3	0.5-0	-	1.0-1	0.5-0	-	1.5-2	-	-
Miles Capers	5-4	7.0	2.0-10	0.5-1	-	1.0-1	1.0-8	-	DNP	1.5-6	1.0-3	-	-	-
Khordae Sydnor	5-1	5.5	1.0-7	DNP	DNP	1.0-5	-	-	-	1.5-8	1.0-1	-	-	1.0
Nick Rinaldi	4-0	4.0	-	-	-	-	1.0-3	1.0-2	1.0-12	1.0-10	-	-	-	-
Langston Patterson	3-1	3.5	1.0-2	-	-	-	0.5-1	DNP	DNP	-	-	1.0-4	-	1.0
Yilanan Ouattara	2-3	3.5	-	-	-	1.0-0	-	-	-	1.0-1	-	-	1.5-6	-
Aeneas DiCosmo	2-2	3.0	-	-	0.5-7	0.5-1	1.0-3	-	-	-	1.0-3	-	-	-
CJ Taylor	2-1	2.5	-	1.5-3	-	-	-	-	-	1.0-1	-	-	-	-
Linus Zunk	2-1	2.5	2.5-11	-	-	-	-	-	-	-	-	-	-	-
Martel Hight	2-0	2.0	-	-	-	-	-	-	-	-	1.0-1	1.0-4	-	-
Christian James	2-0	2.0	-	-	1.0-2	1.0-6	-	-	-	-	DNP	-	-	DN
De'Marion Thomas	1-1	1.5	-	-	-	-	-	-	1.0-5	-	0.5-1	-	-	-
Kolbey Taylor	1-0	1.0	-	DNP	-	-	-	-	-	DNP	-	1.0-1	-	-
Tyson Russell	1-0	1.0	-	-	1.0-2	-	-	-	-	-	-	-	-	-
Jeffrey Ugochukwu	1-0	1.0	-	1.0-3	-	-	-	-	-	-	-	-	-	-
Steven Sannieniola	1-0	1.0	-	1.0-2	-	-	DNP	DNP	DNP	DNP	DNP	DNP	DNP	DN
Zaylin Wood	1-0	1.0	1.0-5	-	-	DNP	DNP	DNP	DNP	DNP	DNP	DNP	DNP	DN
De'Rickey Wright	1-0	1.0	-	-	1.0-2	-	-	-	-	-	-	-	-	-
Prince Kollie	1-0	1.0	-	1.0-3	-	-	-	-	-	-	-	-	-	-
Trudell Berry	1-0	1.0	-	-	-	-	DNP	1.0-2	-	-	-	-	-	DN
Glenn Seabrooks III	1-0	1.0	-	-	1.0-1	-	-	-	-	-	-	-	-	-
Bradley Mann	1-0	1.0	-	-	-	-	-	-	1.0-7	-	-	DNP	DNP	DN
Bryce Cowan	0-1	0.5	-	-	-	-	-	-	0.5-5	-	-	-	-	-



## RETURNS GAME-BY-GAME

### Punt Returns

Player	No-Yds	VT	Alcorn	GSU	MO	UA	UK	BSU	TX	AU	SC	LS	UT
Martel Hight	16-259	1-22	4-127	3-21	-	1--2	-	3-42	1-15	1-39	1--4	1--1	-

### Kick Returns

Player	No-Yds	VT	Alcorn	GSU	MO	UA	UK	BSU	TX	AU	SC	LS	UT
Junior Sherrill	13-375	2-50	1-34	-	-	1-5	-	2-57	2-34	-	2-53	-	3-142
Chase Gillespie	1-22	-	-	DNP	DNP	-	-	-	-	-	-	-	1-22
Steven Sannieniola	1--1	-	-	1--1	-	DNP	DNP	DNP	DNP	DNP	DNP	DNP	DNP

### Interceptions Returns

Player	No-Yds	VT	Alcorn	GSU	MO	UA	UK	BSU	TX	AU	SC	LS	UT
Martel Hight	2-3	-	-	-	-	-	-	-	1-4	-	-	-	1--1
Randon Fontenette	1-29	-	-	-	-	1-29	-	-	-	-	-	-	-
CJ Taylor	1-23	-	1-23	-	-	-	-	-	-	-	-	-	-
Alan Wright	1-18	-	1-18	-	-	-	-	-	-	-	-	-	DNP
Glenn Seabrooks III	1-15	1-15	-	-	-	-	-	-	-	-	-	-	-
De'Rickey Wright	1-9	-	-	-	-	-	1-9	-	-	-	-	-	-
Bryan Longwell	1-7	-	-	1-7	-	-	-	-	-	-	-	-	-
Miles Capers	1-0	-	-	-	-	-	-	DNP	1-0	-	-	-	-

### Fumble Returns

Player	No-Yds	VT	Alcorn	GSU	MO	UA	UK	BSU	TX	AU	SC	LS	UT
Nick Rinaldi	2-0	-	-	-	-	-	1-0	-	-	-	-	-	1-0
Yilanan Ouattara	1-0	-	-	-	-	1-0	-	-	-	-	-	-	-
Langston Patterson	1-0	-	-	-	-	-	DNP	DNP	-	-	1-0	-	-
De'Rickey Wright	1-0	-	-	-	-	-	-	-	-	1-0	-	-	-

## PARTICIPATION

##	Player	GP-GS	VT	Alcorn	GSU	MO	UA	UK	BSU	TX	AU	SC	LS	UT
0	Aeneas DiCosmo	12/0	XXX	XXX	XXX	XXX	XXX	XXX	XXX	XXX	XXX	XXX	XXX	XXX
0	Junior Sherrill	12/11	START	START	XXX	START	START	START	START	START	START	START	START	START
1	Dariyan Wiley	6/0	...	XXX	XXX	XXX	XXX	XXX	XXX	...	...	...	...	...
1	CJ Taylor	12/11	START	START	START	XXX	START	START	START	START	START	START	START	START
2	Diego Pavia	12/12	START	START	START	START	START	START	START	START	START	START	START	START
2	Randon Fontenette	12/11	START	START	START	START	START	START	START	START	START	START	XXX	START
3	Quincy Skinner Jr.	12/11	START	START	START	START	START	START	START	START	START	XXX	START	START
4	Bryan Longwell	12/12	START	START	START	START	START	START	START	START	START	START	START	START
5	Richie Hoskins	12/2	XXX	XXX	XXX	XXX	XXX	XXX	XXX	XXX	START	XXX	START	XXX
5	Yilanan Ouattara	12/9	XXX	XXX	XXX	START	START	START	START	START	START	START	START	START
6	Kolbey Taylor	10/5	START	...	XXX	START	START	START	START	...	XXX	XXX	XXX	XXX
7	Marlen Sewell	12/1	XXX	XXX	XXX	START	XXX	XXX	XXX	XXX	XXX	XXX	XXX	XXX
7	Drew Dickey	0/0	...	...	...	...	...	...	...	...	...	...	...	...
8	Tyson Russell	12/2	XXX	START	START	XXX	XXX	XXX	XXX	XXX	XXX	XXX	XXX	XXX
8	Nate Johnson	10/1	XXX	XXX	START	...	XXX	XXX	XXX	XXX	XXX	XXX	XXX	...
9	Eli Stowers	12/5	START	XXX	START	XXX	XXX	START	XXX	START	XXX	START	XXX	XXX
10	Langston Patterson	10/10	START	START	START	START	START	...	...	START	START	START	START	START
10	Whit Muschamp	0/0	...	...	...	...	...	...	...	...	...	...	...	...
11	Loic Fouonji	12/0	XXX	XXX	XXX	XXX	XXX	XXX	XXX	XXX	XXX	XXX	XXX	XXX
11	Darren Agu	2/0	...	XXX	...	XXX	...	...	...	...	...	...	...	...
12	Jeffrey Ugochukwu	12/1	XXX	XXX	XXX	XXX	XXX	XXX	XXX	XXX	XXX	XXX	START	XXX
12	Brennan Storer	0/0	...	...	...	...	...	...	...	...	...	...	...	...
13	Chase Gillespie	10/0	XXX	XXX	...	...	XXX	XXX	XXX	XXX	XXX	XXX	XXX	XXX
14	Steven Sannieniola	4/0	XXX	XXX	XXX	XXX	...	...	...	...	...	...	...	...
14	Jérémy St-Hilaire	0/0	...	...	...	...	...	...	...	...	...	...	...	...
15	Zaylin Wood	3/3	START	START	START	...	...	...	...	...	...	...	...	...
15	Jeremiah Dillon	0/0	...	...	...	...	...	...	...	...	...	...	...	...
16	Cole Spence	11/10	START	XXX	...	START	START	START	START	START	START	START	START	START
17	Mark Davis	0/0	...	...	...	...	...	...	...	...	...	...	...	...
18	Hayden Moses	0/0	...	...	...	...	...	...	...	...	...	...	...	...
18	Jalen Gilbert	12/0	XXX	XXX	XXX	XXX	XXX	XXX	XXX	XXX	XXX	XXX	XXX	XXX
19	De'Rickey Wright	12/11	START	START	START	START	START	START	START	START	START	XXX	START	START
19	Blaze Berlowitz	0/0	...	...	...	...	...	...	...	...	...	...	...	...
20	Prince Kolie	12/0	XXX	XXX	XXX	XXX	XXX	XXX	XXX	XXX	XXX	XXX	XXX	XXX
21	Dontae Carter	12/0	XXX	XXX	XXX	XXX	XXX	XXX	XXX	XXX	XXX	XXX	XXX	XXX
22	Bryce Cowan	12/1	XXX	XXX	XXX	XXX	XXX	XXX	START	XXX	XXX	XXX	XXX	XXX
23	AJ Newberry	11/1	XXX	XXX	XXX	START	XXX	XXX	XXX	XXX	XXX	XXX	XXX	...
24	Nick Rinaldi	12/2	XXX	XXX	XXX	XXX	XXX	START	START	XXX	XXX	XXX	XXX	XXX
25	Martel Hight	12/12	START	START	START	START	START	START	START	START	START	START	START	START
26	Micah Bell	0/0	...	...	...	...	...	...	...	...	...	...	...	...
26	Alvin Williamson Jr.	0/0	...	...	...	...	...	...	...	...	...	...	...	...
27	Jaylin Lackey	12/5	XXX	XXX	XXX	XXX	XXX	XXX	XXX	START	START	START	START	START
28	Sedrick Alexander	12/12	START	START	START	START	START	START	START	START	START	START	START	START
28	Thomas Jones	0/0	...	...	...	...	...	...	...	...	...	...	...	...
29	Miles Capers	11/11	START	START	START	START	START	START	...	START	START	START	START	START
29	Jesse Mirco	12/0	XXX	XXX	XXX	XXX	XXX	XXX	XXX	XXX	XXX	XXX	XXX	XXX
30	Trudell Berry	10/0	XXX	XXX	XXX	XXX	...	XXX	XXX	XXX	XXX	XXX	XXX	...
31	Tate Hamby	0/0	...	...	...	...	...	...	...	...	...	...	...	...
32	Mason Carter	1/0	...	XXX	...	...	...	...	...	...	...	...	...	...
33	Boubacar Diakite	6/0	XXX	XXX	...	...	XXX	XXX	XXX	XXX	...	...	...	...
33	Moni Jones	12/1	XXX	XXX	XXX	XXX	XXX	XXX	XXX	XXX	XXX	XXX	XXX	START
34	Maurice Hampton Jr.	9/1	...	...	...	XXX	XXX	XXX	XXX	XXX	XXX	START	XXX	XXX
34	Johann Cardenas	0/0	...	...	...	...	...	...	...	...	...	...	...	...
35	Payne Daniel	0/0	...	...	...	...	...	...	...	...	...	...	...	...
36	Alan Wright	11/0	XXX	XXX	XXX	XXX	XXX	XXX	XXX	XXX	XXX	XXX	XXX	...
37	Jailen Ruth	12/0	XXX	XXX	XXX	XXX	XXX	XXX	XXX	XXX	XXX	XXX	XXX	XXX
37	Ty Burd	0/0	...	...	...	...	...	...	...	...	...	...	...	...
38	Will Faris	5/0	XXX	XXX	XXX	XXX	...	...	...	XXX	...	...	...	...
39	Jackson Heis	0/0	...	...	...	...	...	...	...	...	...	...	...	...
39	Brail Lipford	0/0	...	...	...	...	...	...	...	...	...	...	...	...

## PARTICIPATION

##	Player	GP-GS	VT	Alcorn	GSU	MO	UA	UK	BSU	TX	AU	SC	LS	UT
40	Mason Rohmiller	0/0	...	...	...	...	...	...	...	...	...	...	...	...
40	Jamison Curtis	0/0	...	...	...	...	...	...	...	...	...	...	...	...
41	Jamezell Lassiter	0/0	...	...	...	...	...	...	...	...	...	...	...	...
42	Jake Balis	0/0	...	...	...	...	...	...	...	...	...	...	...	...
42	Callahan Blair	0/0	...	...	...	...	...	...	...	...	...	...	...	...
43	Dominic Rezac	1/0	...	XXX	...	...	...	...	...	...	...	...	...	...
43	Will Conley	0/0	...	...	...	...	...	...	...	...	...	...	...	...
44	Gabe Fisher	12/3	XXX	START	XXX	XXX	START	XXX	START	XXX	XXX	XXX	XXX	XXX
45	Emmanuel Adebisi	12/1	XXX	START	XXX	XXX	XXX	XXX	XXX	XXX	XXX	XXX	XXX	XXX
45	Ty Bartholomew	1/0	...	XXX	...	...	...	...	...	...	...	...	...	...
46	Mustafa Dannett	0/0	...	...	...	...	...	...	...	...	...	...	...	...
47	Isaiah Fontan	0/0	...	...	...	...	...	...	...	...	...	...	...	...
48	Julian Ashby	12/0	XXX	XXX	XXX	XXX	XXX	XXX	XXX	XXX	XXX	XXX	XXX	XXX
48	Larry Benton III	0/0	...	...	...	...	...	...	...	...	...	...	...	...
49	Simeon Boulware	0/0	...	...	...	...	...	...	...	...	...	...	...	...
50	Chase Mitchell	12/12	START	START	START	START	START	START	START	START	START	START	START	START
51	Daniel Gaw	1/0	...	XXX	...	...	...	...	...	...	...	...	...	...
52	Kevo Wesley	11/4	START	START	START	START	XXX	XXX	XXX	XXX	...	XXX	XXX	XXX
53	Glenn Seabrooks III	12/0	XXX	XXX	XXX	XXX	XXX	XXX	XXX	XXX	XXX	XXX	XXX	XXX
54	Steven Hubbard	12/11	XXX	START	START	START	START	START	START	START	START	START	START	START
55	Gunnar Hansen	12/12	START	START	START	START	START	START	START	START	START	START	START	START
57	Max Fisher	0/0	...	...	...	...	...	...	...	...	...	...	...	...
58	Carson Casteel	4/0	...	XXX	...	XXX	...	...	XXX	...	...	...	...	XXX
60	Duncan MacDonald	0/0	...	...	...	...	...	...	...	...	...	...	...	...
62	CJ Williams	0/0	...	...	...	...	...	...	...	...	...	...	...	...
63	Jacob Katona	0/0	...	...	...	...	...	...	...	...	...	...	...	...
64	Delfin Xavier Castillo	12/9	START	XXX	XXX	XXX	START	START	START	START	START	START	START	START
66	Anthony Miles	0/0	...	...	...	...	...	...	...	...	...	...	...	...
68	Steven Losoya	12/12	START	START	START	START	START	START	START	START	START	START	START	START
69	Cooper Starks	0/0	...	...	...	...	...	...	...	...	...	...	...	...
70	Cade McConnell	11/0	XXX	XXX	...	XXX	XXX	XXX	XXX	XXX	XXX	XXX	XXX	XXX
71	Gage Pitchford	11/0	...	XXX	XXX	XXX	XXX	XXX	XXX	XXX	XXX	XXX	XXX	XXX
72	Josh Raymond	0/0	...	...	...	...	...	...	...	...	...	...	...	...
73	Charlie Clark	12/0	XXX	XXX	XXX	XXX	XXX	XXX	XXX	XXX	XXX	XXX	XXX	XXX
74	Cameron Bosen	0/0	...	...	...	...	...	...	...	...	...	...	...	...
75	Misael Sandoval	12/0	XXX	XXX	XXX	XXX	XXX	XXX	XXX	XXX	XXX	XXX	XXX	XXX
76	Grayson Morgan	0/0	...	...	...	...	...	...	...	...	...	...	...	...
77	David Siegel	0/0	...	...	...	...	...	...	...	...	...	...	...	...
78	Keegan Wechsler	0/0	...	...	...	...	...	...	...	...	...	...	...	...
79	Conor Weasler	0/0	...	...	...	...	...	...	...	...	...	...	...	...
80	Tristen Brown	9/0	XXX	XXX	XXX	...	...	...	XXX	XXX	XXX	XXX	XXX	XXX
81	Hutch Baird	0/0	...	...	...	...	...	...	...	...	...	...	...	...
82	Brycen Coleman	4/0	...	...	...	XXX	XXX	...	...	...	...	...	XXX	XXX
83	Derek Kee	0/0	...	...	...	...	...	...	...	...	...	...	...	...
84	Kamrean Johnson	12/2	XXX	XXX	START	XXX	XXX	XXX	XXX	XXX	XXX	START	XXX	XXX
85	Landon Wells	1/0	...	XXX	...	...	...	...	...	...	...	...	...	...
86	Witt Edwards	0/0	...	...	...	...	...	...	...	...	...	...	...	...
87	Joseph McVay	4/0	...	...	...	XXX	...	...	...	...	XXX	...	XXX	XXX
88	Brock Taylor	12/0	XXX	XXX	XXX	XXX	XXX	XXX	XXX	XXX	XXX	XXX	XXX	XXX
88	Boski Barrett	0/0	...	...	...	...	...	...	...	...	...	...	...	...
89	Tyler Fortenberry	0/0	...	...	...	...	...	...	...	...	...	...	...	...
90	Ted Gregoire	1/0	...	XXX	...	...	...	...	...	...	...	...	...	...
91	Christian James	10/1	XXX	START	XXX	XXX	XXX	XXX	XXX	XXX	...	XXX	XXX	...
92	Evan Herrmann	0/0	...	...	...	...	...	...	...	...	...	...	...	...
94	Bradley Mann	9/0	XXX	XXX	XXX	XXX	XXX	XXX	XXX	XXX	XXX	...	...	...
95	Linus Zunk	12/1	XXX	XXX	START	XXX	XXX	XXX	XXX	XXX	XXX	XXX	XXX	XXX
96	Khordae Sydnor	10/10	START	...	...	START	START	START	START	START	START	START	START	START
97	Hayden Bray	0/0	...	...	...	...	...	...	...	...	...	...	...	...
98	De'Marion Thomas	12/12	START	START	START	START	START	START	START	START	START	START	START	START
99	Devin Lee	4/0	XXX	XXX	XXX	XXX	...	...	...	...	...	...	...	...

THE LAST TIME

VANDERBILT

Accounted for three or more TDs	Diego Pavia vs. Texas (3 • 10.26.24)
Accounted for four or more TDs	AJ Swann at Northern Illinois (4 • 9.17.22)
Three passing touchdowns	AJ Swann at UNLV (3 • 9.16.23)
Four or more passing touchdowns	AJ Swann at Northern Illinois (4 • 9.17.22)
Five or more passing touchdowns	Johnny McCrary vs. Old Dominion (5 • 11.1.14)
200 or more passing yards	Diego Pavia vs. Ball State (275 • 10.19.24)
300 or more passing yards	AJ Swann at Wake Forest (314 • 9.9.23)
400 or more passing yards	Kyle Shurmur vs. Tennessee (416 • 11.26.16)
Completion of 50 yards or more	Diego Pavia to Quincy Skinner Jr. at LSU (63 • 11.23.24)
Completion of 70 yards or more	Ken Seals to Will Sheppard at Florida (85 • 10.7.23)
100 or more rushing yards	Diego Pavia vs. Virginia Tech (104 • 8.31.24)
200 or more rushing yards	Ke'Shawn Vaughn vs. Baylor (243 • 12.27.18)
300 or more rushing yards	Frank Mordica vs. Air Force (321 • 11.18.78)
Rush of 70 yards or more	Mike Wright at Hawai'i (87 • 8.27.22)
Three or more rushing touchdowns	Ke'Shawn Vaughn at Arkansas (3 • 10.27.18)
100 or more receiving yards	Eli Stowers vs. Ball State (130 • 10.19.24)
200 or more receiving yards	Trent Sherfield vs. Austin Peay (240 • 9.1.15)
Two touchdown receptions	Will Sheppard at Wake Forest (2 • 9.9.23)
Three or more touchdown receptions	Earl Bennett vs. Richmond (3 • 9.1.07)
Kickoff return for touchdown	Junior Sherrill vs. Tennessee (100 • 11.30.24)
Punt return for touchdown	Martel Hight vs. Alcorn State (57 • 9.7.24)
Interception return for touchdown	Randon Fontenette vs. Alabama (29 • 10.5.24)
Fumble return for touchdown	Wesley Schelling vs. Florida (0 yards • 11.19.22)
Three or more field goals made	Brock Taylor vs. Ball State (3 • 10.19.24)
50-yard field goal made	Brock Taylor vs. Texas (54 • 10.26.24)
Punt of at least 60 yards	Jesse Mirco vs. South Carolina (61 • 11.9.24)
Punt of at least 70 yards	Matthew Hayball vs. Hawai'i (71 • 8.26.23)
10 or more tackles	Langston Patterson & Bryan Longwell vs. Tenn. (13 • 10 • 11.30.24)
Three or more tackles for loss	Langston Patterson at Ole Miss (3 • 10.28.23)
Forced multiple fumbles	LaDarius Wiley at Missouri (2 • 11.10.18)
Two or more sacks	CJ Taylor at Wake Forest (2 • 9.9.23)
Three or more sacks	Charles Wright at Middle Tennessee (3.0 • 9.2.17)
Two or more interceptions	De'Rickey Wright vs. Hawai'i (2 • 8.26.23)
Blocked punt	Langston Patterson vs. Alabama A&M (9.2.23)
Blocked two punts	Bryan Longwell & Langston Patterson vs. Alabama A&M (9.2.23)
Blocked punt returned for touchdown	Stephen Weatherly vs. UMass (11 • 9.13.14)
Blocked punt for safety	Bryan Longwell vs. Alabama A&M (9.02.23)
Blocked field goal	Nate Clifton at Kentucky (11.12.22)
Blocked PAT	Nifae Lealao at Middle Tennessee (9.2.17)
Safety	Bryan Longwell • Blocked Punt vs. Alabama A&M (9.2.23)
30 or more first downs	at Mississippi State (30 • 11.7.20)
500 or more yards of total offense	at Hawai'i (601 • 8.27.22)
300 or more passing yards	at UNLV (337 • 9.16.23)
400 or more passing yards	at Purdue (420 • 9.7.19)
200 or more rushing yards	vs. Alcorn State (242 • 9.7.24)
300 or more rushing yards	at Hawai'i (404 • 8.27.22)
400 or more rushing yards	at Hawai'i (404 • 8.27.22)
40 points or more	vs. Alabama (40 • 10.5.24)
Held opponent under 100 total yards	vs. Alcorn State (71 • 9.7.24)
Held opponent under 200 total yards	vs. Alcorn State (71 • 9.7.24)
Held opponent under 250 total yards	vs. Alcorn State (71 • 9.7.24)
Held opponent under 100 rushing yards	at Auburn (88 • 11.2.24)
Held opponent under 100 passing yards	vs. Alcorn State (31 • 9.7.24)
Shut out opponent	vs. Alcorn State (9.7.24)

OPPONENTS

Accounted for three or more TDs	Nico lamaleava • Tennessee (4 • 11.30.24)
Accounted for four or more TDs	Nico lamaleava • Tennessee (4 • 11.30.24)
Three passing touchdowns	Quinn Ewers • Texas (3 • 10.26.24)
Four or more passing touchdowns	Nico lamaleava • Tennessee (4 • 11.30.24)
200 or more passing yards	Nico lamaleava • Tennessee (257 • 11.30.24)
300 or more passing yards	Garrett Nussmeier • LSU (332 • 11.23.24)
400 or more passing yards	Anthony Richardson • Florida (400 • 11.19.22)
Completion of 50 yards or more	Nico lamaleava to Dont'e Thornton Jr. • Tennessee (86 • 11.30.24)
Completion of 70 yards or more	Nico lamaleava to Dont'e Thornton Jr. • Tennessee (86 • 11.30.24)
100 or more rushing yards	Dylan Sampson • Tennessee (178 • 11.30.24)
200 or more rushing yards	Tyler Badie • Missouri (254 • 10.30.21)
Three or more rushing touchdowns	Larry Rountree • Missouri (3 • 11.28.20)
Rush of 70 yards or more	Mario Anderson • South Carolina (72 • 11.11.23)
100 or more receiving yards	Dont'e Thornton Jr. • Tennessee (118 • 11.30.24)
200 or more receiving yards	Jonathan Mingo • Ole Miss (247 • 10.8.20)
Two touchdown receptions	Dont'e Thornton Jr. • Tennessee (2 • 11.30.24)
Three or more touchdown receptions	Elijah Moore • Ole Miss (3 • 9.21.19)
Kickoff return for touchdown	Nyheim Hines • NC State (100 • 12.26.16)
Punt return for touchdown	Dee Williams • Tennessee (73 • 11.26.22)
Interception return for touchdown	Maxwell Hariston • Kentucky 2x (29 • 54 • 9.23.23)
Fumble return for touchdown	Jerrae Williams • UNLV (41 • 9.16.23)
Three or more field goals made	Blake Craig • Missouri (3 • 9.21.24)
50-yard field goal made	Max Gilbert • Tennessee (50 • 11.30.24)
Punt of at least 70 yards	Kai Kroeger • South Carolina (70 • 10.16.21)
10 or more tackles	Joey Stemier • Ball State (11 • 10.19.24)
Three or more tackles for loss	Quandarius Robinson • Alabama (3 • 10.5.24)
Two or more sacks	Kevin Swint • Georgia State (2 • 9.14.24)
Two or more interceptions	Trey Washington • Ole Miss (2 • 10.28.23)
Blocked punt	Keenan Nelson Jr. • South Carolina (11.11.23)
Blocked punt returned for touchdown	Keenan Nelson Jr. • South Carolina (18 • 11.11.23)
Blocked field goal	Sharrif Floyd • Florida (11.5.11)
Blocked PAT	D.J. Wonnum • South Carolina (10.28.17)
Safety	Tyre West • Tennessee (11.30.24)
30 or more first downs	Tennessee (31 • 11.25.23)
500 or more yards of total offense	Tennessee (538 • 11.30.24)
300 or more passing yards	LSU (332 • 11.23.24)
400 or more passing yards	Tennessee (449 • 11.26.22)
200 or more rushing yards	Tennessee (281 • 11.30.24)
300 or more rushing yards	Tennessee (362 • 11.26.22)
400 or more rushing yards	Kentucky (401 • 11.16.19)
40 points or more	Tennessee (48 • 11.25.23)
Held Vanderbilt under 200 total yards	Georgia (150 • 10.15.22)
Held Vanderbilt under 100 rushing yards	Auburn (84 • 11.2.24)
Held Vanderbilt under 100 passing yards	Ole Miss (60 • 10.28.23)
Shut out Vanderbilt	Tennessee (11.26.22)