

Ole Miss

2024-25 MEN'S BASKETBALL GAME NOTES

Saturday, February 22 | 2:30 p.m. CT | Memorial Gymnasium (14,316)

2024-25 SCHEDULE

DATE	OPPONENT	TV	TIME (CT)/RESULT
Oct. 27	#24 Illinois (Ex.)	SEC Network	W, 91-74
Nov. 4	LONG ISLAND	SECN+	W, 90-60
Nov. 8	GRAMBLING ST.	SEC Network	W, 66-64
Nov. 12	SOUTH ALABAMA @	SECN+	W, 64-54
Nov. 16	vs. Colorado St. #	SECN+	W, 84-69
Nov. 21	ORAL ROBERTS	SECN+	W, 100-68
Nov. 28	vs. BYU %	FS1	W, 96-85 (OT)
Nov. 29	vs. #12 Purdue %	FOX	L, 78-80
Dec. 3	at Louisville ^	ACC Network	W, 86-63
Dec. 7	LINDENWOOD	SECN+	W, 86-53
Dec. 14	vs. Southern Miss ~	SECN+	W, 77-46
Dec. 17	SOUTHERN	SECN+	W, 74-61
Dec. 21	QUEENS	SECN+	W, 80-62
Dec. 28	at Memphis	ESPN2	L, 70-87
Jan. 4	GEORGIA *	SEC Network	W, 63-51
Jan. 8	at Arkansas *	ESPN2	W, 73-66
Jan. 11	LSU *	SEC Network	W, 77-65
Jan. 14	at #4 Alabama *	ESPNU	W, 74-64
Jan. 18	at #15 Mississippi St. *	ESPN2	L, 81-84 (OT)
Jan. 22	#13 TEXAS A&M *	ESPN2	L, 62-63
Jan. 25	at #22 Missouri *	SEC Network	L, 75-83
Jan. 29	TEXAS *	ESPN2	W, 72-69
Feb. 1	#1 AUBURN *	ESPN	L, 82-92
Feb. 4	#14 KENTUCKY *	ESPN	W, 98-84
Feb. 8	at LSU *	SEC Network	W, 72-70
Feb. 12	at South Carolina *	SEC Network	W, 72-68
Feb. 15	#22 MISSISSIPPI ST. *	ESPN2	L, 71-81
Feb. 22	at Vanderbilt *	SEC Network	2:30 p.m.
Feb. 26	at Auburn *	ESPN2	6 p.m.
Mar. 1	OKLAHOMA *	ESPN/ESPN2	1 p.m.
Mar. 5	TENNESSEE *	ESPN2/ESPNU	8 p.m.
Mar. 8	at Florida *	SEC Network	5 p.m.

Mar. 12-16: 2025 SEC Tournament ^

ALL TIMES CENTRAL

Home games in all caps | Rankings are highest of AP or Coaches

* SEC contest

@ Throwback Game in the Tad Pad

in Southaven, Miss.

% Rady Children's Invitational (San Diego, Calif.)

^ SEC/ACC Challenge

~ in Biloxi, Miss.

^ SEC Tournament (Nashville, Tenn.)

Ole Miss



NO. 24 OLE MISS REBELS

Record: 19-7 (8-5 SEC)

Head Coach: Chris Beard

Career: 276-117 (13th Year)
at Ole Miss: 39-19 (2nd Year)

VS.

VANDERBILT COMMODORES

Record: 17-9 (5-8 SEC)

Head Coach: Mark Byington


Career: 237-146 (13th Year)
at Vanderbilt: 17-9 (1st Year)

ON THE AIR



SEC NETWORK

Play-By-Play: Dave Neal
Analyst: Pat Bradley



OLE MISS LEARFIELD

Radio: Ole Miss Network
Online: OleMissSports.com
Play-by-Play: David Kellum
Analyst: Marc Dukes



SIRIUSXM

SiriusXM 81
SiriusXM App 81

STARTING FIVE

- The two schools will meet on the court for the 129th time, dating back to 1925. While the Commodores own the all-time series lead 79-49 and 51-11 in Nashville, Ole Miss holds a slight edge 6-4 over the past 10 meetings.
- The Rebels lead the nation by committing just 8.8 turnovers per game with a turnover margin of +6.0, third-best in the NCAA. They also force 14.8 per game, 29th-most in the nation.
- Ole Miss has seven players who have hit 1,000 points in their college careers: Murrell (1,695), Pedulla (1,609), Davis (1,394), Brakefield (1,386), Murray (1,279), Brown-Jones (1,118), and Barnes (1,064).
- Chris Beard holds one of the highest career winning percentages in college basketball, ranking 14th among active head coaches with 10 or more years of experience and 22nd overall at 70.2%.
- Guard Matthew Murrell continues to climb the career points leaderboard in the Ole Miss record book. Currently with 1,695 points, he ranks eighth in program history just behind Justin Reed at 1,785.

PROJECTED STARTERS



0

MALIK DIA

Forward • 6-9 • 250 • Junior
Murfreesboro, Tenn. • Ensworth • Belmont

PTS	REB	AST	STL	FG%	FT%
9.8	5.7	0.8	0.6	.449	.611



3

SEAN PEDULLA

Guard • 6-1 • 195 • Senior
Edmond, Okla. • Edmond Memorial • Virginia Tech

PTS	REB	AST	STL	FG%	FT%
14.6	3.4	3.8	2.0	.431	.808



5

JAYLEN MURRAY

Guard • 5-11 • 165 • Senior
Bronx, N.Y. • Putnam Science Academy • St. Peter's

PTS	REB	AST	STL	FG%	FT%
10.9	2.2	3.7	1.3	.427	.820



11

MATTHEW MURRELL

Guard • 6-4 • 205 • Senior
Memphis, Tenn. • IMG Academy

PTS	REB	AST	STL	FG%	FT%
11.4	3.8	2.1	2.0	.424	.785



14

DRE DAVIS

Guard • 6-6 • 215 • Senior
Indianapolis, Ind. • Lawrence Central • Seton Hall

PTS	REB	AST	STL	FG%	FT%
10.4	4.6	1.3	1.0	.471	.683

QUICK FACTS

Name	Ole Miss (The University of Mississippi)
Nickname	Rebels
Location	Oxford, Mississippi
Founded	November 6, 1848
Enrollment	24,710
School Colors	Cardinal Red (PMS 186) & Navy Blue (PMS 2767)
Chancellor	Dr. Glenn Boyce
Faculty Representative	Dr. Ron Rychlak
Athletics Director	Keith Carter
Conference	Southeastern (SEC)
Stadium	The Pavilion at Ole Miss
Capacity	9,500
Head Coach	Chris Beard
Record at Ole Miss	39-19 (2nd season)
Career Record	276-117 (13th season)
2022-23 Record	20-12
SEC Record/Finish	7-11/10th
Postseason	None
Letterwinners Returning/Lost	6/7
Starters Returning/Lost	3/2
All-Time Record	1407-1403 (.501)

MEDIA SERVICES

CREDENTIALS

Please contact the Athletics Communications office for game credentials. Requests for credentials should be emailed to mgschwartz@olemiss.edu, and will be limited to working members of the media. Please email Mike Swartz no less than 24 hours before tip-off for all requests. Credentials will be held at will call located at the media entrance on the Hill Drive side of The Pavilion at Ole Miss at parking level 1 (southwest corner of The SIB Pavilion in the parking garage elevator lobby). Will call will open two hours before tipoff. Seating priority will be given to the media that cover Ole Miss basketball on a regular basis. Credentials are non-transferable and unauthorized use is strictly prohibited.

INTERVIEW POLICY

All interview requests - coaches and players - MUST be coordinated through Mike Swartz in the Athletics Communications office. During the week, head coach Chris Beard and Rebel student-athletes can be made available for interview before or after practice unless arranged otherwise. There will be no gameday player interviews until after the game.

POSTGAME INTERVIEWS

Chris Beard and select student-athletes will be brought into the media room approximately 10 minutes after the game. Visiting coach and player interviews will be coordinated through the visiting team's media relations contact.

MEDIA TIMEOUTS

Media timeouts (2:15) will occur in the following manner:
 - The first deadball AT or UNDER 16:00, 12:00, 8:00 and 4:00 of each half;
 OR, if a timeout or officials' review is called within 30 seconds of those times
 - First called timeout of the second half becomes a media timeout
 - If there is a free throw situation, shots will be taken following the timeout per NCAA regulations

Each team will have one full timeout (60 seconds) and three 30-second timeouts to call. The first called timeout of the SECOND HALF will be a media (full; 2:15) timeout. Three timeouts can be carried over to the second half, and each team receives one 30-second timeout for each extra period, in addition to any unused second half timeouts.

WORKING PRESS AREA





Credentialed media have a reserved seat in the media seating area, which is located in the southwest corner of SIB Pavilion on the concourse level.

The media workroom offers media a place to gather materials provided by the Ole Miss Athletics Communications staff, write and submit stories, transmit photographs and participate in postgame press conferences. The workroom is located in the southwest corner of the floor level through the visiting team tunnel.

PARKING

Media parking for men's basketball is located in the garage or at the Ole Miss Track Complex. Visit OleMissGameday.com for a map and more information. Media members should request parking in advance. Media members that attend practices, press conferences and other on-campus events during the week should make arrangements with campus parking by visiting olemiss.edu/parking/media.html. Home game parking can be requested by emailing Mike Swartz (mgschwartz@olemiss.edu) and should be sent no less than 24 hours prior to tipoff.

OLE MISS STYLE GUIDE

NAME Ole Miss (preferred) University of Mississippi Mississippi	LOGO  
NICKNAME Rebels	 

NUMERICAL ROSTER

#	NAME	POS.	HT./WT.	YR.-EXP.	HOMETOWN / PREVIOUS SCHOOL
0	Malik Dia	F	6-9/250	Jr.-TR	Murfreesboro, Tenn. / Ensworth / Belmont
1	Mikeal Brown-Jones	F	6-8/225	Sr.-TR	North Philadelphia, Pa. / IMG Academy / UNC Greensboro
3	Sean Pedulla	G	6-1/195	Sr.-TR	Edmond, Okla. / Edmond Memorial / Virginia Tech
4	Jaemyn Brakefield	F	6-8/225	Sr.-3L	Jackson, Miss. / Huntington Prep / Duke
5	Jaylen Murray	G	5-11/165	Sr.-1L	Bronx, N.Y. / Putnam Science Academy / Saint Peter's
6	Robert Cowherd	G	6-4/210	So.-1L	Grayson, Ga. / Southern California Academy
7	Davon Barnes	G	6-4/205	Sr.-TR	Memphis, Tenn. / Collierville / Sam Houston
8	Eduardo Klafke	G	6-5/195	Fr.-HS	Franca SP, Brazil / NBA Academy Latin America
10	John Bol	F	7-2/210	Fr.-HS	Boma, South Sudan / Overtime Elite
11	Matthew Murrell	G	6-4/205	Sr.-4L	Memphis, Tenn. / IMG Academy
14	Dre Davis	G	6-6/215	Sr.-TR	Indianapolis, Ind. / Lawrence Central / Seton Hall
21	Ja'Von Benson	F	6-7/220	Sr.-TR	Columbia, S.C. / Ridge View / Hampton
22	Max Smith	G	6-1/175	Sr.-HS	Austin, Texas / Anderson
31	Zach Day	G	6-5/185	Fr.-HS	Midland, Texas / Midland Christian
55	Cam Brent	G	5-4/125	Sr.-1L	Jackson, Miss. / Jackson Prep

ALPHABETICAL ROSTER

#	NAME	POS.	HT.	YR.-EXP.	HOMETOWN / PREVIOUS SCHOOL
7	Barnes, Davon	G	6-4/205	Sr.-TR	Memphis, Tenn. / Collierville / Sam Houston
21	Benson, Ja'Von	F	6-7/220	Sr.-TR	Columbia, S.C. / Ridge View / Hampton
10	Bol, John	F	7-2/210	Fr.-HS	Boma, South Sudan / Overtime Elite
4	Brakefield, Jaemyn	F	6-8/225	Sr.-3L	Jackson, Miss. / Huntington Prep / Duke
55	Brent, Cam	G	5-4/125	Sr.-1L	Jackson, Miss. / Jackson Prep
1	Brown-Jones, Mikeal	F	6-8/225	Sr.-TR	North Philadelphia, Pa. / IMG Academy / UNC Greensboro
6	Cowherd, Robert	G	6-4/210	So.-1L	Grayson, Ga. / Southern California Academy
14	Davis, Dre	G	6-6/215	Sr.-TR	Indianapolis, Ind. / Lawrence Central / Seton Hall
31	Day, Zach	G	6-5/185	Fr.-HS	Midland, Texas / Midland Christian
0	Dia, Malik	F	6-9/250	Jr.-TR	Murfreesboro, Tenn. / Ensworth / Belmont
8	Klafke, Eduardo	G	6-5/195	Fr.-HS	Franca SP, Brazil / NBA Academy Latin America
5	Murray, Jaylen	G	5-11/165	Sr.-1L	Bronx, N.Y. / Putnam Science Academy / Saint Peter's
11	Murrell, Matthew	G	6-4/205	Sr.-4L	Memphis, Tenn. / IMG Academy
3	Pedulla, Sean	G	6-1/195	Sr.-TR	Edmond, Okla. / Edmond Memorial / Virginia Tech
22	Smith, Max	G	6-1/175	Sr.-HS	Austin, Texas / Anderson

HEAD COACH

Chris Beard - Second Year (Texas, 1995)
 Record at Ole Miss: 39-19 (Second Year)
 Career Record: 276-117 (13th Year)

ASSISTANT COACHES

Wes Flanigan - Second Year (Auburn, 1997)
 Al Pinkins - Second Year (NC State, 1998)
 Bob Donewald Jr. - Second Year (Western Michigan, 1993)
 Mark Adams - First Year (Texas Tech, 1979)
 Brian Burg - Second Year (Mount Mercy, 2003)

PRONUNCIATION GUIDE

DAVON Barnes	DAY-vin
JA'VON Benson	JA-von
John BOL	bohl
JAEMYN Brakefield	JAY-min
MIKEAL Brown-Jones	mi-KALE
Robert COWHERD	COW-herd
MALIK DIA	ma-LEEK DEE-uh
Eduardo KLAFFE	CLAF-key
Matthew MURRELL	murr-ELL
Sean PEDULLA	pe-DOO-la

NICKNAMES

Jaylen Murray - Juju Murray

SUPPORT STAFF

Win Case - Special Assistant to the Head Coach
 John Reilly - Strength and Conditioning Coach
 Matthew Winsberg - Director of Video Operations
 Parker Eidson - Director of Basketball Operations
 John Raybon - Athletic Trainer

BY HOME STATE

Tennessee (3)	Barnes, Dia, Murrell
International (2)	Bol (South Sudan), Klafke (Brazil)
Mississippi (2)	Brakefield, Brent
Texas (2)	Day, Smith
Georgia (1)	Cowherd
Indiana (1)	Davis
New York (1)	Murray
Oklahoma (1)	Pedulla
Pennsylvania (1)	Brown-Jones
South Carolina (1)	Benson

BY CLASS

Seniors (10): Barnes, Benson, Brakefield, Brent, Brown-Jones, Davis, Murray, Murrell, Pedulla, Smith
 Juniors (1): Dia
 Sophomores (1): Cowherd
 Freshmen (3): Bol, Day, Klafke

BY HEIGHT

7-2 (1)	Bol
6-9 (1)	Dia
6-8 (2)	Brakefield, Brown-Jones
6-7 (1)	Benson
6-6 (1)	Davis
6-5 (2)	Day, Klafke
6-4 (3)	Barnes, Cowherd, Murrell
6-1 (2)	Pedulla, Smith
5-11 (1)	Murray
5-4 (1)	Brent



@olemissmbb



@OleMissMBB



Ole Miss Men's Basketball



OleMissTix.com

OleMissSports.com

CAREER RECORD AS HEAD COACH (NCAA ALL DIVISIONS):

276-117 (.702 pct. / 13 seasons)

CAREER RECORD AS HEAD COACH (NCAA DIVISION I):

210-92 (.695 pct. / 10 seasons)

CAREER RECORD AS COLLEGIATE HEAD COACH (ALL NCAA DIVISIONS, NJCAA):

320-135 (.703 pct. / 15 seasons)



COACHING HONORS

- 2015 Lone Star Conference Coach of the Year
- 2016 Sun Belt Conference Coach of the Year
- 2016 Sun Belt Conference Champion (regular season and tournament)
- 2018 Big 12 Coach of the Year
- 2019 AP National Coach of the Year
- 2019 Big 12 Coach of the Year
- 2019 Big 12 Regular Season Co-Champion
- 2019 NCAA Tournament Runner-Up

COACHING CAREER

Season	School	Position	Record/Postseason
1995-96	Incarnate Word	Graduate Assistant	20-9
1996-97	Abilene Christian	Assistant Coach	15-12
1997-98	North Texas	Assistant Coach	5-21
1998-99	North Texas	Assistant Coach	4-12
1999-2000	Fort Scott CC	Head Coach	19-12/NJCAA Regional
2000-01	Seminole State College	Head Coach	25-6
2001-02	Texas Tech	Assistant Coach	23-9/NCAA Round of 64
2002-03	Texas Tech	Assistant Coach	22-13/NIT Third Place
2003-04	Texas Tech	Assistant Coach	23-11/NCAA Round of 32
2004-05	Texas Tech	Assistant Coach	22-11/NCAA Sweet 16
2005-06	Texas Tech	Assistant Coach	15-17
2006-07	Texas Tech	Assistant Coach	21-13/NCAA Round of 64
2007-08	Texas Tech	Assistant Coach	16-15
2008-09	Texas Tech	Associate Head Coach	14-19
2009-10	Texas Tech	Associate Head Coach	19-16/NIT Quarterfinals
2010-11	Texas Tech	Associate Head Coach	13-19
2011-12	S.C. Warriors (ABA)	Head Coach	29-2
2012-13	McMurry	Head Coach	19-10/NCAA Central Regional
2013-14	Angelo State	Head Coach	19-9
2014-15	Angelo State	Head Coach	28-6/NCAA DII Sweet 16
2015-16	Little Rock	Head Coach	30-5/NCAA Round of 32
2016-17	Texas Tech	Head Coach	18-14
2017-18	Texas Tech	Head Coach	27-10/NCAA Elite Eight
2018-19	Texas Tech	Head Coach	31-7/NCAA Runner-Up
2019-20	Texas Tech	Head Coach	18-13/no postseason(COVID)
2020-21	Texas Tech	Head Coach	18-11/NCAA Round of 32
2021-22	Texas	Head Coach	22-12/NCAA Round of 32
2022-23	Texas	Head Coach	7-1
2023-24	Ole Miss	Head Coach	20-12
2024-25	Ole Miss	Head Coach	19-7

EDUCATION: Bachelor's (1995) - University of Texas

FASTBREAK FACTS ON CHRIS BEARD

- Named the 23rd head men's basketball coach at Ole Miss on March 13, 2023
- Guided Ole Miss to 20 wins in first year, tying the program record with a 13-game win streak.
- Has led three different programs to the NCAA Tournament since 2016
- 2019 AP National Coach of the Year
- Guided Texas Tech to the 2019 National Championship Game
- Owns a 70.2% win-percentage as a head coach in the NCAA
- Has an all-time record of 11-5 at the NCAA Tournament, including a 5-0 record in opening round games
- A four-time conference coach of the year award winner
- 2018-19 Big 12 Regular Season Co-Champions
- Top-10 nationally ranked recruiting classes in 2022 (No. 8, Texas), 2020 (No. 7, Texas Tech), and 2018 (No. 8, Texas Tech), according to Rivals.com
- 2015-16 Sun Belt Regular Season and Tournament Champions at Little Rock
- Upset No. 5 seed Purdue in first round of the 2016 NCAA Tournament in double overtime with Little Rock
- Spent seven seasons as an assistant under Hall of Fame coach Bob Knight at Texas Tech
- Has three daughters: Avery, Ella, and Margo

*Coach Beard's full bio can be found on OleMissSports.com



SERIES HISTORY VS. VANDERBILT

LAST 10 GAMES

Date	Result	Location
01-13-2024	W, 69-56	Oxford, Miss.
02-04-23	L, 71-74	Nashville, Tenn.
03-05-22	L, 61-63	Oxford, Miss.
03-06-21	W, 56-46	Oxford, Miss.
02-27-21	L, 70-75	Nashville, Tenn.
02-29-20	W, 86-60	Oxford, Miss.
01-05-19	W, 81-71	Nashville, Tenn.
03-03-18	L, 69-82	Oxford, Miss.
02-14-17	W, 81-74	Nashville, Tenn.
02-06-16	W, 85-78	Oxford, Miss.

SERIES NOTES

All-Time: Vanderbilt leads, 79-49
In Nashville: Vanderbilt leads, 51-11
In Oxford: Ole Miss leads, 34-24
Neutral Site: Tied, 4-4
In OT: Tied, 4-4
Last 10: Ole Miss leads, 6-4

SERIES HISTORY VS. VANDERBILT

The two schools will meet on the basketball court for the 129th time, dating back to 1925 when Vandy defeated the Rebels 19-18 on January 8. While the Commodores own the all-time series lead 79-49 and 51-11 in Nashville, Ole Miss holds a slight edge 6-4 over the past 10 meetings.

LAST MEETING: JANUARY 13, 2024 (W, 69-56, NASHVILLE, TENN.)

- Ole Miss jumped out to an early lead, shooting nearly 60 percent from the field in the first half to lead by nine at the half.
- Matthew Murrell** (Ole Miss): 24 points, six 3PTG made, six rebounds, two assists, two steals.
- Tyrin Lawrence** (Vanderbilt): 14 points, six rebounds, three steals.

SCOUTING THE COMMODORES

Vanderbilt currently owns a record of 17-9 on the season and 5-8 in conference play. Earlier this season, the Commodores earned key non-conference victories over California, Seton Hall, Virginia Tech, and TCU. Their SEC wins have come over LSU, South Carolina, Tennessee, Kentucky, and Texas. They currently sit in 10th in the SEC standings, and own a NET Ranking of No. 44 in the nation.

Ranked sixth in the SEC in points per game, North Texas transfer Jason Edwards leads Vanderbilt offensively with a scoring average of 17.6. The guard is shooting an efficient 45.3 percent from the field this season, the ninth-best clip in the conference. The Commodores are led on the glass by Devin McGlockton with an average of 7.9 rebounds per game. A.J. Hoggard facilitates the offense with an average of 4.6 assists per outing, the third-best average in the SEC.

The Commodores have hung their hat on taking care of the ball on offense and defense this year, ranking second in the SEC (Ole Miss in first) and 11th in the nation with a turnover margin of +4.6. They force an average of 14.6 turnovers per contest while committing just 10.0 on average themselves, ranking 33rd and 25th in the nation, respectively. Vanderbilt's forced turnovers have been boosted by an average of 9.2 steals per game (3rd in SEC, 20th in NCAA), led by Tyler Tanner (1.96 SPG) and Chris Manon (1.58 SPG).

First-year head coach Mark Byington has gotten off to a hot start in Nashville, taking a team that was picked to finish last in the SEC by the media preseason to a current 10th-place position, with big wins over No. 6 Tennessee and No. 9 Kentucky already under his belt. Prior to joining the Commodores, Byington spent four years at James Madison, highlighted by a 32-4 season in 2023-24 where he was one of three teams to begin the season 13-0 in the nation (also Ole Miss) and finished it off with an upset over No. 5 seed Wisconsin in the NCAA Tournament. Before his time at James Madison, he was the head coach of Georgia Southern for seven seasons, after getting his first action at the helm as an interim head coach at College of Charleston in 2011-12.

MAGIC NUMBER IN SIGHT

With 19 wins on the season, Ole Miss has their eyes set on a 20-win campaign for the second year in a row, a feat last accomplished in the 2015-16 and 2016-17 seasons. A win on Saturday against Vanderbilt would tie for the fourth-fastest to the 20-win-mark (27 games), after Ole Miss reached that point in 24 games during 2000-01, and 25 games in both 1997-98 and 1936-37. While just the 19th 20-win season in program history, it would be the 14th since the year 2000.

BY THE NUMBERS

- Overall. 19-7
- SEC Games 8-5
- Streak L1
- Overtime 1-1
- Home Overall (SEC) 11-3 (4-3)
- Road Overall (SEC) 5-3 (4-2)
- Neutral Games. 3-1
- vs. Ranked Opponents. 2-6

- Day Games 6-6
- Night Games (6 p.m. or later local) 13-1
- November Games 6-1
- December Games 5-1
- January Games 5-3
- February Games 3-2
- March Games 0-0

- Monday Games 1-0
- Tuesday Games 5-0
- Wednesday Games. 3-1
- Thursday Games 2-0
- Friday Games. 1-1
- Saturday Games 7-5
- Sunday Games. 0-0

- Red Jerseys. 3-2
- Navy Jerseys 0-1
- White Jerseys. 12-1
- White Throwback Jerseys. 1-1
- Powder Blue Jerseys 3-2

REBELS RECORD WHEN...

- Leading at the half 12-1
- Tied at the half 1-0
- Behind at the half 6-6

- Scores 90 points or more 4-0
- Scores 80-89 points 4-2
- Scores 70-79 points 8-4
- Scores less than 70 points 3-1

- Out-rebounds opponent 8-0
- Out-rebounded by opponent 11-7
- Ties opponents in rebounds 0-0

- Shoots 50 percent or better 5-0
- Shoots between 40-49 percent 9-4
- Shoots under 40 percent 5-3

- Shoots 40 percent or better from 3-pt. 7-1
- Shoots between 30-39 percent from 3-pt. 7-4
- Shoots under 30 percent from 3-pt. 5-2

- Shoots 70 percent or better from FT line 14-5
- Shoots 60-69 percent from FT line 5-1
- Shoots under 60 percent from FT line. 0-1

- Opp. shoots 50 percent or better 1-1
- Opp. shoots 40-49 percent 10-5
- Opp. shoots under 40 percent 8-1

- Opp. shoots 40 percent or better from 3-pt. 2-3
- Opp. shoots between 30-39% from 3-pt. 7-2
- Opp. shoots under 30 percent from 3-pt. 10-2

- Commits 15 turnovers or more 1-0
- Commits less than 15 turnovers 18-7

- Forces 15 turnovers or more 12-3
- Forces less than 15 turnovers 7-4

- Has less (or same) turnovers than opp. 19-7
- Has more turnovers than opponent 0-0

BY THE NUMBERS (UNDER BEARD)

- Overall 39-19
- SEC Games 15-16
- Streak L1
- Overtime 1-1
- Home Overall (SEC) 25-6 (9-7)
- Road Overall (SEC) 9-9 (6-9)
- Neutral Games 5-2
- vs. Ranked Opponents 2-13

- Day Games 12-11
- Night Games (6 p.m. or later local) 27-8
- November Games 12-1
- December Games 12-1
- January Games 10-6
- February Games 4-8
- March Games 1-3

- Monday Games 2-0
- Tuesday Games 10-3
- Wednesday Games 6-4
- Thursday Games 2-1
- Friday Games 3-1
- Saturday Games 14-10
- Sunday Games 2-0

- Red Jerseys 8-6
- Navy Jerseys 0-4
- White Jerseys 25-4
- White Throwback Jerseys 2-1
- Powder Blue Jerseys 4-4

REBELS' RECORD WHEN... (UNDER BEARD)

- Leading at the half 28-4
- Tied at the half 2-0
- Behind at the half 9-15

- Scores 90 points or more 6-0
- Scores 80-89 points 9-4
- Scores 70-79 points 19-7
- Scores less than 70 points 5-8

- Out-rebounds opponent 17-1
- Out-rebounded by opponent 22-17
- Ties opponents in rebounds 0-1

- Shoots 50 percent or better 11-2
- Shoots between 40-49 percent 22-8
- Shoots under 40 percent 6-9

- Shoots 40 percent or better from 3-pt. 19-3
- Shoots between 30-39 percent from 3-pt. 12-7
- Shoots under 30 percent from 3-pt. 8-9

- Shoots 70 percent or better from FT line 30-13
- Shoots 60-69 percent from FT line 8-2
- Shoots under 60 percent from FT line 1-4

- Opp. shoots 50 percent or better 3-7
- Opp. shoots 40-49 percent 21-10
- Opp. shoots under 40 percent 15-2

- Opp. shoots 40 percent or better from 3-pt. 7-10
- Opp. shoots between 30-39% from 3-pt. 14-5
- Opp. shoots under 30 percent from 3-pt. 18-4

- Commits 15 turnovers or more 3-2
- Commits less than 15 turnovers 36-17

- Forces 15 turnovers or more 16-6
- Forces less than 15 turnovers 23-13

- Has less (or same) turnovers than opp. 31-14
- Has more turnovers than opponent 7-5

AP FLOUR, SUGAR, SALT, BUTTER, AND WATER

Ole Miss has dominated the turnover battle this year, ranking third in the nation with a turnover margin of +6.0 while leading all of college basketball in turnovers per game at 8.8. The Rebels are forcing an average of 14.8 turnovers per contest which ranks 29th in the NCAA. They lead the SEC in all three turnover metrics.

Ole Miss' assist-to-turnover ratio of 1.73 also ranks among the nation's best at fourth, led by **Jaylen Murray** with a season ratio of 2.91 (21st in NCAA, second in SEC). They've been a force on the defensive end with an average of 9.1 steals per game (23rd in NCAA), paced by **Sean Pedulla**, who ranks 40th in steals per game nationally at 2.00.

The Rebels have efficiently turned their opponent's turnovers into offense, besting their foes in points-off-turnovers in 20 games, with a season total of 428 (16.5 per game) compared to their opposition's 241 (9.3 per game).

WILDCAT-NIPPED

On Tuesday, February 4, the Rebels hosted No. 14 Kentucky on ESPN and showed out in primetime in front of the nation, picking up a program-building win over the Wildcats 98-84. The Rebels jumped out to a hot start, scoring 54 points in the first half, the most in the first 20 minutes of action since November of 2013. The team finished with 98 points, the most Ole Miss has ever scored against Kentucky since first playing them in 1925, led by a season-best 24 points from **Matthew Murrell** who made six shots makes from three.

The facilitators for the Rebels offense, points guards **Jaylen Murray** and **Sean Pedulla** combined for 18 assists, with Murray posting a double-double on 15 points and 10 dimes, while Pedulla's 8 helpers were a season-high. As a team, Ole Miss posted 24 assists and just one turnover, the highest assist-to-turnover ration in a single game by any team all year, and the highest in the NCAA since 2019. It was the fewest turnovers in an SEC game in the past 25 seasons, and was the first team over those 25 seasons to dish out more than 20 assists and turn the ball over fewer than two times against a ranked opponent. It was the second game head coach **Chris Beard** has coached where his team had just one turnover, after a game at Little Rock on March 1, 2016 where the Trojans had 20 assists and one turnover in an 89-80 win over Arkansas State.

LET'S PLAY DEFENSE

A staple of success for head coach **Chris Beard** has always been his team's defensive play, and it's been evident on this year's Ole Miss roster to start the season. With a turnover margin of +6.0, the Rebels own the third-best average in all of college basketball, forcing 14.8 per game (No. 28 in the NCAA) while committing just 8.8 to lead the NCAA.

With a scoring margin on +9.0 points per game, they own the 49th-best clip in the country. Ole Miss holds a record of 15-2 in two years under Beard when holding the opposition to under 40 percent from the field. Ole Miss ranks among the top teams in the nation in steals per game at 9.1, the 23rd-best clip in college basketball, and blocks per game at 4.4 to rank 51st.

BATTLE TESTED

The schedule for Ole Miss has been, and continues to be, one of the most difficult in the nation. As of February 16, they own the nation's second-toughest remaining strength of schedule according to ESPN's Basketball Power Index. Their past opposition's win percentage of 63.4 ranks as the 10th-highest in the nation, while their remaining opponent's win percentage of 78.4 is the second-highest in all of college basketball. Their cumulative strength-of-schedule win percentage of 65.9 is the fourth highest in the country.

GIANT KILLER

Ole Miss is one of just four schools in the country that has taken down a top-10 opponent in football, men's basketball, and women's basketball, joined by Ohio State, Penn State, and Tennessee. On the gridiron, the Rebels took down No. 3 Georgia in a historic 28-10 win in early November in Oxford. Women's hoops recently picked up a massive victory over No. 8 Kentucky 66-57 on February 10, while the men's basketball program toppled No. 4 Alabama in Tuscaloosa 74-64 in January.

COMPARING THE TEAMS

Statistic	Ole Miss	Vanderbilt
Scoring Offense	77.8	79.7
Scoring Defense	68.9	72.9
Scoring Margin	+8.9	+6.7
Field Goal Pct.	.445	.457
Opp. Field Goal Pct.	.416	.463
3-Point Pct.	.351	.325
Opp. 3-Point Pct.	.312	.375
Free Throw Pct.	.729	.741
Rebounds Per Game	33.8	34.8
Opp. Rebounds Per Game	38.0	34.2
Rebound Margin	-4.2	+0.5
Assists Per Game	15.2	14.2
Turnovers Per Game	8.8	10.0
Opp. Turnovers Per Game	14.8	14.6
Turnover Margin	+6.0	+4.6
Steals Per Game	9.1	9.2
Blocks Per Game	4.4	3.8

GAME-BY-GAME SPECIALTY STATS (OLE MISS/OPPONENT)

POINTS	20-PT GAMES
Pedulla - 9	Pedulla - 3
Dia - 5	Davis - 2
Murray - 5	Dia - 2
Brakefield - 3	Murray - 2
Davis - 3	Brakefield - 1
Murrell - 3	Murrell - 1

REBOUNDS	DOUBLE-DIGITS PTS
Dia - 11	Brakefield - 19
Brakefield - 6	Pedulla - 19
Davis - 6	Murray - 16
Barnes - 3	Davis - 14
Murrell - 3	Murrell - 14
Brown-Jones - 2	Dia - 9
Pedulla - 2	Barnes - 3
	Brown-Jones - 3

ASSISTS
Murray - 12
Pedulla - 11
Murrell - 3
Brakefield - 2
Barnes - 1
Davis - 1

DOUBLE-DOUBLES
Brakefield - 1
Dia - 1

TEAM RANKINGS (NCAA TOP-100)

	NCAA	SEC	Category
Ole Miss	1	1	TO/Game (8.8)
Ole Miss	3	1	TO Margin (+6.0)
Ole Miss	4	2	Ast.-TO Ratio (1.73)
Ole Miss	23	4	Steals/Game (9.1)
Ole Miss	28	1	TO Forced/Game (14.8)
Ole Miss	51	9	Blocks/Game (4.4)
Ole Miss	49	8	Scoring Margin (+9.0)
Ole Miss	60	9	3PFG% Defense (31.2)
Ole Miss	70	7	FG% Defense (41.6)
Ole Miss	74	7	FT Att./Game (21.3)
Ole Miss	74	8	FT Made/Game (15.5)
Ole Miss	78	7	Assists/Game (15.3)
Ole Miss	84	6	Scoring Defense (68.8)
Ole Miss	83	9	Scoring Offense (77.8)
Ole Miss	84	6	3PFG Made/Game (8.7)
Ole Miss	97	8	3PFG Att./Game (24.8)

INDIVIDUAL RANKINGS (NCAA TOP-100)

	NCAA	SEC	Category
Murray	21	2	Ast.-TO Ratio (2.91)
Pedulla	40	2	Steals (52)
Pedulla	40	3	Steals/Game (2.00)
Murrell	56	7	Steals/Game (1.95)
Pedulla	89	5	Ast.-TO Ratio (2.23)

INDIVIDUAL RANKINGS (SEC TOP-10)

	Rank	Category
Murray	2	Ast.-TO Ratio (2.91)
Pedulla	3	Steals/Game (2.00)
Pedulla	4	Minutes/Game (33:10)
Pedulla	5	Ast.-TO Ratio (2.23)
Murrell	7	Steals/Game (1.95)
Pedulla	7	Ast./Game (3.77)
Murray	9	Ast./Game (3.69)
Pedulla	10	3PFG Made/Game (2.38)
Dia	10	Def. Reb./Game (4.5)
Murray	10	Minutes/Game (31:07)

Opponent	Date	Result	Paint	Off TO	2nd Chance	FB	Bench
Long Island	11/4	W, 90-60	34/24	12/10	18/11	9/7	32/14
Grambling State	11/8	W, 66-64	30/18	26/11	4/11	13/2	15/13
South Alabama	11/12	W, 64-54	14/20	18/13	14/7	7/10	15/20
Colorado State	11/16	W, 84-69	30/24	22/8	10/8	7/0	27/17
Oral Roberts	11/21	W, 100-68	44/16	37/4	17/4	18/3	37/21
BYU	11/28	W, 96-85 OT	40/26	23/13	12/17	12/7	14/34
#12 Purdue	11/29	L, 78-80	20/28	11/14	12/8	4/10	32/2
Louisville	12/3	W, 86-63	48/26	15/7	5/12	10/0	25/12
Lindenwood	12/7	W, 86-53	38/18	12/10	13/16	6/2	33/24
Southern Miss	12/14	W, 77-46	22/20	24/7	13/3	18/4	21/15
Southern	12/17	W, 74-61	22/26	22/16	10/7	19/6	20/28
Queens	12/21	W, 80-62	42/24	24/6	14/5	15/9	23/23
Memphis	12/28	L, 70-87	30/38	8/12	10/13	11/21	25/17
Georgia	1/4	W, 63-51	16/24	15/16	12/16	1/2	18/14
Arkansas	1/8	W, 73-66	26/28	4/6	7/15	8/4	12/18
LSU	1/11	W, 77-65	34/28	23/11	5/17	20/9	26/27
#4 Alabama	1/14	W, 74-64	36/30	19/10	12/4	16/8	26/31
#15 Mississippi St.	1/18	L, 81-84 OT	24/40	14/3	6/19	10/10	33/44
#13 Texas A&M	1/22	L, 62-63	18/26	14/6	4/13	3/14	13/33
#22 Missouri	1/25	L, 75-83	36/18	18/13	3/8	9/17	9/31
Texas	1/29	W, 72-69	24/28	13/4	10/11	7/2	24/10
#1 Auburn	2/1	L, 82-92	34/28	17/16	14/17	10/9	19/13
#14 Kentucky	2/4	W, 98-84	30/38	9/0	2/6	8/13	18/20
LSU	2/8	W, 72-70	28/30	9/4	13/15	8/7	13/14
South Carolina	2/12	W, 72-68	32/32	5/6	8/7	13/5	19/9
#22 Mississippi St.	2/15	L, 71-81	34/38	14/15	12/16	13/12	23/24
Vanderbilt	2/22						
Auburn	2/26						
Oklahoma	3/1						
Tennessee	3/5						
Florida	3/8						
Totals		19-7	786/696	428/241	260/286	277/193	572/535

GAME-BY-GAME LEAD/DEFICIT

Opponent	Date	Result	Largest Lead	Largest Deficit	Time Led	Time Trailed	Time Tied
Long Island	11/4	W, 90-60	32 (2nd, 1:18)	3 (1st, 13:11)	33:12	1:11	5:37
Grambling State	11/8	W, 66-64	11 (2nd, 6:39)	12 (2nd, 17:25)	17:07	20:52	2:41
South Alabama	11/12	W, 64-54	14 (1st, 0:54)	2 (1st, 18:10)	35:49	1:19	3:32
Colorado State	11/16	W, 84-69	24 (1st, 2:28)	--	39:31	0:00	0:29
Oral Roberts	11/21	W, 100-68	37 (2nd, 5:03)	4 (1st, 18:31)	37:26	1:30	1:4
BYU	11/28	W, 96-85 OT	11 (OT, 0:28)	10 (1st, 6:11)	20:27	17:46	6:48
#12 Purdue	11/29	L, 78-80	7 (2nd, 5:19)	17 (1st, 5:59)	9:07	30:25	0:28
Louisville	12/3	W, 86-63	27 (2nd, 2:16)	2 (1st, 18:47)	38:29	0:18	1:13
Lindenwood	12/7	W, 86-53	35 (2nd, 0:42)	4 (1st, 7:38)	31:34	4:56	4:30
Southern Miss	12/14	W, 77-46	33 (2nd, 1:08)	--	39:27	0:00	0:33
Southern	12/17	W, 74-61	19 (2nd, 4:55)	--	39:41	0:00	0:19
Queens	12/21	W, 80-62	20 (2nd, 2:24)	2 (1st, 12:27)	35:48	2:25	1:47
Memphis	12/28	L, 70-87	0 (1st, 20:00)	19 (2nd, 1:30)	0:00	39:47	0:13
Georgia	1/4	W, 63-51	14 (2nd, 0:11)	4 (1st, 3:30)	31:04	5:35	3:21
Arkansas	1/8	W, 73-66	11 (2nd, 8:31)	9 (1st, 16:19)	19:09	18:05	2:46
LSU	1/11	W, 77-65	21 (2nd, 2:42)	8 (1st, 10:43)	25:16	9:20	5:30
#4 Alabama	1/14	W, 74-64	12 (2nd, 2:33)	5 (1st, 11:48)	18:28	17:58	3:34
#15 Mississippi St.	1/18	L, 81-84 OT	2 (1st OT, 3:52)	14 (1st, 13:14)	1:05	40:08	3:47
#13 Texas A&M	1/22	L, 62-63	11 (1st, 9:25)	1 (2nd, 0:13)	38:01	00:13	1:46
#22 Missouri	1/25	L, 75-83	8 (1st, 18:12)	12 (2nd, 5:24)	3:54	31:52	4:14
Texas	1/29	W, 72-69	5 (2nd, 5:02)	13 (1st, 5:43)	11:54	20:41	7:25
#1 Auburn	2/1	L, 82-92	4 (1st, 16:27)	10 (2nd, 0:08)	4:04	33:57	1:59
#14 Kentucky	2/4	W, 98-84	27 (2nd, 19:04)	--	39:44	0:00	0:16
LSU	2/8	W, 72-70	5 (1st, 13:48)	11 (2nd, 3:57)	4:43	30:11	5:06
South Carolina	2/12	W, 72-68	13 (1st, 5:30)	4 (2nd, 19:16)	34:22	3:04	2:34
#22 Mississippi St.	2/15	L, 71-81	8 (1st, 14:40)	19 (2nd, 8:55)	14:58	24:02	2:00
Vanderbilt	2/22						
Auburn	2/26						
Oklahoma	3/1						
Tennessee	3/5						
Florida	3/8						

AP TOP-25 • FEBRUARY 17

Rk	Team	Record	Pts	Prev
1	Auburn	23-2	1499	1
2	Florida	22-3	1387	3
3	Duke	22-3	1382	3
4	Alabama	21-4	1335	2
5	Houston	21-4	1290	6
6	Tennessee	21-5	1147	5
7	Texas A&M	20-5	1140	8
8	Iowa State	20-5	1034	10
9	Texas Tech	20-5	969	12
10	St. John's	22-4	933	9
11	Wisconsin	20-5	879	16
12	Michigan	20-5	734	20
13	Purdue	19-7	732	7
14	Michigan State	20-5	724	11
15	Missouri	19-6	573	21
16	Marquette	19-6	527	18
17	Kentucky	17-8	518	15
18	Clemson	21-5	499	23
19	Arizona	17-8	362	13
20	Maryland	20-6	361	25
21	Mississippi State	18-7	325	22
22	Memphis	21-5	308	14
23	Kansas	17-8	193	17
24	Ole Miss	19-7	177	19
25	Louisville	20-6	137	NR

Others receiving votes: New Mexico 117, Saint Mary's 63, UCLA 56, Creighton 27, Illinois 22, UConn 20, George Mason 15, Gonzaga 14, High Point 1

USA TODAY COACHES TOP-25 • FEBRUARY 17

Rk	Team, Record	Pts	1st	Prev
1	Auburn, 23-2	775	31	2
2	Florida, 22-3	712	0	3
3	Duke, 22-3	704	0	5
4	Alabama, 21-4	692	0	1
5	Houston, 21-4	672	0	6
6	Tennessee, 21-5	605	0	4
7	Texas A&M, 20-5	570	0	9
8	Iowa State, 20-5	534	0	10
9	St. John's, 22-4	501	0	8
10	Texas Tech, 20-5	488	0	12
11	Wisconsin, 20-5	441	0	15
12	Michigan, 20-5	413	0	17
13	Michigan St., 20-5	407	0	11
14	Purdue, 19-7	388	0	7
15	Marquette, 19-6	284	0	16
16	Missouri, 19-6	272	0	22
17	Clemson, 21-5	267	0	19
18	Arizona, 17-8	223	0	13
19	Memphis, 21-5	184	0	14
20	Maryland, 20-6	183	0	25
21	Kentucky, 17-8	162	0	18
22	Louisville, 20-6	109	0	NR
23	Mississippi St., 18-7	106	0	NR
24	Saint Mary's, 23-4	86	0	NR
25	Kansas, 17-8	69	0	20

Others receiving votes: Ole Miss 64; UCLA 49; New Mexico 41; Creighton 37; Gonzaga 15; UConn 11; Illinois 5; UC San Diego 3; VCU 2; George Mason 1

"HIGH TIDE GUYS, HIGH TIDE"

On January 14, No. 21 Ole Miss traveled to Tuscaloosa to face No. 4 Alabama in Coleman Coliseum, coming out of a battle with a 74-64 victory. Holding the Tide to under 70 points for the first time in 54 games, the Rebels defense forced 21 turnovers with 14 steals. The win marked the first victory in 10 seasons in Tuscaloosa for Ole Miss, their fourth win ever over an AP top four team, and the first-ever road win over an AP top five team in school history.

I'LL TAKE THAT, PLEASE

Sean Pedulla has had a big impact for the Rebels on defense, forcing 52 steals for an average of 2.00 per game. The senior guard has collected a steal in 23 of 26 games during the 2024-25 season, grabbing multiple swipes in 15 games this year with a season-best of five against Oral Roberts. He currently ranks 40th in the NCAA in steals per game and 40th in total steals. The senior guard is nearing the top-10 for most steals in a single season in Ole Miss history, needing 55 to enter the list.

"POLL" POSITION

In the latest top-25 polls released this past Monday, Ole Miss ranks No. 24 in the AP Poll. Their current run of 13 straight weeks in the AP Top 25 is the longest streak since the 1997-98 season, when the Rebels held a ranking the entire season. Ranked No. 15 in the Coaches Poll on December 9, it was the highest ranking in a national poll since the Rebels were No. 14 in the AP Poll on January 4, 2010, and the highest position in the Coaches Poll since they sat in 15th on January 21 in 2008.

LUNARDI SAYS "DANCE"

Updated each Tuesday and Friday, the latest bracketology from ESPN's Joe Lunardi has Ole Miss as a six seed in the South Region. They are projected to face 11-seed UC San Diego in Milwaukee, Wis., paired with three-seeded Wisconsin vs. 14th-seeded Towson. The highest seed for the Ole Miss program came in the 2001 tournament, when they were set as a three seed and reached the Sweet 16. Lunardi's latest projections has 13 teams from the SEC earning a ticket to the 2025 NCAA Tournament, a number that would be the most for a single conference all time.

I GOT ALL NUMBERS

The 2024-25 Ole Miss basketball roster boasts some serious career statistics. Seven players have scored over 1,000 points in their collegiate career, including **Matthew Murrell** (1,695), **Sean Pedulla** (1,609), **Dre Davis** (1,394), **Jaemyn Brakefield** (1,386), **Jaylen Murray** (1,279), **Mikeal Brown-Jones** (1,118), and **Davon Barnes** (1,064). The Rebels roster is one of four in the nation to feature seven players with over 1,000 career points (also Kansas, Kentucky, and Minnesota), and one of 22 programs to have two players with over 1,500 points. Entering the season, the team possessed 8,735 career points, 3,062 rebounds, 1,346 assists, 596 steals, and 327 blocks.

SPECIAL WEAPON OFF THE BENCH

A consistent starter over the past three seasons at Ole Miss, **Jaemyn Brakefield** has embraced a role off the bench this season and still been one of the best players on the court. With a season average of 10.9 points per game, Brakefield is tied for the conference lead with 18 double-digit point games when coming off the bench.

Double-Digit Scoring Off The Bench - SEC

1. 18 - Jaemyn Brakefield, Ole Miss
- 18 - Aden Holloway, Alabama
- 15 - Tahaad Pettiford, Auburn

2024-25 OLE MISS POLL HISTORY

Date	AP	Coaches
Preseason	#24	#25
November 11	#25	RV
November 18	RV	RV
November 25	#23	#24
December 2	#23	#20
December 9	#19	#15
December 16	#17	#16
December 23	#16	#16
December 30	#24	#23
January 6	#23	#22
January 13	#21	#21
January 20	#16	#16
January 27	#23	#23
February 3	#25	RV
February 10	#19	#23
February 17	#24	RV

SEC STANDINGS

School	SEC	Overall
#1/1 Auburn	12-1	24-2
#2/2 Florida	10-3	23-3
#4/4 Alabama	10-3	21-5
#15/16 Missouri	9-4	20-6
#7/7 Texas A&M	9-4	20-6
#6/6 Tennessee	8-5	21-5
#24 Ole Miss	8-5	19-7
#21/23 Mississippi St.	7-6	19-7
#17/21 Kentucky	7-6	18-8
Vanderbilt	5-8	17-9
Texas	5-8	16-10
Georgia	4-9	16-10
Arkansas	4-9	15-11
Oklahoma	3-10	16-10
LSU	3-10	14-12
South Carolina	0-13	10-16

"HURRY UP AND GET YOUR MUSCLE UP, WE OUT THE PLYOMETRIC"

Ole Miss jumped out to a hot start in conference action. In game one, the Rebels faced a Georgia team that entered their matchup 12th in the nation in field goal percentage at 50.7 and 12th in the country in rebound margin at +10.4. Ole Miss responded by holding the Bulldogs to just 29.3 percent from the floor, and out-rebounding Georgia, just the second time UGA had lost a battle on the boards this season. In game two at Arkansas, the Rebels faced another top team in shooting efficiency, as the Razorbacks entered with the ninth-best field goal percentage in the nation at 50.7. The Ole Miss defense held Arkansas to just 37.3 percent shooting, and once again out-rebounded a team entering with a positive rebound margin.

The Rebels then held LSU to just 40.7 percent from the field and 22.6 percent from deep. Their defense forced 17 turnovers with 12 steals, as five players recorded two swipes. On the road again at No. 4 Alabama, Ole Miss faced the No. 1 scoring offense in the country at 91.1 points per game and the eighth-ranked offensive rebounding team. The Rebels' defense held the Tide to just 64 points, snapping a 53-game streak of 70+ for Alabama, contained them to just 4 offensive rebounds, and forced 21 turnovers in the road win.

Across their 13 SEC games, Ole Miss has held their opponents to just 42.1 percent from the field, the fifth-best defensive effort in the league. They lead all teams through conference action in turnover margin at +4.6, assist-to-turnover ratio at 1.64, and rank third in steals per game at 7.9.

DIA DE LOS MUERTOS

Junior forward **Malik Dia** was dead-on to begin SEC play for Ole Miss, scoring 19 or more in three of the first four conference games with an average of 9.0 rebounds per game during that stretch. Against No. 4 Alabama on January 14, he scored 23 points and grabbed 19 rebounds, becoming the first Rebel to score 20+ with 10+ rebounds since Sebastian Saiz in 2017, the first with 20+ points and 15+ rebounds against an AP-ranked team since Keith Carter against Temple in 1997, and was one board shy of being the first Rebel to score 20 with 20 rebounds since Walter Actwood in 1972.

EASY TO HANDLE - A DIME BY THE DOZEN

Recording an assist-to-turnover ratio of 2.35 in his first season with Ole Miss, senior **Jaylen Murray** has taken his point guard play to an even higher level this year with 96 assists to just 33 turnovers. His assist-to-turnover ratio of 2.91 ranks 21st in the nation and second in the SEC. During his time at Ole Miss, Murray is averaging 3.85 assists per game, the seventh-best career average in program history. Fellow guard **Sean Pedulla** has also been an elite facilitator for the Rebels, with his average of 3.77 assists per game ranking eighth for a career at Ole Miss.

Career Assists Average

1. 7.09, Sean Tuohy (830 assists, 117 games, 1979-82)
2. 4.89, Bob Mahoney (329 assists, 74 games, 1973-75)
3. 4.43, Rod Barnes (456 assists, 103 games, 1985-88)
4. 4.36, Dave Shepherd (218 assists, 50 games, 1974-75)
5. 3.955, Jarvis Summers (530 assists, 134 games, 2012-15)
6. 3.93, Chris Warren (452 assists, 115 games, 2008-11)
7. **3.85, Jaylen Murray (223 assists, 58 games, 2023-pres.)**
8. **3.77, Sean Pedulla (98 assists, 26 games, 2024-pres.)**
9. 3.60, Henry Jackson (378 assists, 105 games, 1976-79)
10. 3.53, Todd Abernethy (431 assists, 122 games, 2004-07)

SEASONED VETERANS

Featuring 10 seniors on the roster, Ole Miss returned the fourth-highest minutes-per-game figure among all "power-five" programs in the nation at 284.3, and the most in the SEC. In total, Ole Miss players have played in over 1,000 career collegiate games with nearly 600 starts. The Rebels are one of 18 programs in the nation that feature five or more players in at least their fifth year of college basketball.

"HE A FREE THROW"

Entering the game with Purdue on November 29, **Jaylen Murray** had not missed a shot from the charity stripe, and was one of six players in all of college basketball to remain perfect to begin the 2024-25 season. The Bronx native also connected on his first two free throws during the Purdue game to extend his consecutive made shots at 32 dating back to the 2023-24 season, tying Murray with Stefan Moody for the second-longest streak in school history, trailing only David Rhodes' 37 during 1972.

SUPERLATIVES

BIGGEST OLE MISS LEAD:

37, vs. Oral Roberts (11-21-24)

BIGGEST OLE MISS DEFICIT:

19, 2x, MR: vs. No. 22 Mississippi State (2-15-25)

BIGGEST OLE MISS LEAD IN A LOSS:

11, vs. No. 13 Texas A&M (1-22-25)

BIGGEST OLE MISS DEFICIT IN A WIN:

12, vs. Grambling State (11-8-24)

BIGGEST OLE MISS HALFTIME LEAD:

23, vs. No. 14 Kentucky (2-4-25)

BIGGEST OLE MISS HALFTIME DEFICIT:

8, 2x, MR: vs. No. 12 Purdue (11-29-24)

BEST OLE MISS 1ST HALF FG%:

65.2%, at South Carolina (2-12-25)

WORST OLE MISS 1ST HALF FG%:

31.4%, vs. Grambling State (11-8-24)

BEST OLE MISS 2ND HALF FG%:

63.3%, at Louisville (12-3-24)

WORST OLE MISS 2ND HALF FG%:

26.7%, vs. South Alabama (11-12-24)

MOST POINTS BY OLE MISS IN 1ST HALF:

54, vs. No. 14 Kentucky (2-4-25)

FEWEST POINTS BY OLE MISS IN 1ST HALF:

25, vs. Grambling State (11-8-24)

MOST POINTS BY OPPONENT IN 1ST HALF:

42, 2x, MR: vs. No. 12/13 Purdue (11-29-24)

FEWEST POINTS BY OPPONENT IN 1ST HALF:

26, 4x, MR: vs. No. 13 Texas A&M (1-22-25)

MOST POINTS BY OLE MISS IN 2ND HALF:

50, vs. Oral Roberts (11-21-24)

FEWEST POINTS BY OLE MISS IN 2ND HALF:

26, vs. South Alabama (11-12-24)

MOST POINTS BY OPPONENT IN 2ND HALF:

53, vs. No. 14 Kentucky (2-4-25)

FEWEST POINTS BY OPPONENT IN 2ND HALF:

18, Southern Miss (12-14-24)

BIGGEST HALFTIME LEAD BLOWN:

7, vs. No. 13 Texas A&M (01-22-25)

BIGGEST HALFTIME DEFICIT ERASED:

8, vs. Grambling State (11-8-24)

BIGGEST MARGIN OF VICTORY:

33, Lindenwood (12-7-24)

BIGGEST MARGIN OF DEFEAT:

17, at Memphis (12-28-24)

MILESTONE AND RECORD WATCH

Jaemyn Brakefield
Career Steals 100

Dre Davis
Career Steals 99

Jaylen Murray
Ole Miss Career FT Made 100

Matthew Murrell
Career 3PFG Made 250

Sean Pedulla
Career Rebounds 390

OLE MISS CAREER RECORD BOOK

Points 1,695, Murrell (8th)
1,308, Brakefield (23rd)
FG Attempted 1,384, Murrell (9th)
Three-Point FG Made 250, Murrell (4th)
Three-Point FG Attempts 711, Murrell (4th)
Assist Average 3.85, Murray (7th)
3.77, Pedulla (8th)
Career Steals 164, Murrell (6th)
Career Games Played 143, Murrell (1st)
Career Minutes Played 4,155, Murrell (1st)

EYING THE RECORD BOOK

Single Season Steals Pedulla, 52 (t9th is 55)

PROGRAM POINT PRESIDENTS

Seniors **Matthew Murrell** and **Jaemyn Brakefield** have each surpassed the 1,000-point mark during their careers here in Oxford, and continue to climb the program leaderboard. Here's a snapshot of where they lie among the career points list at Ole Miss:

...
6. Breein Tyree - 1,797
7. Justin Reed - 1,785
8. Matthew Murrell - 1,695
9. Keith Carter - 1,682
...
21. Devontae Shuler - 1,319
22. Cob Jarvis - 1,313
23. Jaemyn Brakefield - 1,308
24. Stefan Moody - 1,294

HOOP IN THE 'SIP

On November's signing day, Chris Beard and staff added two top recruits to Athletic Financial Aid Agreements in Tylis Jordan and Patton Pinkins. The pair gave Ole Miss a consensus top-25 recruiting class for 2025 on signing day, ranked No. 12 in the nation by Rivals, No. 16 by On3, and No. 25 by 247Sports. They were each recently named McDonald's All-American nominees on January 15, Jordan in the East and Pinkins in the West.

Tylis Jordan, PF, 6-9, 210, Wheeler, Louisville, Ga.

Jordan is a consensus top-100 recruit for the class of 2025, owning a national ranking as high as No. 28 in the country by On3 and Rivals. Listed as a power forward, the 6'9" Louisville, Ga. native is an incredibly skilled big man who can easily play with the ball in his hands. He has the ability to stretch the floor with his shooting and is able to knock down threes. One of the top-ranked players in his class in the always-talented state of Georgia, Jordan averaged a double-double last season at Shiloh as a junior with 21.3 points and 10.3 rebounds per game, and is currently playing his senior season at Wheeler.

Patton Pinkins, SG, 6-5, 170, Frenship, Wolfforth, Texas

Another top-100 recruit, Pinkins is ranked as high as No. 78 in his class nationally by Rivals. A 6'5" shooting guard from Wolfforth, Texas, he currently plays at Frenship High School, where

he's described as an efficient player with a shooting percentage of over 60 percent from the field and over 40 percent from three. Pinkins, the son of current Ole Miss assistant coach Al Pinkins, possess a high basketball IQ with strong passing ability. His ability as an on-ball defender pairs well with his prowess at scoring the basketball at all three levels.

CHALLENGE ACCEPTED

Following an even seven-to-seven split in year one, this year's SEC/ACC Challenge was dominated by the Southeastern Conference 14-2, with Ole Miss playing it's part. Led by senior Dre Davis' season-high 20 points, the Rebels picked up a 23-point win at Louisville on Tuesday, December 3, 86-63. Ole Miss is 2-0 in two seasons of the event, winning each of their games handily following a 20-point win over NC State a year ago.

SETTLED IN

Success in year two under **Chris Beard** has been evident throughout his coaching career. At Angelo State, he jumped from 19 wins in year one (2013-14) to 28 in year two (2014-15) and reached the round of 16 at the NCAA Division II Tournament. He then increased his win total by nine in year two at Texas Tech (18 wins in 2016-17, 27 wins in 2017-18), leading the Red Raiders to the 2018 Elite Eight. Following his first campaign at Texas, Beard began the next season with convincing victories over No. 2 Gonzaga and No. 7 Creighton, earning a national ranking as high as No. 2 in the nation.

"I'M LIKE MAYONNAISE 'CAUSE I'M SMOOTH AND DANGEROUS TO LEAVE OPEN"

This year's roster possesses a mountain of shooting talent, notably from beyond the three-point arc. With well over 1,000 career three-pointers made among the 2024-25 roster, the Rebels look to light it up from deep on offense this season. Among the current members of the Ole Miss roster, they made a total of 410 shots from three during the 2023-24 season, a total that would have ranked third in all of college basketball last year.

2023-24 Made Three Pointers (30+)

Matthew Murrell: 78
Jaylen Murray: 72
Davon Barnes: 59 (at Sam Houston)
Sean Pedulla: 53 (at Virginia Tech)
Malik Dia: 44 (at Belmont)
Jaemyn Brakefield: 38
Dre Davis: 35 (at Seton Hall)

OLE MISS IN WINS VS. LOSSES

Category	Wins	Losses	Diff.
Scoring	79.6	74.1	5.5
Scoring Defense	64.3	81.4	17.1
Scoring Margin	+14.8	-7.3	22.1
FG%	.455	.419	.036
3PT%	.362	.325	.037
FT%	.735	.710	.025
Opp. FG%	.400	.455	.055
Opp. 3PT%	.287	.375	.088
Rebounds	35.1	30.6	4.5
Reb. Margin	-0.7	-13.6	12.9
Assists	15.7	14.0	1.7
Steals	9.3	8.6	0.7
Blocks	4.7	3.6	1.1
Turnovers	8.2	10.6	2.4
Turnovers Forced	14.9	14.4	0.5

20-MINUTE LOCKDOWN

In the second half against Southern Miss on December 14, the Ole Miss defense held the Golden Eagles to just 18 points. It was the lowest point total for an opponent in any half since the Rebels held UNC Wilmington to 18 in the first half on December 12 during the 2020-21 season, and the fewest points surrendered in a game at 46 since holding Vanderbilt to the same amount on March 6, 2021.

VALUED LEADERSHIP

The Ole Miss men's basketball coaching staff is one of the more experienced around the country, and is one of three staffs in the nation with five former Division-I or US professional head coaches. In his 14th year as a collegiate head coach, **Chris Beard** is joined on the court by former head coaches **Mark Adams** (25 years as head coach), **Win Case** (16 years as head coach), **Brian Burg** (three years as head coach), and **Wes Flanigan** (two years as head coach). Assistant coach **Bob Donewald Jr.** has 16 years of head coaching experience at the professional and national level, while assistant **Al Pinkins** has been an associate or assistant coach at six different NCAA Division-I programs, including four within the SEC. The Ole Miss coaching staff has experience at six other SEC programs: Auburn, Florida, LSU, Mississippi State, Tennessee, and Texas.

NETWORKING

The 2024-25 NET Rankings made their debut on Monday, December 2 and Ole Miss has since climbed their way to No. 24 in the nation. Since the ranking's first iteration at the conclusion of the 2018-19 season, their ranking of 13th on January 20 is the highest-ever NET Ranking for the Ole Miss program.

As of February 13, the entire SEC is ranked among the top 100, with 13 of the 16 programs sitting inside the top 50, eight in the top 25, and four in the top 10.

IT STILL MEANS MORE

The gauntlet of the SEC got even tougher this season with the addition of Oklahoma and Texas to the conference for the 2024-25 academic year. With nine teams currently owning a spot in the national top-25 polls, including Ole Miss, the schedule for the Rebels has been littered with big games, especially at home in the SJB Pavilion. Between January 22 and February 4, Ole Miss hosted No. 10 Texas A&M, No. 1 Auburn, Texas, and No. 14 Kentucky.

PRECURSORY HARDWARE

The college basketball world had high praise for not just the team, but for many of Ole Miss' players in advance to the 2024-25 season.

Matthew Murrell:

- John R. Wooden Award Preseason Watchlist
- Preseason All-SEC Second Team (Media and Coaches)
- Jersey Mike's Naismith Trophy Men's College Player of the Year Watchlist
- Jerry West SG of the Year Preseason Top 20 (Naismith Memorial Hall of Fame)
- No. 58 in the ESPN Preseason Top 100

Malik Dia:

- Kareem Abdul-Jabbar Center of the Year Preseason Top 20 (Naismith Memorial Hall of Fame)

Dre Davis:

- No. 78 in the ESPN Preseason Top 100

THE BOYS ARE BACK IN TOWN

The Ole Miss roster features five returners from last season, including three starters. Last year's leading scorer **Matthew Murrell** (16.2 PPG, 78 3PM) is joined by fellow starters from 2023-24 in **Jaemyn Brakefield** (12.9 PPG, 4.9 RPG) and **Jaylen Murray** (13.8 PPG, 72 3PM). Guards **Robert Cowherd** (10 GP), and **Cam Brent** (6 GP) round out the group of returners.

TRANSFER TO THE 'SIP

This year's team features six players who transferred in from other college programs:

Davon Barnes, Sam Houston (2023-24: 13.5 PPG, 3.5 RPG, 59 3PFGM, 54 ast.)

Ja'Von Benson, Hampton (2023-24: 32 GP, 15 MPG, 46 blk., 7.2 PPG, 5.3 RPG)

Mikeal Brown-Jones, UNC Greensboro (2023-24: 18.9 PPG, 7.5 RPG, 24 blk.)

Dre Davis, Seton Hall (2023-24: 15.0 PPG, 6.0 RPG, 60 ast., 34 stl., 49 blk.)

Malik Dia, Belmont (2023-24: 16.9 PPG, 5.9 RPG, 44 3PFGM, 27 stl., 26 blk.)

Sean Pedulla, Virginia Tech (2023-24: 16.4 PPG, 4.3 RPG, 4.6 APG, 53 3PFGM, 37 stl.)

OPPONENT NET RATINGS

Opponent	NET	Result
Long Island	297	W, 90-60
Grambling	328	W, 66-64
South Alabama	131	W, 64-54
Colorado St.	71	W, 84-69
Oral Roberts	331	W, 100-68
BYU	36	W, 96-85 OT
Purdue	13	L, 78-80
Louisville	29	W, 86-63
Lindenwood	322	W, 86-53
Southern Miss	281	W, 77-46
Southern	219	W, 74-61
Queens	213	W, 80-62
Memphis	44	L, 70-87
Georgia	38	W, 63-51
Arkansas	42	W, 73-66
LSU	81	W, 77-65
Alabama	6	W, 74-64
Mississippi St.	30	L, 81-84 OT
Texas A&M	11	L, 62-63
Missouri	15	L, 75-83
Texas	31	W, 72-69
Auburn	1	L, 82-92
Kentucky	17	W, 98-84
LSU	81	W, 72-70
South Carolina	92	W, 72-68
Mississippi St.	30	L, 81-71
Vanderbilt	40	--
Auburn	1	--
Oklahoma	52	--
Tennessee	5	--
Florida	4	--

OLE MISS NET RATING

	NET	Record
Ole Miss	25	19-7

MATTHEW MURRELL IN THE RECORD BOOKS

Career Points

1. 2,328, John Stroud (110 games, 1977-80)
2. 2,078, Joe Harvell (114 games, 1990-93)
3. 2,021, Chris Warren (115 games, 2008-11)
4. 1,822, Carlos Clark (118 games, 1980-83)
5. 1,805, Elston Turner (113 games, 1978-81)
6. 1,797, Breein Tyree (130 games, 2017-20)
7. 1,785, Justin Reed (122 games, 2001-04)
8. **1,695, Matthew Murrell (143 games, 2020-pres.)**
9. 1,682, Keith Carter (117 games, 1996-99)
10. 1,629, Jarvis Summers (134 games, 2012-15)

Career Field Goals Attempted

1. 1,708, Joe Harvell (114 games, 1990-93)
2. 1,695, John Stroud (110 games, 1977-80)
3. 1,563, Chris Warren (115 games, 2008-11)
4. 1,495, Elston Turner (113 games, 1978-81)
5. 1,452, Joe Gibbon (86 games, 1954-57)
6. 1,434, Breein Tyree (130 games, 2017-20)
7. 1,425, Justin Reed (122 games, 2001-04)
8. 1,411, Don Kessinger (70 games, 1962-64)
9. **1,384, Matthew Murrell (143 games, 2020-pres.)**
10. 1,321, Jack Waters (71 games, 1959-61)

Career Three-Point Field Goals Made

1. 334, Chris Warren (115 games, 2008-11)
2. 278, Aaron Harper (123 games, 2001-04)
3. 267, Marshall Henderson (66 games, 2013-14)
4. **250, Matthew Murrell (143 games, 2020-pres.)**
5. 249, Keith Carter (117 games, 1996-99)
6. 214, Joe Harvell (114 games, 1990-93)
7. 207, Breein Tyree (130 games, 2017-20)
8. 181, Stefan Moody (65 games, 2014-16)
9. 178, Devontae Shuler (124 games, 2018-21)
10. 176, Terence Davis (121 games, 2016-19)

Career Three-Point Field Goals Attempted

1. 900, Chris Warren (115 games, 2008-11)
2. 771, Marshall Henderson (66 games, 2013-2014)
3. 720, Aaron Harper (123 games, 2001-04)
4. **711, Matthew Murrell (143 games, 2020-pres.)**
5. 686, Keith Carter (117 games, 1996-99)
6. 581, Breein Tyree (130 games, 2017-20)
7. 528, Joe Harvell (114 games, 1990-93)
8. 523, Devontae Shuler (124 games, 2018-21)
9. 519, Terence Davis (121 games, 2016-19)
10. 494, Stefan Moody (65 games, 2015-16)

Career Steals

1. 211, Jason Smith (118 games, 1995-99)
2. 194, Murphy Holloway (132 games, 2009-13)
3. 185, Devontae Shuler (124 games, 2018-21)
4. 179, Eric Laird (110 games, 1982-85)
5. 172, Jason Harrison (132 games, 1999-2002)
6. **164, Matthew Murrell (143 games, 2020-pres.)**
7. 159, Gerald Glass (60 games, 1989-90)
8. 157, Joe Ayers (112 games, 1984-87)
9. 155, Elston Turner (113 games, 1979-81)
10. 154, Rod Barnes (103 games, 1985-88)

Career Games Played

1. **143, Matthew Murrell (2020-pres.)**
2. 135, Zach Graham (2008-11)
3. 134, Jarvis Summers (2012-15)
4. 132, Reginald Buckner (2010-13)
- 132, Murphy Holloway (2009-13)
- 132, Terrance Henry (2009-12)
- 132, Jason Harrison (1999-2002)
8. 130, Breein Tyree (2017-20)
9. 129, Sebastian Saiz (2014-17)
10. 128, Emmanuel Wade (2000-03)

Career Minutes Played

1. **4,155, Matthew Murrell (143 games, 2020-pres.)**
2. 4,109, Elston Turner (113 games, 1978-81)
3. 4,039, Sean Tuohy (117 games, 1979-82)
4. 4,028, Carlos Clark (118 games, 1980-83)
5. 3,955, John Stroud (110 games, 1977-90)
6. 3,832, Eric Laird (110 games, 1982-85)
7. 3,812, Chris Warren (115 games, 2008-11)
8. 3,719, Keith Carter (117 games, 1996-99)
9. 3,674, Murphy Holloway (132 games, 2009-13)
- 3,674, Joe Harvell (114 games, 1990-93)

I AM AN OLE MISS REBEL

The Ole Miss roster has four first-year college players, in freshmen John Bol, Zach Day and Eduardo Klafke, as well as senior Max Smith. Bol, a 7'2" forward from Overtime Elite in Atlanta, was ranked as the second-highest recruit in program history according to 247Sports. The South Sudan native was a consensus four-star recruit, and was ranked as high as No. 38 in the nation by 247Sports and No. 40 by ESPN. Klafke is a 6'5" guard with great shooting and play-making ability. He trained with the prestigious NBA Academy Latin America, and spent all of last spring as an early-enrollee training with Ole Miss. Day joins the program from Midland, Texas where he averaged 24 points, 7.5 rebounds and 2.1 assists as a senior at Midland Christian. Smith joined the team as a senior Ole Miss student, previously playing at Anderson High School in Austin, Texas where he averaged 24 points per game.

RECORD BOOK WRECKER

Senior guard **Matthew Murrell** enters his fifth season with Ole Miss and continues to put his name up and down the program record book. The Memphis native currently ranks eighth in school history in career points with 1,695, and fourth in three-point shots made (250) and three-point attempts (711). He also ranks ninth in most field goal attempts at 1,384, and is sixth in career steals with 164.

I AM IRON MAN

A consistent member of the lineup for each of the past five seasons, **Matthew Murrell** recently became the program's all-time leader in games played and minutes played. On January 22, Murrell passed Zach Graham at 135 games played for Ole Miss, and has since pushed his number to 143. At South Carolina on February 12, he surpassed Elston Turner for the most minutes played in a Rebel uniform, now with 4,155 minutes on the court for Ole Miss.

THE BEARD ERA: YEAR ONE

The first season of Ole Miss Basketball under head coach Chris Beard was a good one, as the Rebels got off to one of the best starts in all of college basketball. Winning their first 13 games to begin the 2023-24 schedule, Ole Miss was one of three teams to remain undefeated through 13 competitions, and tied the program record for longest win streak. The team also broke the SJB Pavilion record for consecutive wins with 12, and broke the program record for total home-game attendance by over 11,000. The Rebels finished the campaign with a 20-win season for the 18th time in school history and the first since 2018-19. The team was led by returning guard **Matthew Murrell** in scoring at 16.2 points per game, and guard Allen Flanigan in rebounding at 6.1 per contest. Ole Miss finished the season with 184 blocked shots, the second-most in a single season in program history, just behind 185 set during the 2012-13 team.

DAVID AND GOLIATH

Measuring in at five feet and four inches tall, Ole Miss senior guard **Cam Brent** is currently the shortest student-athlete on any men's college basketball roster. Standing at seven feet two inches, freshman forward **John Bol** is tied for the 10th-tallest in all of college hoops. Brent and Bol's height differential of 10 inches is the largest in the NCAA.

AMONG THE NATION'S BEST

Some of the Rebels rank among college basketball's elite in the active career leaderboards, with **Matthew Murrell** sitting among the best in three-pointers attempted (711, No. 34) and made (250, No. 43), field goals attempted (1,384, No. 43), and career points (1,695, No. 52). He is also listed among the top-100 in the NCAA in career steals (164, No. 75).

Point guard **Sean Pedulla** appears on the active career leaderboard for assist-to-turnover ratio (1.69, No. 46), assists (423, No. 59), points (1,609, No. 71), and three-pointers made (216, No. 88), while **Jaemyn Brakefield** ranks 86th with 145 career games played.

REBELS IN NCAA CAREER ACTIVE LEADERS (TOP-100)

Name	Categ.	Value	D-I	All Div
Murrell	3P FGA	711	34	--
Murrell	FGA	1,384	43	--
Murrell	3P FGM	250	43	81
Pedulla	Ast.-TO Ratio	1.69	46	--
Murrell	Points	1,695	52	97
Pedulla	Assists	423	59	94
Pedulla	Points	1,609	71	144
Murrell	Steals	164	75	155
Brakefield	Games Played	145	86	92
Pedulla	3P FGM	216	88	177

GAME-BY-GAME STARTING LINEUPS

Opponent	Date	Result	G	G	G	G/F	F/C	Lineup	Record
Long Island	11-04	W, 90-60	Murray	Pedulla	Murrell	Davis	Dia	#1	1-0
Grambling State	11-08	W, 66-64	Murray	Pedulla	Murrell	Davis	Dia	#1	2-0
South Alabama	11-12	W, 64-54	Murray	Pedulla	Barnes	Davis	Dia	#2	1-0
Colorado State	11-16	W, 84-69	Murray	Pedulla	Murrell	Davis	Dia	#1	3-0
Oral Roberts	11-21	W, 100-68	Murray	Pedulla	Murrell	Brown-Jones	Dia	#3	1-0
BYU	11-28	W, 96-85 OT	Murray	Pedulla	Murrell		Dia	#1	4-0
No. 12 Purdue	11-29	L, 78-80	Murray	Pedulla	Murrell	Davis	Dia	#1	4-1
Louisville	12-03	W, 86-63	Murray	Pedulla	Murrell	Davis	Dia	#1	5-1
Lindenwood	12-07	W, 86-53	Murray	Pedulla	Barnes	Davis	Dia	#2	2-0
Southern Miss	12-14	W, 77-46	Murray	Pedulla	Barnes	Davis	Dia	#2	3-0
Southern	12-17	W, 74-61	Murray	Pedulla	Barnes	Davis	Dia	#2	4-0
Queens	12-21	W, 80-62	Murray	Pedulla	Barnes	Davis	Dia	#2	5-0
Memphis	12-38	L, 70-87	Murray	Pedulla	Murrell	Davis	Dia	#1	5-2
Georgia	1-4	W, 63-51	Pedulla	Murrell	Barnes	Davis	Dia	#4	1-0
Arkansas	1-8	W, 73-66	Pedulla	Murrell	Barnes	Davis	Dia	#4	2-0
LSU	1/11	W, 77-65	Pedulla	Murrell	Barnes	Davis	Dia	#4	3-0
No. 4 Alabama	1/14	W, 74-64	Pedulla	Murrell	Barnes	Davis	Dia	#4	4-0
No. 15 Mississippi St.	1/18	L, 81-84 OT	Pedulla	Murrell	Barnes	Davis	Dia	#4	4-1
No. 13 Texas A&M	1/22	L, 62-63	Murray	Pedulla	Murrell	Davis	Dia	#1	5-3
No. 22 Missouri	1/25	L, 75-83	Murray	Pedulla	Murrell	Brakefield	Dia	#5	0-1
Texas	1/29	W, 72-69	Murray	Pedulla	Murrell		Dia	#1	6-3
No. 1 Auburn	2/1	L, 82-92	Murray	Pedulla	Murrell	Davis	Dia	#1	6-4
No. 14 Kentucky	2/4	W, 98-84	Murray	Pedulla	Murrell	Davis	Dia	#1	7-4
LSU	2/8	W, 72-70	Murray	Pedulla	Murrell	Davis	Dia	#1	8-4
South Carolina	2/12	W, 72-68	Murray	Pedulla	Murrell	Davis	Dia	#1	9-4
No. 22 Mississippi State	2/15	L, 71-81	Murray	Pedulla	Murrell	Davis	Dia	#1	9-5
Vanderbilt	2/22								
Auburn	2/26								
Oklahoma	3/1								
Tennessee	3/5								
Florida	3/8								

REBEL STARTING/GAMES PLAYED HISTORY

<u>CAREER STARTS</u>			<u>CAREER GAMES PLAYED</u>		
Name	Season	Career	Name	Season	Career
Davon Barnes	10	75	Davon Barnes	26	109
Ja'Von Benson	0	15	Ja'Von Benson	9	56
John Bol	0	0	John Bol	15	15
Jaemyn Brakefield	1	91	Jaemyn Brakefield	26	145
Cam Brent	0	0	Cam Brent	7	13
Mikeal Brown-Jones	1	34	Mikeal Brown-Jones	23	136
Robert Cowherd	0	0	Robert Cowherd	8	18
Zach Day	0	0	Zach Day	0	0
Dre Davis	24	101	Dre Davis	24	134
Malik Dia	26	50	Malik Dia	26	79
Eduardo Klafke	0	0	Eduardo Klafke	26	26
Jaylen Murray	21	67	Jaylen Murray	26	120
Matthew Murrell	21	109	Matthew Murrell	22	143
Sean Pedulla	26	92	Sean Pedulla	26	128
Max Smith	0	0	Max Smith	0	0

OVERALL STATS

Game Records

Record	Overall	Home	Away	Neutral
ALL GAMES	19-7	11-3	5-3	3-1
CONFERENCE	8-5	4-3	4-2	0-0
NON-CONFERENCE	11-2	7-0	1-1	3-1

Score by Periods

Team	1st	2nd	OT	TOT
Ole Miss	950	1047	26	2023
Opponents	877	897	18	1792

Team Box Score

No.	Player				Total		3-Point		F-Throw		Rebounds											
		GP-GS	MIN	AVG	FG-FGA	FG%	3FG-3FGA	3FG%	FT-FTA	FT%	OFF	DEF	TOT	AVG	PF	DQ	A	TO	BLK	STL	PTS	AVG
3	PEDULLA, Sean	26-26	862:14	33.2	127-295	.431	62-158	.392	63-78	.808	9	80	89	3.4	67	0	98	44	6	52	379	14.6
11	MURRELL, Matthew	22-21	671:36	30.5	84-198	.424	32-97	.330	51-65	.785	17	66	83	3.8	41	0	47	15	5	43	251	11.4
5	MURRAY, Jaylen	26-21	809:04	31.1	96-225	.427	51-122	.418	41-50	.820	1	57	58	2.2	44	0	96	33	7	35	284	10.9
4	BRAKEFIELD, Jaemyn	26-1	600:32	23.1	95-199	.477	21-57	.368	72-100	.720	41	84	125	4.8	52	2	52	32	9	20	283	10.9
14	DAVIS, Dre	24-24	618:41	25.8	89-189	.471	16-51	.314	56-82	.683	43	68	111	4.6	67	3	31	30	26	25	250	10.4
0	DIA, Malik	26-26	520:27	20.0	97-216	.449	18-63	.286	44-72	.611	30	117	147	5.7	56	0	22	19	27	16	256	9.8
7	BARNES, Davon	26-10	531:16	20.4	50-127	.394	11-58	.190	29-38	.763	19	66	85	3.3	51	0	27	14	9	22	140	5.4
1	BROWN-JONES, Mikeal	23-1	243:19	10.6	33-64	.516	2-10	.200	35-47	.745	16	27	43	1.9	44	1	9	15	13	9	103	4.5
8	KLAFKE, Eduardo	26-0	269:16	10.4	15-28	.536	12-23	.522	4-9	.444	6	20	26	1.0	25	0	13	10	5	11	46	1.8
21	BENSON, Ja'Von	9-0	28:52	3.2	3-6	.500	1-1	1.000	4-6	.667	2	7	9	1.0	6	0	0	3	2	2	11	1.2
10	BOL, John	14-0	55:25	4.0	7-11	.636	0-0	.000	2-4	.500	4	6	10	0.7	6	0	0	3	5	0	16	1.1
55	BRENT, Cam	7-0	10:34	1.5	1-4	.250	0-1	.000	2-2	1.000	0	3	3	0.4	0	0	0	0	0	0	4	0.6
6	COWHERD, Robert	8-0	28:43	3.6	0-4	.000	0-3	.000	0-0	.000	1	1	2	0.3	3	0	2	1	1	1	0	0.0
Team											48	41	89					10				
Total		26	5250		697-1566	.445	226-644	.351	403-553	.729	237	643	880	33.8	462	6	397	229	115	236	2023	77.8
Opponents		26	5250		603-1450	.416	196-629	.312	384-556	.691	279	710	989	38.0	461	4	343	385	103	149	1792	68.9

Team Statistics

	UM	OPP
Scoring	2023	1792
Points per game	77.8	68.9
Scoring margin	+8.9	-
Field goals-att	697-1566	603-1450
Field goal pct	.445	.416
3 point fg-att	226-644	196-629
3-point FG pct	.351	.312
3-pt FG made per game	8.7	7.5
Free throws-att	403-553	384-556
Free throw pct	.729	.691
F-Throws made per game	15.5	14.8
Rebounds	880	989
Rebounds per game	33.8	38.0
Rebounding margin	-4.2	-
Assists	397	343
Assists per game	15.3	13.2
Turnovers	229	385
Turnovers per game	8.8	14.8
Turnover margin	+6.0	-
Assist/turnover ratio	1.7	0.9
Steals	236	149
Steals per game	9.1	5.7
Blocks	115	103
Blocks per game	4.4	4.0
Winning streak	0	-
Home win streak	0	-
Attendance	113446	103509
Home games-Avg/Game	14-8103	8-12939
Neutral site-Avg/Game	-	4-3234

Team Results

Date	Opponent		Score	Att.
11/04/2024	LIU	W	90-60	7982
11/08/2024	Grambling	W	66-64	7314
11/12/2024	South Alabama	W	64-54	4033
11/16/2024	vs Colorado St.	W	84-69	2008
11/21/2024	Oral Roberts	W	100-68	6873
11/28/2024	vs BYU	Wot	96-85	4000
11/29/2024	vs Purdue	L	78-80	4000
12/03/2024	at Louisville	W	86-63	12729
12/07/2024	Lindenwood	W	86-53	7106
12/14/2024	vs Southern Miss.	W	77-46	2928
12/17/2024	Southern U.	W	74-61	6796
12/21/2024	Queens (NC)	W	80-62	7841
12/28/2024	at Memphis	L	70-87	15643
01/04/2025	Georgia	W	63-51	8746
01/08/2025	at Arkansas	W	73-66	19200
01/11/2025	LSU	W	77-65	9406
01/14/2025	at Alabama	W	74-64	13474
01/18/2025	at Mississippi St.	Lot	81-84	9448
01/22/2025	Texas A&M	L	62-63	10008
01/25/2025	at Missouri	L	75-83	15061
01/29/2025	Texas	W	72-69	8480
02/01/2025	Auburn	L	82-92	9974
02/04/2025	Kentucky	W	98-84	9128
02/08/2025	at LSU	W	72-70	6980
02/12/2025	at South Carolina	W	72-68	10974
02/15/2025	Mississippi St.	L	71-81	9759

CONFERENCE

Game Records

Record	Overall	Home	Away	Neutral
ALL GAMES	8-5	4-3	4-2	0-0
CONFERENCE	8-5	4-3	4-2	0-0
NON-CONFERENCE	0-0	0-0	0-0	0-0

Team Box Score

No.	Player				Total		3-Point		F-Throw		Rebounds													
		GP-GS	MIN	AVG	FG-FGA	FG%	3FG-3FGA	3FG%	FT-FTA	FT%	OFF	DEF	TOT	AVG	PF	DQ	A	TO	BLK	STL	PTS	AVG		
3	PEDULLA, Sean	13-13	445:35	34.3	65-159	.409	31-82	.378	27-36	.750	4	37	41	3.2	39	0	49	21	0	20	188	14.5		
4	BRAKEFIELD, Jaemyn	13-1	327:12	25.2	55-109	.505	12-28	.429	44-59	.746	23	38	61	4.7	32	2	25	20	4	10	166	12.8		
0	DIA, Malik	13-13	305:16	23.5	63-135	.467	12-36	.333	26-44	.591	14	63	77	5.9	29	0	9	12	19	7	164	12.6		
11	MURRELL, Matthew	13-13	401:31	30.9	45-108	.417	20-58	.345	36-44	.818	10	47	57	4.4	19	0	30	9	2	21	146	11.2		
14	DAVIS, Dre	12-12	305:53	25.5	43-87	.494	7-22	.318	26-37	.703	19	32	51	4.3	38	3	14	15	13	13	119	9.9		
5	MURRAY, Jaylen	13-8	388:01	29.8	39-103	.379	19-50	.380	15-21	.714	0	26	26	2.0	25	0	41	16	2	15	112	8.6		
7	BARNES, Davon	13-5	259:07	19.9	16-44	.364	3-19	.158	17-20	.850	2	36	38	2.9	26	0	8	7	3	10	52	4.0		
1	BROWN-JONES, Mikeal	10-0	75:11	7.5	6-14	.429	0-2	.000	5-8	.625	3	10	13	1.3	15	0	4	2	5	2	17	1.7		
8	KLAFKE, Eduardo	13-0	96:48	7.4	3-9	.333	2-7	.286	0-4	.000	3	8	11	0.8	13	0	4	5	0	5	8	0.6		
6	COWHERD, Robert	2-0	07:38	3.8	0-1	.000	0-1	.000	0-0	.000	0	0	0	0.0	0	0	0	0	0	0	0	0.0		
55	BRENT, Cam	1-0	00:42	0.7	0-0	.000	0-0	.000	0-0	.000	0	0	0	0.0	0	0	0	0	0	0	0	0.0		
10	BOL, John	6-0	12:05	2.0	0-0	.000	0-0	.000	0-0	.000	0	2	2	0.3	0	0	0	0	2	0	0	0.0		
Team											21	24	45				5							
Total		13	2625		335-769	.436	106-305	.348	196-273	.718	99	323	422	32.5	236	5	184	112	50	103	972	74.8		
Opponents		13	2625		316-752	.420	95-308	.308	209-296	.706	150	372	522	40.2	226	1	174	172	49	79	940	72.3		

NON-CONFERENCE

Game Records

Record	Overall	Home	Away	Neutral
ALL GAMES	11-2	7-0	1-1	3-1
CONFERENCE	0-0	0-0	0-0	0-0
NON-CONFERENCE	11-2	7-0	1-1	3-1

Team Box Score

No.	Player				Total		3-Point		F-Throw		Rebounds												
		GP-GS	MIN	AVG	FG-FGA	FG%	3FG-3FGA	3FG%	FT-FTA	FT%	OFF	DEF	TOT	AVG	PF	DQ	A	TO	BLK	STL	PTS	AVG	
3	PEDULLA, Sean	13-13	416:39	32.0	62-136	.456	31-76	.408	36-42	.857	5	43	48	3.7	28	0	49	23	6	32	191	14.7	
5	MURRAY, Jaylen	13-13	421:03	32.4	57-122	.467	32-72	.444	26-29	.897	1	31	32	2.5	19	0	55	17	5	20	172	13.2	
11	MURRELL, Matthew	9-8	270:05	30.0	39-90	.433	12-39	.308	15-21	.714	7	19	26	2.9	22	0	17	6	3	22	105	11.7	
14	DAVIS, Dre	12-12	312:48	26.1	46-102	.451	9-29	.310	30-45	.667	24	36	60	5.0	29	0	17	15	13	12	131	10.9	
4	BRAKEFIELD, Jaemyn	13-0	273:20	21.0	40-90	.444	9-29	.310	28-41	.683	18	46	64	4.9	20	0	27	12	5	10	117	9.0	
0	DIA, Malik	13-13	215:11	16.6	34-81	.420	6-27	.222	18-28	.643	16	54	70	5.4	27	0	13	7	8	9	92	7.1	
7	BARNES, Davon	13-5	272:10	20.9	34-83	.410	8-39	.205	12-18	.667	17	30	47	3.6	25	0	19	7	6	12	88	6.8	
1	BROWN-JONES, Mikeal	13-1	168:08	12.9	27-50	.540	2-8	.250	30-39	.769	13	17	30	2.3	29	1	5	13	8	7	86	6.6	
8	KLAFKE, Eduardo	13-0	172:27	13.3	12-19	.632	10-16	.625	4-5	.800	3	12	15	1.2	12	0	9	5	5	6	38	2.9	
10	BOL, John	8-0	43:20	5.4	7-11	.636	0-0	.000	2-4	.500	4	4	8	1.0	6	0	0	3	3	0	16	2.0	
21	BENSON, Ja'Von	9-0	28:52	3.2	3-6	.500	1-1	1.000	4-6	.667	2	7	9	1.0	6	0	0	3	2	2	11	1.2	
55	BRENT, Cam	6-0	09:52	1.6	1-4	.250	0-1	.000	2-2	1.000	0	3	3	0.5	0	0	0	0	0	0	4	0.7	
6	COWHERD, Robert	6-0	21:05	3.5	0-3	.000	0-2	.000	0-0	.000	1	1	2	0.3	3	0	2	1	1	1	0	0.0	
Team											27	17	44					5					
Total		13	2625		362-797	.454	120-339	.354	207-280	.739	138	320	458	35.2	226	1	213	117	65	133	1051	80.8	
Opponents		13	2625		287-698	.411	101-321	.315	175-260	.673	129	338	467	35.9	235	3	169	213	54	70	852	65.5	

HOME STATS

Game Records

Record	Overall	Home	Away	Neutral
ALL GAMES	11-3	11-3	0-0	0-0
CONFERENCE	4-3	4-3	0-0	0-0
NON-CONFERENCE	7-0	7-0	0-0	0-0

Team Box Score

No.	Player				Total		3-Point		F-Throw		Rebounds													
		GP-GS	MIN	AVG	FG-FGA	FG%	3FG-3FGA	3FG%	FT-FTA	FT%	OFF	DEF	TOT	AVG	PF	DQ	A	TO	BLK	STL	PTS	AVG		
3	PEDULLA, Sean	14-14	454:22	32.5	72-167	.431	34-95	.358	41-45	.911	5	46	51	3.6	35	0	52	23	4	32	219	15.6		
4	BRAKEFIELD, Jaemyn	14-0	331:23	23.7	57-119	.479	12-31	.387	41-58	.707	23	44	67	4.8	18	0	32	19	5	11	167	11.9		
11	MURRELL, Matthew	11-10	320:20	29.1	42-97	.433	16-51	.314	27-36	.750	11	33	44	4.0	19	0	38	8	2	24	127	11.5		
14	DAVIS, Dre	13-13	343:47	26.4	49-95	.516	11-29	.379	24-36	.667	18	38	56	4.3	34	1	14	19	20	10	133	10.2		
5	MURRAY, Jaylen	14-12	413:40	29.5	48-111	.432	27-63	.429	18-22	.818	0	27	27	1.9	20	0	53	19	5	21	141	10.1		
0	DIA, Malik	14-14	282:58	20.2	44-107	.411	11-34	.324	22-38	.579	18	61	79	5.6	25	0	12	11	21	7	121	8.6		
7	BARNES, Davon	14-6	318:41	22.8	30-82	.366	6-37	.162	23-31	.742	15	44	59	4.2	33	0	21	8	8	15	89	6.4		
1	BROWN-JONES, Mikeal	13-1	119:55	9.2	19-37	.514	0-5	.000	14-21	.667	6	10	16	1.2	20	0	5	9	7	4	52	4.0		
21	BENSON, Ja'Von	6-0	21:00	3.5	3-5	.600	1-1	1.000	4-4	1.000	2	7	9	1.5	3	0	0	2	1	2	11	1.8		
10	BOL, John	8-0	29:52	3.7	4-5	.800	0-0	.000	0-0	.000	1	5	6	0.8	3	0	0	2	3	0	8	1.0		
8	KLAFKE, Eduardo	14-0	134:24	9.6	3-9	.333	3-7	.429	4-9	.444	5	8	13	0.9	10	0	10	8	3	6	13	0.9		
55	BRENT, Cam	6-0	08:24	1.4	1-4	.250	0-1	.000	2-2	1.000	0	2	2	0.3	0	0	0	0	0	0	4	0.7		
6	COWHERD, Robert	4-0	21:13	5.3	0-4	.000	0-3	.000	0-0	.000	1	0	1	0.3	2	0	2	1	1	1	0	0.0		
Team											28	28	56					4						
Total		14	2800		372-842	.442	121-357	.339	220-302	.728	133	353	486	34.7	222	1	239	133	80	133	1085	77.5		
Opponents		14	2800		323-795	.406	107-338	.317	170-243	.700	151	379	530	37.9	244	2	184	223	57	94	927	66.2		

AWAY STATS

Game Records

Record	Overall	Home	Away	Neutral
ALL GAMES	5-3	0-0	5-3	0-0
CONFERENCE	4-2	0-0	4-2	0-0
NON-CONFERENCE	1-1	0-0	1-1	0-0

Team Box Score

No.	Player				Total		3-Point		F-Throw		Rebounds													
		GP-GS	MIN	AVG	FG-FGA	FG%	3FG-3FGA	3FG%	FT-FTA	FT%	OFF	DEF	TOT	AVG	PF	DQ	A	TO	BLK	STL	PTS	AVG		
3	PEDULLA, Sean	8-8	277:17	34.7	40-98	.408	17-43	.395	17-25	.680	3	20	23	2.9	22	0	34	15	0	14	114	14.3		
0	DIA, Malik	8-8	172:03	21.5	41-82	.500	6-19	.316	18-28	.643	11	43	54	6.8	24	0	7	7	5	5	106	13.3		
14	DAVIS, Dre	7-7	165:17	23.6	28-58	.483	3-13	.231	14-20	.700	14	18	32	4.6	25	2	10	8	4	10	73	10.4		
11	MURRELL, Matthew	8-8	251:14	31.4	28-70	.400	10-30	.333	16-21	.762	5	28	33	4.1	15	0	8	4	3	15	82	10.3		
4	BRAKEFIELD, Jaemyn	8-1	185:05	23.1	25-51	.490	5-15	.333	23-32	.719	13	26	39	4.9	26	2	14	10	3	4	78	9.8		
5	MURRAY, Jaylen	8-5	253:01	31.6	26-75	.347	12-38	.316	8-12	.667	0	21	21	2.6	19	0	19	9	2	7	72	9.0		
7	BARNES, Davon	8-3	138:41	17.3	13-28	.464	4-13	.308	3-3	1.000	0	13	13	1.6	14	0	2	3	1	5	33	4.1		
1	BROWN-JONES, Mikeal	6-0	68:10	11.4	3-9	.333	0-2	.000	13-15	.867	3	13	16	2.7	12	0	3	3	4	2	19	3.2		
8	KLAFKE, Eduardo	8-0	88:42	11.1	8-12	.667	6-10	.600	0-0	.000	1	7	8	1.0	10	0	2	2	2	3	22	2.8		
10	BOL, John	5-0	18:40	3.7	2-3	.667	0-0	.000	0-0	.000	2	1	3	0.6	2	0	0	0	2	0	4	0.8		
21	BENSON, Ja'Von	2-0	03:30	1.8	0-0	.000	0-0	.000	0-0	.000	0	0	0	0.0	1	0	0	1	1	0	0	0.0		
6	COWHERD, Robert	2-0	03:19	1.7	0-0	.000	0-0	.000	0-0	.000	0	1	1	0.5	0	0	0	0	0	0	0	0.0		
Team											10	8	18					5						
Total		8	1625		214-486	.440	63-183	.344	112-156	.718	62	199	261	32.6	170	4	99	67	27	65	603	75.4		
Opponents		8	1625		188-444	.423	54-182	.297	155-235	.660	90	232	322	40.3	138	2	94	101	32	43	585	73.1		

IN WINS

Game Records

Record	Overall	Home	Away	Neutral
ALL GAMES	19-0	11-0	5-0	3-0
CONFERENCE	8-0	4-0	4-0	0-0
NON-CONFERENCE	11-0	7-0	1-0	3-0

Team Box Score

No.	Player				Total		3-Point		F-Throw		Rebounds													
		GP-GS	MIN	AVG	FG-FGA	FG%	3FG-3FGA	3FG%	FT-FTA	FT%	OFF	DEF	TOT	AVG	PF	DQ	A	TO	BLK	STL	PTS	AVG		
3	PEDULLA, Sean	19-19	623:10	32.8	87-208	.418	44-107	.411	51-58	.879	8	57	65	3.4	43	0	74	26	6	39	269	14.2		
14	DAVIS, Dre	18-18	477:52	26.5	77-149	.517	14-37	.378	51-75	.680	34	57	91	5.1	49	1	19	22	20	21	219	12.2		
11	MURRELL, Matthew	15-14	462:49	30.9	59-132	.447	20-61	.328	37-46	.804	12	46	58	3.9	25	0	34	12	3	27	175	11.7		
5	MURRAY, Jaylen	19-15	586:51	30.9	73-162	.451	37-87	.425	29-34	.853	1	46	47	2.5	30	0	73	23	7	27	212	11.2		
4	BRAKEFIELD, Jaemyn	19-0	426:24	22.4	63-131	.481	15-39	.385	56-76	.737	27	65	92	4.8	37	1	45	24	8	13	197	10.4		
0	DIA, Malik	19-19	372:34	19.6	71-162	.438	15-47	.319	29-53	.547	23	91	114	6.0	38	0	13	10	20	10	186	9.8		
7	BARNES, Davon	19-9	409:31	21.6	43-103	.417	9-45	.200	21-28	.750	17	49	66	3.5	40	0	22	11	7	18	116	6.1		
1	BROWN-JONES, Mikeal	16-1	179:25	11.2	25-49	.510	0-7	.000	24-33	.727	12	17	29	1.8	31	1	7	11	10	8	74	4.6		
8	KLAFKE, Eduardo	19-0	189:38	10.0	9-17	.529	7-13	.538	4-7	.571	5	13	18	0.9	19	0	10	5	3	10	29	1.5		
21	BENSON, Ja'Von	8-0	27:13	3.4	3-6	.500	1-1	1.000	4-6	.667	2	7	9	1.1	6	0	0	3	1	2	11	1.4		
10	BOL, John	11-0	41:36	3.8	5-8	.625	0-0	.000	2-4	.500	2	4	6	0.5	4	0	0	3	4	0	12	1.1		
55	BRENT, Cam	7-0	10:34	1.5	1-4	.250	0-1	.000	2-2	1.000	0	3	3	0.4	0	0	0	0	0	0	4	0.6		
6	COWHERD, Robert	5-0	17:24	3.5	0-3	.000	0-2	.000	0-0	.000	1	1	2	0.4	2	0	2	1	1	1	0	0.0		
Team											35	31	66				4							
Total		19	3825		516-1134	.455	162-447	.362	310-422	.735	179	487	666	35.1	324	3	299	155	90	176	1504	79.2		
Opponents		19	3825		416-1039	.400	130-453	.287	256-373	.686	183	497	680	35.8	340	2	233	284	70	98	1222	64.3		

IN LOSSES

Game Records

Record	Overall	Home	Away	Neutral
ALL GAMES	0-7	0-3	0-3	0-1
CONFERENCE	0-5	0-3	0-2	0-0
NON-CONFERENCE	0-2	0-0	0-1	0-1

Team Box Score

No.	Player				Total		3-Point		F-Throw		Rebounds													
		GP-GS	MIN	AVG	FG-FGA	FG%	3FG-3FGA	3FG%	FT-FTA	FT%	OFF	DEF	TOT	AVG	PF	DQ	A	TO	BLK	STL	PTS	AVG		
3	PEDULLA, Sean	7-7	239:04	34.2	40-87	.460	18-51	.353	12-20	.600	1	23	24	3.4	24	0	24	18	0	13	110	15.7		
4	BRAKEFIELD, Jaemyn	7-1	174:09	24.9	32-68	.471	6-18	.333	16-24	.667	14	19	33	4.7	15	1	7	8	1	7	86	12.3		
11	MURRELL, Matthew	7-7	208:47	29.8	25-66	.379	12-36	.333	14-19	.737	5	20	25	3.6	16	0	13	3	2	16	76	10.9		
5	MURRAY, Jaylen	7-6	222:13	31.7	23-63	.365	14-35	.400	12-16	.750	0	11	11	1.6	14	0	23	10	0	8	72	10.3		
0	DIA, Malik	7-7	147:53	21.1	26-54	.481	3-16	.188	15-19	.789	7	26	33	4.7	18	0	9	9	7	6	70	10.0		
14	DAVIS, Dre	6-6	140:49	23.5	12-40	.300	2-14	.143	5-7	.714	9	11	20	3.3	18	2	12	8	6	4	31	5.2		
1	BROWN-JONES, Mikeal	7-0	63:54	9.1	8-15	.533	2-3	.667	11-14	.786	4	10	14	2.0	13	0	2	4	3	1	29	4.1		
7	BARNES, Davon	7-1	121:46	17.4	7-24	.292	2-13	.154	8-10	.800	2	17	19	2.7	11	0	5	3	2	4	24	3.4		
8	KLAFKE, Eduardo	7-0	79:38	11.4	6-11	.545	5-10	.500	0-2	.000	1	7	8	1.1	6	0	3	5	2	1	17	2.4		
10	BOL, John	3-0	13:49	4.6	2-3	.667	0-0	.000	0-0	.000	2	2	4	1.3	2	0	0	0	1	0	4	1.3		
21	BENSON, Ja'Von	1-0	01:39	1.7	0-0	.000	0-0	.000	0-0	.000	0	0	0	0.0	0	0	0	0	1	0	0	0.0		
6	COWHERD, Robert	3-0	11:19	3.8	0-1	.000	0-1	.000	0-0	.000	0	0	0	0.0	1	0	0	0	0	0	0	0.0		
Team											13	10	23					6						
Total		7	1425		181-432	.419	64-197	.325	93-131	.710	58	156	214	30.6	138	3	98	74	25	60	519	74.1		
Opponents		7	1425		187-411	.455	66-176	.375	128-183	.699	96	213	309	44.1	121	2	110	101	33	51	570	81.4		

TEAM GAME-BY-GAME

				Total		3-Pointers		Free throws		Rebounds											
Opponent	Date	Score		FG-FGA	PCT	3FG-3FGA	PCT	FT-FTA	PCT	OFF	DEF	TOT	AVG	PF	A	TO	BLK	STL	PTS	AVG	
LIU	11/04/2024	90-60	W	28-57	.491	9-22	.409	25-32	.781	13	29	42	42.0	18	12	14	13	10	90	90.0	
Grambling	11/08/2024	66-64	W	23-65	.354	6-26	.231	14-18	.778	10	23	33	37.5	20	13	6	5	14	66	78.0	
South Alabama	11/12/2024	64-54	W	21-64	.328	13-38	.342	9-14	.643	14	28	42	39.0	11	18	9	2	7	64	73.3	
vs Colorado St.	11/16/2024	84-69	W	28-55	.509	9-19	.474	19-26	.731	9	19	28	36.3	15	15	4	1	9	84	76.0	
Oral Roberts	11/21/2024	100-68	W	37-69	.536	10-26	.385	16-22	.727	14	23	37	36.4	20	26	8	3	13	100	80.8	
vs BYU	11/28/2024	96-85	Wot	31-64	.484	5-17	.294	29-36	.806	10	29	39	36.8	21	11	9	1	10	96	83.3	
vs Purdue	11/29/2024	78-80	L	26-61	.426	15-36	.417	11-13	.846	10	16	26	35.3	20	16	7	1	7	78	82.6	
at Louisville	12/03/2024	86-63	W	34-60	.567	8-20	.400	10-13	.769	6	25	31	34.8	21	14	8	5	10	86	83.0	
Lindenwood	12/07/2024	86-53	W	31-60	.517	8-23	.348	16-22	.727	9	28	37	35.0	16	19	7	8	8	86	83.3	
vs Southern Miss.	12/14/2024	77-46	W	26-58	.448	13-32	.406	12-20	.600	13	27	40	35.5	14	17	9	5	12	77	82.7	
Southern U.	12/17/2024	74-61	W	22-53	.415	10-25	.400	20-29	.690	11	25	36	35.5	16	18	17	10	14	74	81.9	
Queens (NC)	12/21/2024	80-62	W	31-65	.477	7-27	.259	11-14	.786	8	25	33	35.3	12	21	8	5	11	80	81.8	
at Memphis	12/28/2024	70-87	L	24-66	.364	7-28	.250	15-21	.714	11	23	34	35.2	22	13	11	6	8	70	80.8	
Georgia	01/04/2025	63-51	W	21-51	.412	6-16	.375	15-21	.714	11	24	35	35.2	16	11	13	10	10	63	79.6	
at Arkansas	01/08/2025	73-66	W	23-50	.460	9-23	.391	18-28	.643	6	30	36	35.3	21	13	5	2	5	73	79.1	
LSU	01/11/2025	77-65	W	27-55	.491	9-25	.360	14-19	.737	8	24	32	35.1	12	19	13	3	12	77	79.0	
at Alabama	01/14/2025	74-64	W	27-70	.386	6-21	.286	14-16	.875	9	28	37	35.2	21	13	7	3	14	74	78.7	
at Mississippi St.	01/18/2025	81-84	Lot	30-66	.455	13-35	.371	8-14	.571	8	21	29	34.8	21	14	10	1	9	81	78.8	
Texas A&M	01/22/2025	62-63	L	24-65	.369	11-35	.314	3-4	.750	6	25	31	34.6	11	19	13	6	9	62	77.9	
at Missouri	01/25/2025	75-83	L	28-58	.483	6-20	.300	13-18	.722	5	23	28	34.3	24	11	13	2	10	75	77.8	
Texas	01/29/2025	72-69	W	23-58	.397	7-21	.333	19-25	.760	8	25	33	34.2	16	14	4	4	5	72	77.5	
Auburn	02/01/2025	82-92	L	26-56	.464	6-19	.316	24-35	.686	11	19	30	34.0	18	11	9	5	9	82	77.7	
Kentucky	02/04/2025	98-84	W	35-64	.547	13-30	.433	15-21	.714	3	26	29	33.8	14	24	1	2	3	98	78.6	
at LSU	02/08/2025	72-70	W	23-61	.377	6-23	.261	20-29	.690	11	28	39	34.0	19	11	5	3	4	72	78.3	
at South Carolina	02/12/2025	72-68	W	25-55	.455	8-13	.615	14-17	.824	6	21	27	33.8	21	10	8	5	5	72	78.1	
Mississippi St.	02/15/2025	71-81	L	23-60	.383	6-24	.250	19-26	.731	7	29	36	33.8	22	14	11	4	8	71	77.8	
Total		2023		697-1566	.445	226-644	.351	403-553	.729	237	643	880	33.8	462	397	229	115	236	2023	77.8	
Opponents		1792		603-1450	.416	196-629	.312	384-556	.691	279	710	989	38.0	461	343	385	103	149	1792	68.9	

Ole Miss Averages

Games Played	Points/game	FG Pct	3FG Pct	FT Pct	Rebounds/game	Assists/game	Turnovers/game	Assist/Turnover ratio	Steals/game	Blocks/game
26	77.8	44.5	35.1	72.9	33.8	15.3	8.8	1.7	9.1	4.4

THE LAST TIME ...

AN OLE MISS TEAM...

Scored 100+ points at home..... 100 vs. Oral Roberts (Nov. 21, 2024)
 Scored 100+ points on the road..... 104 at Mississippi St. (4ot) (Jan. 24, 1990)
 Scored 100+ points and lost..... 105 vs. Oregon (Dec. 8, 2013)
 Scored 110+ points..... 111 vs. Mississippi Valley St. (Nov. 22, 2013)
 Scored 50 points or less..... 48 vs. Western Kentucky (Dec. 11, 2021)
 Scored 40 points or less..... 37 vs. Oklahoma St. (Nov. 29, 2019)
 Scored 50 or less and won..... 50-48 vs. SMU (Jan. 3, 2012)
 Held opponent to 50 or less..... 46 vs. Southern Miss (Dec. 14, 2024)
 Won an overtime game..... 96-85 vs. BYU (Nov. 28, 2024)
 Lost an overtime game..... 81-84 at #15 Mississippi State (Jan. 18, 2025)
 Won a double overtime game..... 90-87 vs. Texas Tech (March 23, 2010)
 Lost a double overtime game..... 83-82 vs. #16 Auburn (Jan. 28, 2020)
 Played a triple overtime game..... Never Happened
 Played a four-overtime game..... 104-102 at Mississippi St. (Jan. 24, 1990)

Made 10+ three-point field goals..... 13 vs. #14 Kentucky (Feb. 4, 2025)
 Made 12+ three-point field goals..... 13 vs. #14 Kentucky (Feb. 4, 2025)
 Made 15+ three-point field goals..... 15 vs. #12 Purdue (Nov. 29, 2024)
 Allowed 10+ three-point field goals..... 10 vs. #14 Kentucky (Feb. 4, 2025)
 Had 15+ rebound margin..... 15 vs. Arkansas (Jan. 24, 2024)
 Had 20+ rebound margin..... 21 vs. Rider (Nov. 30, 2021)
 Had 25+ rebound margin..... 24 vs. UT Martin (Dec. 22, 2020)
 Had 50+ rebounds..... 52 vs. Alabama State (Nov. 6, 2023)
 Had 60+ rebounds..... 64 vs. Troy (Nov. 27, 2007)
 Had two players with 10+ rebounds..... Nysier Brooks (15), Tye Fagan (10)
 Had three players with 10+ rebounds..... vs. Georgia (Jan. 9, 2016)
 Sebastian Saiz (10), Martavious Newby (10), and Rasheed Brooks (10)
 Had two players with 20+ points..... vs. #13 Alabama (Feb. 28, 2024)
 Allen Flanigan (28), Jaemyn Brakefield (21)
 Had two players with a double-double..... vs. Kentucky (March 2, 2021)
 KJ Buffen (16 points, 10 rebounds), Romello White (11 points, 10 rebounds)
 Attempted 30+ free throws..... 36 vs. BYU (Nov. 28, 2024)
 Attempted 40+ free throws..... 42 at Missouri (March 2, 2024)
 Attempted 50+ free throws..... 55 vs. Missouri (March 9, 2017)
 Made 25+ free throws..... 29 vs. BYU (Nov. 28, 2024)
 Made 30+ free throws..... 34 at South Carolina (Feb. 13, 2021)
 Made 35+ free throws..... 40 vs. Georgia Southern (Nov. 17, 2015)
 Made 40+ free throws..... 40 vs. Georgia Southern (Nov. 17, 2015)
 Shot 100% from FT line (min. 10 att.)..... 13-13 vs. Arkansas (Jan. 26, 2022)
 Shot 100% from FT line (min. 20 att.)..... 10-10 vs. Mississippi St. (Feb. 28, 1959)
 Shot 90% or better from FT line..... 90.5% (19-21) at Mississippi State (Feb. 21, 2024)

Had 20+ assists..... 24 vs. #14 Kentucky (Feb. 4, 2025)
 Had 20+ assists in two straight..... vs. Mississippi State (22) and Auburn (21), 2023-24
 Had 25+ assists..... 26 vs. Oral Roberts (Nov. 21, 2024)
 Had 30+ assists..... 32 vs. Centenary (Dec. 19, 2009)

Had 20+ turnovers..... 27 at #18 Tennessee (Jan. 5, 2022)
 Had 25+ turnovers..... 27 at #18 Tennessee (Jan. 5, 2022)
 Forced 20+ turnovers..... 20 vs. #13 Texas A&M (Jan. 22, 2025)
 Forced 25+ turnovers..... 25 vs. Troy (Dec. 19, 2023)
 Forced 30+ turnovers..... 31 vs. Louisiana-Monroe (Nov. 24, 2007)

Had 10+ steals..... 10 at #22 Missouri (Jan. 25, 2025)
 Had 15+ steals..... 16 vs. Troy (Dec. 19, 2023)
 Had 20+ steals..... 20 vs. Lipscomb (Nov. 23, 2012)

Blocked 5+ shots..... 5 at South Carolina (Feb. 12, 2025)
 Blocked 10+ shots..... 10 vs. Georgia (Jan. 4, 2025)
 Blocked 12+ shots..... 13 vs. Long Island (Nov. 4, 2024)

Beat a ranked team..... 98-84 vs. #14 Kentucky (Feb. 4, 2025)
 Beat a ranked team at home..... 98-84 vs. #14 Kentucky (Feb. 4, 2025)
 Beat a ranked team on the road..... 74-64 at #4 Alabama (Jan. 14, 2025)
 Beat a ranked team on a neutral floor..... 75-68 vs. #23 Creighton (Nov. 28, 2014)

Kept every opposing player out of double figures..... vs. UT Martin (Dec. 22, 2020)
 Had all five starters score in double figures..... at Missouri (March 4, 2023)
 Had five players score in double figures..... vs. #14 Kentucky (Feb. 4, 2025)
 Had six players score in double figures..... vs. Valparaiso (Dec. 10, 2022)
 Had no players score in double figures..... vs. Oklahoma State (Nov. 29, 2019)

Overcame a 5-point+ halftime deficit to win..... 8 vs. Grambling State (Nov. 8, 2024)
 Overcame a 5-point+ halftime deficit on road to win..... 6 at Auburn (Feb. 6, 2021)
 Overcame a 10-point+ halftime deficit to win..... 16 vs. Penn State (Nov. 27, 2019)
 Overcame a 20-point+ halftime deficit to win..... 20 vs. Auburn (Feb. 11, 2017)
 Overcame a 10-point+ second half deficit to win..... 12 vs. Grambling State (Nov. 8, 2024)
 Overcame a 15-point+ second half deficit to win..... 21 vs. Penn State (Nov. 27, 2019)
 Overcame a 20-point+ second half deficit to win..... 21 vs. Penn State (Nov. 27, 2019)

Went on a 20-0 run..... 20 vs. Grambling State (Nov. 8, 2024)
 Went on a 25-0 run..... 28 vs. Chattanooga (Dec. 16, 2018)

AN OLE MISS PLAYER...

Scored 20+ points..... 22, Dre Davis at LSU (Feb. 8, 2025)
 Scored 30+ points..... 33, Jarkel Joiner vs. Alabama (Feb. 9, 2022)
 Scored 35+ points..... 40, Breein Tyree vs. Mississippi St. (Feb. 11, 2020)
 Scored 40+ points..... 40, Breein Tyree vs. Mississippi St. (Feb. 11, 2020)
 Scored 50+ points..... 53, Gerald Glass vs. LSU (March 4, 1989)

Scored 20+ points in 5 straight games..... Breein Tyree (Jan. 26-Feb. 14, 2019)
 Scored 20+ points in 10 straight..... Stefan Moody (Nov. 25, 2015-Jan. 28, 2016)
 Scored 20+ points in 14 straight..... Stefan Moody (Nov. 25, 2015-Jan. 28, 2016)
 Scored 20+ points in 18 straight..... Joe Gibbon (Dec. 10, 1956-Feb. 28, 1957)
 Scored 20+ points in 22 straight..... Johnny Neumann (Dec. 1, 1970-Feb. 22, 1971)

Made 5+ 3-pointers..... 6, Matthew Murrell vs. #14 Kentucky (Feb. 4, 2025)
 Made 7+ 3-pointers..... 7, Sean Pedulla vs. South Alabama (Nov. 12, 2024)
 Made 8+ 3-pointers..... 8, Matthew Murrell vs. #24 Texas A&M (Feb. 28, 2023)
 Made 9+ 3-pointers..... 9, Deandre Burnett vs. Oral Roberts (Nov. 18, 2016)
 Made 10+ 3-pointers..... 10, Marshall Henderson vs. Oregon (Dec. 8, 2013)
 Attempted 10+ 3-pointers..... 10, Sean Pedulla vs. #22 Mississippi State (Feb. 15, 2025)
 Attempted 15+ 3-pointers..... 16, Sean Pedulla vs. South Alabama (Nov. 12, 2024)

Had a double-double..... Jaylen Murray (15 pts., 10 ast.) vs. #14 Kentucky (Feb. 4, 2025)
 Had a double-double in 2 straight games..... Sebastian Saiz (3/4/17-3/9/17)
 Had a double-double in 3 straight games..... Sebastian Saiz (1/28/17-2/4/17)
 Had a double-double in 4 straight games..... Sebastian Saiz (1/28/17-2/8/17)
 Had a double-double in 5 straight games..... Sebastian Saiz (12/15/16-1/3/17)
 Had a double-double in 6 straight games..... Sebastian Saiz (12/15/16-1/7/17)
 Had a double-double in 7 straight games..... Rahim Lockhart (11/19/99-12/4/99)
 Had 5+ double-doubles in a season..... 5, Allen Flanigan, 2023-24 season
 Had 10+ double-doubles in a season..... 23, Sebastian Saiz, 2016-17 season
 Had 18+ double-doubles in a season..... 23, Sebastian Saiz, 2016-17 season
 Had 20+ double-doubles in a season..... 23, Sebastian Saiz, 2016-17 season

Had 20+ points and 15+ rebounds..... Malik Dia, 23 pts/19 rebs
 at #4 Alabama (Jan. 14, 2025)
 Had 20+ points and 20+ rebounds..... Walter Actwood, 22 pts/22 rebs
 vs. ISU-Evansville (Dec. 1, 1975)
 Had 30+ points and 10+ rebounds..... Romello White (30 points, 10 rebounds)
 at Auburn (Feb. 6, 2021)

Had 20+ points and 10+ assists..... Jaylen Murray (21 pts., 11 ast.) vs. Miss. St. (Jan. 30, 2024)

Had 15+ rebounds..... 19, Malik Dia at #4 Alabama (Jan. 14, 2025)
 Had 20+ rebounds..... 20, Murphy Holloway vs. Auburn (Feb. 24, 2010)
 Had 10+ rebounds in 2 straight games..... Myles Burns (12/17/22-12/20/22)
 Had 10+ offensive rebounds..... 10, Dwayne Curtis vs. Auburn (Feb. 25, 2006)
 Had 10+ defensive rebounds..... 10, Malik Dia vs. South Alabama (Nov. 12, 2024)

Had 10+ assists..... 10, Jaylen Murray vs. #14 Kentucky (Feb. 4, 2025)
 Had 15+ assists..... 15, Sean Tuohy vs. Auburn (Jan. 26, 1980)
 Had 9+ assists and 0 turnovers..... 10, Jaylen Murray vs. #14 Kentucky (Feb. 4, 2025)
 Had 8+ assists and 0 turnovers..... 10, Jaylen Murray vs. #14 Kentucky (Feb. 4, 2025)

Had 5+ blocks..... 5, Dre Davis vs. Georgia (Jan. 4, 2025)
 Had 8+ blocks..... 9, Jamarion Sharp vs. Florida (Jan. 10, 2024)

Had 5+ steals..... 5, Sean Pedulla vs. Oral Roberts (Nov. 21, 2024)
 Had 7+ steals..... 7, Matthew Murrell vs. Grambling State (Nov. 8, 2023)
 Had 8+ steals..... 10, Matthew Murrell vs. Troy (Dec. 19, 2023)
 Had 10+ steals..... 10, Matthew Murrell vs. Troy (Dec. 19, 2023)

Made 10+ free throws..... 10, Dre Davis vs. BYU (Nov. 28, 2024)
 Made 15+ free throws..... 15, Stefan Moody vs. Mississippi St. (March 3, 2016)
 Attempted 10+ free throws..... 10, Dre Davis at LSU (Feb. 8, 2025)
 Attempted 15+ free throws..... 15, Allen Flanigan vs. #13 Alabama (Feb. 28, 2024)
 Attempted 20+ free throws..... 20, Ansu Sesay vs. Arkansas (Feb. 18, 1995)
 Shot 100% from the line (min. 10)..... 10-10, Allen Flanigan; Jaemyn Brakefield at LSU (Jan. 17, 2024)

Shot 100% from the floor (min. 5)..... Jaemyn Brakefield, 5-5 vs. South Alabama (Nov. 12, 2024)
 Shot 90% from the floor (min. 10)..... Matthew Murrell, 10-11 vs. Mississippi St. (Jan. 8, 2022)
 Shot 100% from three (min. 4)..... Jaymyn Brakefield, 4-4 vs. #7 Tennessee (Dec. 28, 2022)

Played 40+ minutes..... 40, Sean Pedulla at #15 Mississippi State (Jan. 18, 2025)

Played 45+ minutes..... 45, Matthew Murrell vs. Mississippi State (Feb. 18, 2023)

Fouled out..... Dre Davis vs. #1 Auburn (Feb. 1, 2025)

SEASON GAME HIGHS/LOWS

OLE MISS SEASON HIGHS

Category	Stat	Game
Points	100.....	vs. Oral Roberts (11-21-24)
Field Goals Made	37.....	vs. Oral Roberts (11-21-24)
Field Goal Attempts	70.....	at #4 Alabama (01-14-25)
Field Goal Percentage	.567 (34-60).....	at Louisville (12-3-24)
3 Pt Field Goals Made	15.....	vs. #12 Purdue (11-29-24)
3 Pt Fg Attempts	38.....	vs. South Alabama (11-12-24)
3 Pt Fg Percentage	.615 (8-13).....	at South Carolina (02-12-25)
Free Throws Made	29.....	vs. BYU (11-28-24)
Free Throw Attempts	36.....	vs. BYU (11-28-24)
Free Throw Percentage	.875 (14-16).....	at #4 Alabama (01-14-25)
Rebounds	42.....	2x, MR: vs. South Alabama (11-12-24)
Assists	26.....	vs. Oral Roberts (11-21-24)
Steals	14.....	3x, MR: at #4 Alabama (01-14-25)
Blocked Shots	13.....	vs. Long Island (11-4-24)
Turnovers	17.....	vs. Southern (12-17-24)
Fouls	24.....	at #22 Missouri (01-25-25)

OLE MISS SEASON LOWS

Category	Stat	Game
Points	62.....	vs. #13 Texas A&M (01-22-25)
Field Goals Made	21.....	2x, MR: vs. Georgia (01-04-25)
Field Goal Attempts	50.....	at Arkansas (01-08-25)
Field Goal Percentage	.328.....	vs. South Alabama (11-12-24)
3 Pt Field Goals Made	5.....	vs. BYU (11-28-24)
3 Pt Fg Attempts	16.....	vs. Georgia (01-04-25)
3 Pt Fg Percentage	.231.....	vs. Grambling (11-08-24)
Free Throws Made	3.....	vs. #13 Texas A&M (01-22-25)
Free Throw Attempts	4.....	vs. #13 Texas A&M (01-22-25)
Free Throw Percentage	.571.....	at #15 Mississippi State (01-18-25)
Rebounds	26.....	vs. #12 Purdue (11-29-24)
Assists	10.....	at South Carolina (02-12-25)
Steals	4.....	at LSU (02-08-25)
Blocked Shots	1.....	4x, MR: at #15 Mississippi State (01-18-25)
Turnovers	1.....	vs. #14 Kentucky (02-04-25)
Fouls	11.....	2x, MR: vs. #13 Texas A&M (01-22-25)

OPPONENT SEASON HIGHS

Category	Stat	Game
Points	92.....	#1 Auburn (02-01-25)
Field Goals Made	30.....	#1 Auburn (02-01-25)
Field Goal Attempts	65.....	2x, MR: #22 Mississippi State (02-15-25)
Field Goal Percentage	.542 (26-48).....	#12 Purdue (11-29-24)
3 Pt Field Goals Made	14.....	#1 Auburn (02-01-25)
3 Pt Fg Attempts	38.....	BYU (11-28-24)
3 Pt Fg Percentage	.500 (14-28).....	#1 Auburn (02-01-25)
Free Throws Made	28.....	#22 Missouri (01-25-25)
Free Throw Attempts	39.....	#22 Missouri (01-25-25)
Free Throw Percentage	1.000 (10-10).....	LSU (11-11-25)
Rebounds	51.....	#15 Mississippi State (01-18-25)
Assists	22.....	#1 Auburn (02-01-25)
Steals	14.....	Southern (12-17-24)
Blocked Shots	9.....	Memphis (12-28-24)
Turnovers	22.....	Grambling State (11-8-24)
Fouls	29.....	BYU (11-28-24)

OPPONENT SEASON LOWS

Category	Stat	Game
Points	46.....	Southern Miss (12-14-24)
Field Goals Made	16.....	Southern Miss (12-14-24)
Field Goal Attempts	45.....	Grambling State (11-8-24)
Field Goal Percentage	.293 (17-58).....	Georgia (01-04-25)
3 Pt Field Goals Made	2.....	Georgia (01-04-25)
3 Pt Fg Attempts	14.....	South Carolina (02-12-25)
3 Pt Fg Percentage	.111 (2-18).....	Georgia (01-04-25)
Free Throws Made	5.....	Queens (12-21-24)
Free Throw Attempts	9.....	#13 Texas A&M (01-22-25)
Free Throw Percentage	.455 (5-11).....	Queens (12-21-24)
Rebounds	29.....	Colorado State (11-16-24)
Assists	5.....	Georgia (01-04-25)
Steals	0.....	Colorado State (11-16-24)
Blocked Shots	0.....	2x, MR: Louisville (12-3-24)
Turnovers	6.....	Arkansas (01-08-25)
Fouls	11.....	2x, MR: #13 Texas A&M (01-22-25)

OLE MISS INDIVIDUAL HIGHS

Category	Stat	Game
Points	29.....	Sean Pedulla vs. #1 Auburn (02-01-25)
Field Goals Made	11.....	Malik Dia at #4 Alabama (01-14-25)
Field Goal Att.	21.....	Malik Dia at #4 Alabama (01-14-25)
Fg Pct (Min 5 Made)	1.000 (5-5).....	Jaemyn Brakefield vs. S. Alabama (11-12-24)
3-Point Fg Made	7.....	Sean Pedulla vs. South Alabama (11-12-24)
3-Point Fg Att.	16.....	Sean Pedulla vs. South Alabama (11-12-24)
3-Pt Fg Pct (Min 2 Made)	1.000 (2-2).....	3x, MR: Jaylen Murray vs. #22 Mississippi State (02-15-25)
Free Throws Made	10.....	Dre Davis vs. BYU (11-28-24)
Free Throw Att.	14.....	Dre Davis vs. BYU (11-28-24)
Rebounds	19.....	Malik Dia at #4 Alabama (01-14-25)
Assists	10.....	Jaylen Murray vs. #14 Kentucky (02-04-25)
Steals	7.....	Matthew Murrell vs. Grambling State (11-8-24)
Blocked Shots	5.....	Dre Davis vs. Georgia (01-04-25)
Turnovers	4.....	4x, MR: vs. #22 Mississippi State (02-15-25)
Minutes	39:35.....	Sean Pedulla at #15 Mississippi St. (01-18-25)

OPPONENT INDIVIDUAL HIGHS

Category	Stat	Game
Points	28.....	Colby Rogers, Memphis (12-28-24)
Field Goals Made	10.....	Colby Rogers, Memphis (12-28-24)
Field Goal Att.	20.....	Boogie Fland, Arkansas (01-08-25)
Fg Pct (Min 5 Made)	.833 (5-6).....	2x, MR: Cameron Matthews, #15 Miss. St. (01-18-25)
3-Point Fg Made	6.....	2x, MR: Caleb Grill, #22 Missouri (01-25-25)
3-Point Fg Att.	11.....	Judah Brown, South Alabama (11-12-24)
3-Pt Fg Pct (Min 2 Made)	1.000 (2-2).....	3x, MR: Claudell Harris Jr., #22 Mississippi State (02-15-25)
Free Throws Made	9.....	Trey Kaufman-Renn, #12 Purdue (11-29-24)
Free Throw Att.	15.....	Trey Kaufman-Renn, #12 Purdue (11-29-24)
Rebounds	13.....	3x, MR: Dylan Cardwell, #1 Auburn (02-01-25)
Assists	11.....	Braden Smith, #12 Purdue (11-29-24)
Steals	4.....	2x, MR: Riley Kugel, #22 Mississippi St. (02-15-25)
Blocked Shots	4.....	Ernest Ross, Grambling State (11-8-24)
Turnovers	7.....	Mikale Stevenson, Grambling State (11-8-24)

GAME 1 • vs. LONG ISLAND • NOV. 4



Official Basketball Box Score - Final
LIU at Ole Miss
 11/04/24 The Sandy and John Black Pavilion at Ole Miss, Oxford, Miss.
 2024-25 Men's Basketball

Game Time: 7:20 PM
 Game Duration: 2:09
 Attendance: 7,982

Officials: Owen Short, Chuck Jones, Shaun Seales

LIU - 60

Record: 0-1

NO. Name	Min	FG	3P	FT	Rebounds	Fouls	TP	AS	TO	ST	Blocks	+/-
MA	MA	MA	MA	MA	MA	MA	MA	MA	MA	MA	MA	MA
9 Jalen Lee	F 15:49	0-6	0-1	0-2	0 1 1 2 3	0 0 0 0 0	0 0 0 0 0	0 0 0 0 0	0 0 0 0 0	0 0 0 0 0	0 0 0 0 0	-16
22 Shadrak Lasu	F 24:44	2-6	0-0	0-0	2 5 7 2 0	4 0 0 0 0	1 2 1 2 1	-21				
0 Malachi Davis	G 31:20	7-15	2-3	3-4	1 2 3 4 3	19 2 2 1 0	2 -13					
11 Terrell Strickland	G 27:29	1-4	0-1	2-2	0 3 3 3 3	4 2 2 2 0	2 -24					
12 Brent Davis	G 32:36	5-12	2-7	7-9	1 0 1 4 5	19 1 1 2 1	2 -24					
2 Blake Lander	20:25	2-5	1-2	2-2	1 3 4 3 1	7 0 3 1 0	0 -20					
8 Jason Steele	12:31	0-1	0-0	0-2	1 2 3 2 1	0 0 0 0 0	1 -2					
33 Jamal Fuller	23:01	2-7	0-1	1-3	2 2 4 0 2	5 1 2 1 0	0 -22					
34 Xinyi Li	06:11	1-1	0-0	0-0	0 0 0 0 0	2 0 0 0 0	1 -7					
4 Tre'Shawn Sheppard	03:54	0-1	0-0	0-0	0 0 0 0 0	2 0 0 0 0	1 -10					
24 Gavin Pendergast	02:01	0-0	0-0	0-0	0 0 0 0 0	0 0 0 0 0	-1					
Team					3 4 7	0	1					
Totals		20-58	5-15	15-24	11 22 33 22	18 60	6 16	9 5 13	30			

Technical Fouls: NONE

Ole Miss - 90

Record: 1-0

NO. Name	Min	FG	3P	FT	Rebounds	Fouls	TP	AS	TO	ST	Blocks	+/-
MA	MA	MA	MA	MA	MA	MA	MA	MA	MA	MA	MA	MA
0 Malik Dia	F 11:16	2-5	0-1	3-5	1 4 5 2 3	7 0 1 1 3	1 -2					
3 Sean Pedulla	G 27:14	2-7	1-4	0-0	0 3 3 2 0	5 2 1 0 0	26					
5 Jaylen Murray	G 30:41	7-10	5-8	5-5	0 3 3 0 4	24 2 2 0 1	0 31					
11 Matthew Murrell	G 30:14	3-8	1-4	4-4	1 2 3 1 2	11 3 1 2 1	0 29					
14 Dre Davis	G 23:05	5-9	0-0	1-2	2 3 5 4 1	11 0 2 1 2	1 22					
4 Jaemyn Brakelfield	22:13	3-7	1-2	5-7	2 5 7 2 6	12 1 1 1 0	1 18					
7 Davon Barnes	17:20	3-4	1-2	0-0	1 1 2 4 0	17 0 2 0 3	0 14					
1 Mikeal Brown-Jones	10:24	1-2	0-0	3-5	1 1 2 0 4	5 0 1 3 0	0 32					
8 Eduardo Klatke	09:38	0-1	0-0	2-2	0 1 1 1 1	2 1 0 0 1	-1					
10 John Bol	07:27	1-1	0-0	0-0	1 3 4 1 0	2 0 0 0 0	2 -2					
21 Ja'Von Benson	04:22	0-0	0-0	2-2	0 1 1 0 1	2 0 1 1 0	0 4					
6 Robert Cowherd	03:54	0-1	0-0	0-0	0 0 0 1 0	0 0 1 0 0	0 0					
55 Cam Brent	02:12	1-2	0-0	0-0	0 0 0 0 0	2 0 0 0 0	0 1					
Team					4 2 6	0	0					
Totals		28-57	9-22	25-32	13 29 42 18	22 90	12 14	10 13 5	30			

Technical Fouls: NONE

	LIU	OM
Biggest lead	3 (1 st 13:11)	32 (2 nd 1:18)
Best Scoring Run	6 (1 st 13:11)	13 (1 st 8:33)
Lead Changes	3	
Times Tied	3	
Time with Lead	01:11	33:12

Shooting By Period	1 st	2 nd	3 rd	4 th	OT
FG%	11:25 44.0%	5:11 45.5%	17:20 85%	17:32 53.1%	4:11 36.4%
3PT%	5:11 45.5%	17:20 85%	17:32 53.1%	4:11 36.4%	28:57 49.1%
FT%	11:25 44.0%	5:11 45.5%	17:20 85%	17:32 53.1%	4:11 36.4%
GM FG%	28-57 49.1%	9-22 40.9%	25-32 78.1%		

Dead Ball Rebounds: 1

GAME 2 • vs. GRAMBLING STATE • NOV. 8



Official Basketball Box Score - Final
Grambling at Ole Miss
 11/08/24 The Sandy and John Black Pavilion at Ole Miss, Oxford, Miss.
 2024-25 Men's Basketball

Game Time: 6:00 PM
 Game Duration: 2:09
 Attendance: 7,314

Officials: Bari Lenox, Jason Baker, Mike Nance

Grambling - 64

Record: 1-1

NO. Name	Min	FG	3P	FT	Rebounds	Fouls	TP	AS	TO	ST	Blocks	+/-
MA	MA	MA	MA	MA	MA	MA	MA	MA	MA	MA	MA	MA
10 P.J. Eason	F 20:06	0-2	0-0	1-2	1 1 2 4 2	2 2 1 1 0	1 1	0 0 1 1	2			
55 Ernest Ross	F 32:39	4-6	1-2	5-6	0 8 8 1 4	5 14 1 2 0	4 0	4 0 16				
00 Kintavious Dozier	G 34:56	6-12	2-5	1-3	0 4 4 3 2	15 0 5 2 0	2 6	0 2 6				
2 Mikale Stevenson	G 30:12	5-11	1-4	5-5	1 4 5 4 6	16 4 7 1 0	1 -7					
11 Antwan Burnett	G 37:14	2-4	1-1	0-0	2 7 9 2 2	5 2 4 1 0	1 4					
30 James Flippin	G 19:17	4-5	4-4	0-2	0 0 0 2 2	12 0 1 0 0	0 -4					
22 Emeka Nnaji	G 02:24	0-1	0-1	0-0	0 0 0 0 0	0 0 0 0 0	0 -8					
5 Chlaydrien Newton	G 07:16	0-2	0-2	0-0	0 2 2 0 0	0 2 0 0 0	0 -12					
4 P.J. Edwards	G 15:56	0-2	0-0	1-2	0 1 1 1 1	1 0 2 0 0	0 -7					
Team					1 7 8	0	1					
Totals		21-45	9-19	13-20	5 34 39 18	20 64	10 22	5 7 5	-2			

Technical Fouls: NONE

Ole Miss - 66

Record: 2-0

NO. Name	Min	FG	3P	FT	Rebounds	Fouls	TP	AS	TO	ST	Blocks	+/-
MA	MA	MA	MA	MA	MA	MA	MA	MA	MA	MA	MA	MA
0 Malik Dia	F 12:24	2-6	2-3	2-2	0 3 3 2 4	8 1 0 0 0	1 14					
3 Sean Pedulla	G 34:35	4-12	1-6	3-3	0 1 1 0 4	12 4 2 3 0	2 -6					
5 Jaylen Murray	G 34:31	3-7	0-3	4-4	0 2 2 0 3	10 1 0 2 2	0 6					
11 Matthew Murrell	G 33:25	4-11	0-3	0-3	3 1 4 4 3	8 4 1 7 0	1 -11					
14 Dre Davis	G 25:51	4-7	2-3	3-4	0 4 4 3 4	13 1 1 0 0	0 16					
1 Mikeal Brown-Jones	G 05:11	0-3	0-1	0-0	0 0 0 0 0	2 0 0 1 0	2 -5					
4 Jaemyn Brakelfield	G 26:40	4-12	1-5	2-2	5 6 11 3 2	11 2 1 0 2	0 -4					
7 Davon Barnes	18:07	2-5	0-1	0-0	1 2 3 4 1	4 0 2 0 1	1 -7					
21 Ja'Von Benson	G 02:48	0-1	0-0	0-0	0 1 1 1 0	0 0 0 0 0	0 -7					
8 Eduardo Klatke	G 06:08	0-1	0-1	0-0	0 0 0 0 1	0 0 0 0 0	0 0					
Team					1 3 4	0	0					
Totals		23-65	6-25	14-18	10 23 33 20	18 66	13 8	14 5 7	2			

Technical Fouls: NONE

	GS	OM
Biggest lead	12 (2 nd 17:25)	11 (2 nd 6:39)
Best Scoring Run	13 (1 st 4:27)	20 (2 nd 11:11)
Lead Changes	4	
Times Tied	3	
Time with Lead	20:52	17:07

Points from	GS	OM
Turnovers	11	26
Paint	18	30
Second Chance	11	4
Fast Breaks	2	13
Bench	13	15

Shooting By Period	1 st	2 nd	3 rd	4 th	OT
FG%	11:35 31.4%	3:15 20.0%	17:30 40.0%	14:24 58.3%	2:00 0.0%
3PT%	3:15 20.0%	17:30 40.0%	14:24 58.3%	2:00 0.0%	
FT%	11:35 31.4%	3:15 20.0%	17:30 40.0%	14:24 58.3%	2:00 0.0%
GM FG%	23-65 35.4%	6-26 23.1%	14-18 77.8%		

Dead Ball Rebounds: 1, 0

GAME 3 • vs. SOUTH ALABAMA • NOV. 12



Official Basketball Box Score - Final
South Alabama at Ole Miss
 11/12/24 Ole Miss Gymnasium, Oxford, Miss.
 2024-25 Men's Basketball

Game Time: 7:00 PM
 Game Duration: 1:58
 Attendance: 4,033

Officials: Doug Shaws, Steven Anderson, Michael Wallace

South Alabama - 54

Record: 1-2

NO. Name	Min	FG	3P	FT	Rebounds	Fouls	TP	AS	TO	ST	Blocks	+/-
MA	MA	MA	MA	MA	MA	MA	MA	MA	MA	MA	MA	MA
2 Dylan Fasyiro	G 24:01	3-11	2-5	0-0	2 2 4 2 0	8 0 2 1 3	1 -12					
14 John Brown	G 35:24	2-7	0-3	0-0	1 7 8 1 2	4 0 1 1 0	1 -9					
20 Myles Corey	G 37:34	6-10	0-1	2-3	0 1 1 2 3	14 5 6 1 1	0 -8					
22 Barry Dunning Jr.	G 27:23	2-7	0-3	1-1	1 6 7 2 1	5 2 0 0 0	0 -2					
3 Randy Brady	G 26:06	1-2	1-1	0-0	0 6 6 3 1	3 4 3 2 1	0 -6					
3 Elijah Ormiston	10:50	0-1	0-1	2-2	0 1 1 3 2	2 0 0 1 0	0 -7					
25 Judah Brown	33:12	6-14	4-11	0-3	1 5 6 3 1	16 1 0 0 0	0 -7					
0 Canella Rahming	03:54	0-0	0-0	0-0	0 1 0 0 0	0 1 1 0 0	0 3					
6 JJ Wheat	02:25	0-0	0-0	2-2	0 0 0 0 1	2 0 0 0 0	0 -2					
Team					1 4 5	0	1					
Totals		20-52	7-25	7-11	6 33 39 16	11 54	15 14	6 6 2	-10			

Technical Fouls: NONE

Ole Miss - 64

Record: 3-0

NO. Name	Min	FG	3P	FT	Rebounds	Fouls	TP	AS	TO	ST	Blocks	+/-
MA	MA	MA	MA	MA	MA	MA	MA	MA	MA	MA	MA	MA
0 Malik Dia	F 25:04	2-8	1-3	0-0	3 10 13 1 1	5 2 1 0 1	0 2					
3 Sean Pedulla	G 35:39	8-19	7-16	4-4	0 4 4 2 5	27 2 1 4 0	1 15					
5 Jaylen Murray	G 32:38	2-11	2-7	0-0	0 2 2 1 1	6 5 0 1 0	2 5					
7 Davon Barnes	G 33:49	3-10	1-6	0-0	4 4 8 1 1	7 3 0 0 1	0 17					
14 Dre Davis	G 21:44	1-7	0-3	2-4	4 1 5 2 2	4 0 0 0 0	0 -11					
4 Jaemyn Brakelfield	30:06	5-5	2-2	2-4	0 5 5 2 5	14 4 3 0 0	0 15					
8 Eduardo Klatke	08:11	0-0	0-0	0-0	0 0 0 1 0	0 2 2 0 0	0 11					
1 Mikeal Brown-Jones	12:49	0-4	0-1	1-2	0 1 1 1 1	1 0 2 0 1	2 6					
Team					3 1 4	0	0					
Totals		21-64	13-38	9-14	14 28 42 11	16 64	18 9	7 2 6	10			

Technical Fouls: NONE

	USA	OM
Biggest lead	2 (1 st 18:10)	14 (1 st 0:54)
Best Scoring Run	10 (1 st 8:14)	14 (

GAME 5 • vs. ORAL ROBERTS • NOV. 21



Official Basketball Box Score - Final
Oral Roberts at Ole Miss
11/21/24 The Sandy and John Black Pavilion at Ole Miss, Oxford, Miss.
2024-25 Men's Basketball

Game Time: 7:00 PM
Game Duration: 1:56
Attendance: 6,873

Officials: K.B. Burdett Jr., Josue Nieves, William Covington

Oral Roberts - 68

Record: 2-4

NO.	Name	Min	FG	3P	FT	Rebounds	Fouls	TP	AS	TO	ST	Blocks	BS	BA	+	-				
13	Carlos Rosario	F 21:02	0-2	0-2	3-5	0	1	1	2	5	3	1	4	1	0	0	-25			
64	Sam Alajiki	F 28:17	4-8	3-7	3-3	0	3	3	1	3	14	0	4	2	0	0	-19			
22	Josh Jones	C 26:02	2-5	0-0	0-0	2	3	5	4	1	4	0	3	1	0	1	-33			
10	Issac McBride	G 33:04	4-13	1-8	4-5	0	1	1	0	4	13	4	5	1	0	0	-35			
12	Jalen Miller	G 20:27	3-4	0-0	0-1	0	2	2	2	2	6	1	1	0	0	0	-20			
5	Darius Robinson Jr.	31:15	8-14	3-7	0-0	0	2	2	3	3	19	2	3	1	0	0	-19			
4	Jackson Skipper	14:43	1-3	1-3	3-4	0	1	1	1	2	6	0	0	0	0	0	-8			
11	Mathok Majok	05:56	0-0	0-0	0-0	0	1	1	2	1	0	0	0	0	0	0	-2			
7	Pablo Navarro	10:20	1-2	1-1	0-0	0	1	0	1	0	0	3	0	0	0	1	-12			
1	Braeden Moore	04:53	0-2	0-1	0-0	0	0	0	0	0	0	0	0	0	0	0	-4			
25	Luke Gray	04:01	0-1	0-0	0-0	0	0	0	0	0	0	0	0	0	0	1	-5			
Team						6	5	11												
Totals						23:54	9-29	13-18	10	19	29	14	20	68	8	21	6	0	3	-32

Technical Fouls: NONE

Shooting By Period	1st FG%	2nd FG%	3rd FG%	4th FG%
1st FG%	16-31	51.6%		
2nd FG%	7-23	30.4%		
3rd FG%	3-14	21.4%		
4th FG%	11-16	68.8%		
GM FG%	23-54	42.6%		
3PT%	9-29	31.0%		
FT%	13-18	72.2%		

Dead Ball Rebounds: 2, 1

Ole Miss - 100

Record: 5-0

NO. Name	Min	FG	3P	FT	Rebounds	Fouls	TP	AS	TO	ST	Blocks	BS	BA	+	-	
0 Malik Dia	F 24:35	3-6	1-2	1-2	2	6	8	3	1	8	1	1	0	0	0	24
1 Mikeal Brown-Jones	F 15:46	6-9	0-1	0-0	3	0	3	3	0	12	1	2	0	1	0	15
3 Sean Pedulla	G 28:12	6-10	3-5	4-4	2	5	7	3	3	19	3	1	5	0	0	28
5 Jaylen Murray	G 21:07	2-6	1-3	0-0	0	0	0	3	0	5	6	0	2	0	0	17
11 Matthew Murrell	G 27:45	7-14	2-6	3-4	0	0	0	2	3	19	4	1	3	0	0	32
4 Jaemyn Brakefield	17:37	5-8	1-2	2-3	0	3	3	0	3	13	5	1	1	0	0	22
7 Davon Barnes	22:56	4-7	1-3	4-6	4	2	6	3	3	13	4	0	1	0	0	33
8 Eduardo Klafke	17:19	1-2	0-0	1-2	1	2	1	1	1	5	1	0	0	0	0	6
10 John Bol	08:13	2-3	0-0	0-0	0	1	1	1	0	4	0	2	0	1	0	-11
21 JaVon Benson	07:52	1-2	0-0	0-0	1	2	3	1	0	2	0	0	0	0	0	-2
6 Robert Cowherd	06:37	0-1	0-0	0-0	1	1	1	0	0	0	1	0	1	1	0	-2
55 Cam Brent	02:01	0-1	0-1	0-0	0	1	1	0	0	0	0	0	0	0	0	-2
Team					0	2	2			0						
Totals	37:69	10-26	16-22	14	23	37	20	14	100	26	8	13	3	0	32	

Technical Fouls: NONE

	ORU	OM	Points from		ORU	OM	Period by Period Scoring		
Biggest lead	4 (1 st 18:31)	37 (2 nd 5:03)	Turnovers	4	37	ORU	1st	2nd	TOT
Best Scoring Run	9 (1 st 6:39)	14 (1 st 15:13)	Paint	16	44		40	28	68
Lead Changes			Second Chance	4	17	OM	50	50	100
Times Tied	2		Fast Breaks	3	18				
Time with Lead	01:30	37:26	Bench	28	37				

Game Notes: 1st Half 7:51 - Offensive Goaltend OM #4 - Confirmed • 2nd Half 16:30 OM #72 shot returned to a 3pt shot •

GAME 6 • vs. BYU • NOV. 28

Official Basketball Box Score - Final
BYU at Ole Miss
11/28/24 Lonnie Arena, La Jolla
2024-25 Men's Basketball

Game Time: 2:30 PM
Game Duration: 2:53
Attendance: 4,000

Officials: Marques Pittgreen, Brent Hampton, Owen Shortt

BYU - 85

Record: 5-1

NO. Name	Min	FG	3P	FT	Rebounds	Fouls	TP	AS	TO	ST	Blocks	BS	BA	+	-	
6 Kanon Catchings	F 32:14	6-14	5-10	0-1	2	2	4	2	17	0	3	0	0	0	-8	
13 Keba Keita	C 18:22	0-0	0-0	0-0	1	6	7	3	1	0	3	0	0	0	-5	
3 Egor Demin	G 36:34	5-13	2-9	4-7	0	3	3	2	4	16	4	5	1	1	-14	
15 Richie Saunders	G 33:14	4-13	1-7	7-8	2	3	5	4	4	16	0	2	2	0	-13	
30 Daulton Hall	G 29:03	1-3	0-2	0-0	1	0	1	3	0	2	4	0	1	0	-9	
45 Fousseyni Traore	23:51	5-8	0-0	6-6	2	4	6	3	5	16	3	3	1	1	-6	
21 Trevin Knell	20:16	2-6	2-5	2-2	1	2	4	2	8	1	0	0	0	0	-6	
5 Mhallo Boskovic	17:13	3-5	2-4	2-2	0	1	1	1	2	10	1	0	0	0	9	
25 Dawson Baker	09:47	0-2	0-1	0-0	1	3	4	4	0	0	1	0	0	0	2	
0 Mawot Mag	00:52	0-0	0-0	0-0	1	1	1	1	0	0	0	0	0	0	-2	
1 Trey Stewart	00:39	0-0	0-0	0-0	0	0	0	0	0	0	0	0	0	0	-1	
2 Elijah Crawford	02:55	0-0	0-0	0-0	0	0	0	0	0	0	0	0	0	0	-3	
Team					1	2	3			0	2					
Totals		26-64	12-38	21-26	11	26	37	29	20	85	15	17	5	2	1	-11

Technical Fouls: Boskovic 2nd 7:07

Ole Miss - 96

Record: 6-0

NO. Name	Min	FG	3P	FT	Rebounds	Fouls	TP	AS	TO	ST	Blocks	BS	BA	+	-	
0 Malik Dia	F 16:10	2-6	0-2	1-2	0	5	5	2	5	0	0	0	0	0	-11	
3 Sean Pedulla	G 38:01	3-7	2-3	5-6	1	4	5	3	4	13	3	2	2	0	0	3
5 Jaylen Murray	G 39:08	10-14	3-4	5-5	1	4	5	1	3	28	5	2	1	0	0	19
11 Matthew Murrell	G 35:24	6-11	0-3	6-6	0	3	3	2	3	18	0	1	2	0	0	12
14 Dre Davis	G 32:48	4-9	0-1	10-14	1	5	6	4	9	18	1	1	3	0	0	16
4 Jaemyn Brakefield	21:07	1-7	0-1	2-3	2	4	6	2	2	4	2	1	0	0	2	12
1 Mikeal Brown-Jones	16:24	4-6	0-0	0-0	2	2	4	5	1	8	0	0	0	1	0	4
7 Davon Barnes	18:03	1-4	0-0	0-0	0	0	0	1	1	2	0	2	1	0	0	-2
8 Eduardo Klafke	07:55	0-0	0-0	0-0	0	1	1	1	0	0	0	0	1	0	0	2
Team					3	1	4									
Totals		31:64	5-17	29-36	10	29	39	21	28	96	11	9	10	1	2	11

Technical Fouls: Davis 2nd 7:07

	BYU	MISS	Points from		BYU	MISS	Period by Period Scoring			
Biggest lead	10 (1 st 8:01)	11 (1 st 04:21)	Turnovers	13	23	1st	2nd	OT1	TOT	
Best Scoring Run	8 (1 st 16:37)	8 (1 st 04:21)	Paint	26	40	BYU	42	35	8	85
Lead Changes	6		Second Chance	17	12	MISS	39	38	19	96
Times Tied	9		Fast Breaks	7	12					
Time with Lead	17:45	20:27	Bench	34	14					

GAME 7 • vs. PURDUE • NOV. 29

Official Basketball Box Score - Final
Ole Miss at Purdue
11/29/24 Lonnie Arena, La Jolla
2024-25 Men's Basketball

Game Time: 3:00 PM
Game Duration: 2:24
Attendance: 4,000

Officials: Marques Pittgreen, Owen Shortt, Brent Hampton

Ole Miss - 78

Record: 6-1

NO. Name	Min	FG M-A	3P M-A	FT M-A	Rebounds DR OT TR	Fouls PF TD	AS	TO	ST	Blocks BS	BA	+	-			
0 Malik Dia	F 10:04	2-5	0-1	0-0	0	2	2	0	4	1	0	0	0	-3		
3 Sean Pedulla	G 25:36	2-6	2-5	0-0	0	4	4	0	6	3	1	1	0	0	-5	
5 Jaylen Murray	G 38:02	3-10	3-6	4-5	0	0	0	2	3	13	9	2	2	0	0	
11 Matthew Murrell	G 32:43	5-11	4-10	0-0	0	0	0	3	1	14	0	1	2	0	-1	
14 Dre Davis	G 31:29	2-11	1-4	4-5	3	3	6	2	3	9	3	0	0	0	-8	
4 Jaemyn Brakefield	23:48	7-11	1-5	3-3	2	3	5	3	3	18	0	0	1	1	0	-6
1 Mikeal Brown-Jones	10:07	2-3	2-2	0-0	1	1	2	2	6	0	2	0	0	0	0	1
7 Davon Barnes	08:52	0-0	0-0	0-0	1	0	1	1	0	0	0	0	0	0	0	-2
6 Robert Cowherd	03:41	0-0	0-0	0-0	0	0	0	0	1	0	0	0	0	0	0	1
8 Eduardo Klafke	15:38	3-4	2-3	0-0	0	2	2	0	0	8	0	0	0	0	0	13
Team					3	1	4									
Totals	26:61	15-36	11-13	10	16	28	20	12	78	16	7	7	1	3	2	
													Technical Fouls: NONE			

Technical Fouls: NONE

Purdue - 80

Record: 7-1

NO. Name	Min	FG	3P	FT	Rebounds	Fouls	TP	AS	TO	ST	Blocks	BS	BA	+	-	
4 Trey Kaufman-Renn	F 35:47	8-12	0-0	9-15	3	10	13	1	10	25	3	1	0	0	0	7
23 Camden Heide	F 32:38	0-2	0-2	2-2	2	3	3	2	2	1	1	0	1	0	0	-2
2 Fletcher Loyer	G 35:28	4-7	3-5	2-3	0	3	3	0	2	13	2	2	0	0	0	2
3 Braden Smith	G 40:00	6-11	4-6	2-2	1	5	6	3	2	18	11	2	0	0	0	2
5 Myles Colvin	G 24:52	8-11	3-5	1-2	1	3	4	2	2	20	0	3	2	1	0	6
1 Caleb Furst	11:35	0-1	0-0	2-2	2	2	2	2	2	1	0	1	1	1	1	-1
24 Cicari Harris	14:53	0-4	0-4	0-0	0	0	0	1	0	0	0	0	0	0	0	-9
0 C.J. Cox	04:47	0-0	0-0	0-0	0	0	0	0	0	0	0	0	0	0	0	0
Team					2	2	2	0	2							
Totals		26-48	10-22	18-26	11	26	37	10	80	19	12	2	3	1	2	0

GAME 9 • vs. LINDENWOOD • DEC. 7



Official Basketball Box Score - Final
Lindenwood at Ole Miss
12/07/24 The Sandy and John Black Pavilion at Ole Miss, Oxford, Miss.
2024-25 Men's Basketball

Game Time: 7:00 PM
Game Duration: 1:53
Attendance: 7,106

Officials: Terry Oglesby, Courtney Green, Michael Swoboda

Lindenwood - 53

Record: 3-6

NO. Name	Min	FG	3P	FT	Rebounds	Fouls	TP	AS	TO	ST	Blocks	+
		M-A	M-A	M-A	OR DR TOT	PF FO					BS BA	
1 Jaylon McDaniel	F 17:45	1-3	0-0	0-0	2 1 3	1 1	2	1	1	0	0	-22
3 Marketh Browning II	G 29:32	2-12	1-5	2-4	3 5 8	2 3	7	3	5	1	0	-21
10 Jada Jones	G 32:22	4-9	0-2	1-3	1 4 5	2 2	9	0	4	0	1	-25
12 Anies Futrell	G 02:45	1-2	1-2	0-0	0 1 1	0 0	3	0	0	0	0	-1
34 Clayton Jackson	G 24:02	3-6	1-3	1-2	0 0 0	1 1	8	2	1	2	0	-12
2 Reggie Bass	33:43	3-8	2-5	2-2	1 5 6	1 4	10	2	3	1	0	-30
4 Jordan Wildy	16:52	0-1	0-0	2-2	1 1 2	3 1	2	0	0	0	1	-6
15 Nathan Johnson Jr.	16:25	2-5	1-3	2-2	0 1 1	5 1	7	0	0	0	0	-19
1 Colin Ruffin	09:42	0-1	0-0	1-3	0 2 2	2 2	1	1	1	0	1	-0
11 Jalen Bouknight	07:37	1-3	0-1	0-0	0 0 0	1 0	2	0	0	0	0	-14
13 Aly Tourkara	05:23	0-0	0-0	0-1	0 1 1	0 2	0	0	0	0	0	-5
0 RJ Horry	01:56	1-1	0-0	0-0	0 0 0	1 0	2	0	0	0	0	-4
21 Alex Nokes	01:56	0-0	0-0	0-0	0 0 0	0 0	0	0	0	0	0	-3
Team					3 3 6		0	1				
Totals		18-51	6-21	11-19	11 24 35	19 16	53	9	15	5	2	8 -33

Technical Fouls: NONE

Shooting By Period	1st	2nd	3rd	4th	OT
1st FG%	10-26	38.5%			
3PT%	5-13	38.5%			
FT%	8-10	80%			
2nd FG%	8-25	32.0%			
3PT%	1-8	12.5%			
FT%	3-9	33.3%			
GM FG%	18-51	35.3%			
3PT%	6-21	28.6%			
FT%	11-19	57.9%			

Dead Ball Rebounds: 2.0

Ole Miss - 86

Record: 8-1

NO. Name	Min	FG	3P	FT	Rebounds	Fouls	TP	AS	TO	ST	Blocks	+
		M-A	M-A	M-A	OR DR TOT	PF FO					BS BA	
0 Malik Dia	F 14:21	2-6	1-2	0-0	2 2 4	2 1	5	1	0	0	1	0
3 Sean Pedulla	G 29:37	5-12	4-7	5-5	1 5 6	2 4	19	3	0	0	1	0
5 Jaylen Murray	G 31:01	3-6	0-3	0-0	0 4 4	3 0	6	7	3	3	0	0
7 Davon Barnes	G 22:12	5-12	1-6	0-0	0 2 2	1 1	11	0	0	3	0	0
14 Dre Davis	G 28:59	4-8	0-2	4-6	2 4 6	1 3	12	2	3	1	3	0
1 Mikael Brown-Jones	16:47	6-7	0-0	2-3	1 1 2	3 5	14	0	0	0	1	0
4 Jaemyn Brakefield	22:34	3-5	0-1	1-4	1 4 5	2 3	7	4	1	1	0	0
8 Eduardo Klatke	18:45	1-1	1-1	0-0	0 2 2	0 0	3	1	0	0	0	0
10 John Bol	05:23	0-0	0-0	0-0	0 0 0	1 0	0	0	0	0	0	0
6 Robert Cowherd	04:32	0-1	0-0	0-0	0 0 0	1 0	0	1	0	0	0	0
21 JaVon Benson	04:09	2-2	1-1	2-2	1 3 4	0 1	7	0	0	0	1	0
55 Cam Brent	01:40	0-0	0-0	2-2	0 1 1	0 1	2	0	0	0	0	0
Team					1 0 1		0	0				
Totals		31-60	8-23	16-22	9 28 37	16 19	85	19	7	8	8	2 -33

Technical Fouls: NONE

Biggest lead	LIN	OM
4 (1st 7:38)	35 (2nd 0:42)	
Best Scoring Run	LIN	OM
6 (1st 14:02)	12 (2nd 10:54)	
Lead Changes	8	
Times Tied	7	
Time with Lead	04:56	31:34

Game Notes: 2nd H 16:21 - Confirmed Goaltend •

GAME 10 • vs. SOUTHERN MISS • DEC. 14



Official Basketball Box Score - Final
Southern Miss. at Ole Miss
12/14/24 Mississippi Coast Coliseum, Biloxi
2024-25 Men's Basketball

Game Time: 3:00 PM
Game Duration: 2:24
Attendance: 2,328

Officials: Bharat Ramanna, Shane Land, Devyn Page

Southern Miss. - 46

Record: 4-6

NO. Name	Min	FG	3P	FT	Rebounds	Fouls	TP	AS	TO	ST	Blocks	+
		M-A	M-A	M-A	OR DR TOT	PF FO					BS BA	
1 DeAntoni Gordon	F 16:41	1-3	0-2	0-0	0 0 0	2 0	2	0	1	0	3	0
13 Denijay Harris	F 33:31	6-12	1-1	3-7	1 6 7	1 7	16	2	2	0	3	-25
7 Christian Watson	G 29:59	1-7	0-3	2-2	0 5 5	1 2	4	3	3	1	1	0
10 Cobie Montgomery	G 29:36	3-8	3-7	0-0	1 2 3	0 0	9	1	2	1	0	-24
20 Jeffery Armstrong	G 19:46	0-4	0-2	0-0	0 2 2	2 0	0	3	2	1	0	-25
15 Christian Reid	20:20	1-3	0-0	0-0	2 4 6	4 0	2	1	0	0	0	-3
23 Jose Benitez	17:15	3-3	0-0	0-0	1 0 1	1 2	6	1	3	1	0	-4
2 Brewer Carruth	13:19	0-3	0-3	0-0	0 0 0	1 0	0	0	0	1	0	-11
0 Alfred Worrell Jr.	07:29	0-4	0-4	0-0	0 2 2	1 0	0	0	2	0	0	-4
5 Jett Montgomery	06:55	0-1	0-1	0-0	0 0 0	2 0	0	0	1	0	0	-7
30 Lieb Yat	02:59	1-1	0-0	5-6	1 2 3	1 3	7	0	0	0	1	0
14 Trey Alfonso	02:10	0-0	0-0	0-0	1 0 1	0 0	0	1	0	0	0	-1
Team					2 2 4		0	1				
Totals		16-49	4-23	10-15	9 25 34	16 14	46	12	17	5	8	5 -31

Technical Fouls: NONE

Shooting By Period	1st	2nd	3rd	4th	OT
1st FG%	11-26	42.3%			
3PT%	3-12	25.0%			
FT%	3-5	60%			
2nd FG%	5-23	21.7%			
3PT%	1-11	9.1%			
FT%	7-10	70%			
GM FG%	16-49	32.7%			
3PT%	4-23	17.4%			
FT%	10-15	66.7%			

Dead Ball Rebounds: 2.0

Ole Miss - 77

Record: 9-1

NO. Name	Min	FG	3P	FT	Rebounds	Fouls	TP	AS	TO	ST	Blocks	+
		M-A	M-A	M-A	OR DR TOT	PF FO					BS BA	
0 Malik Dia	F 20:46	3-9	0-5	3-4	0 2 2	1 3	9	0	1	3	1	0
3 Sean Pedulla	G 30:57	6-10	6-10	0-0	0 2 2	1 2	18	4	1	1	2	0
5 Jaylen Murray	G 32:15	5-9	4-8	0-0	0 3 3	1 0	14	4	1	2	0	0
7 Davon Barnes	G 26:26	4-9	0-3	1-2	3 8 11	1 2	9	3	1	0	0	0
14 Dre Davis	G 22:19	2-6	0-0	2-4	3 3 7	0 2	6	2	1	0	1	0
4 Jaemyn Brakefield	19:14	3-4	2-3	2-2	1 3 4	2 1	10	2	2	0	0	0
1 Mikael Brown-Jones	16:34	1-4	0-0	2-2	3 1 4	3 2	4	1	1	1	2	0
8 Eduardo Klatke	18:04	1-3	1-3	0-0	0 2 2	0 0	3	1	0	1	0	0
21 JaVon Benson	04:22	0-1	0-0	0-2	0 0 0	2 1	0	0	0	0	0	0
10 John Bol	06:53	1-3	0-0	2-4	1 0 1	1 3	4	0	1	0	0	0
55 Cam Brent	02:10	0-0	0-0	0-0	0 1 1	0 0	0	0	0	0	0	0
Team					1 2 3		0	0				
Totals		26-58	13-32	12-20	13 27 40	14 16	77	17	9	12	5	8 -31

Technical Fouls: NONE

Biggest lead	USM	OLE
0 (1st 20:00)	33 (2nd 1:08)	
Best Scoring Run	USM	OLE
7 (1st 11:40)	12 (1st 13:13)	
Lead Changes	0	
Times Tied	0	
Time with Lead	00:00	39:27

Points from	USM	OLE
Turnovers	7	24
Paint	USM	OLE
Second Chance	3	13
Fast Breaks	USM	OLE
Bench	15	21

Period by Period Scoring	1st	2nd	TOT
USM	28	18	46
OLE	38	39	77

GAME 11 • vs. SOUTHERN • DEC. 17



Official Basketball Box Score - Final
Southern U. at Ole Miss
12/17/24 The Sandy and John Black Pavilion at Ole Miss, Oxford, Miss.
2024-25 Men's Basketball

Game Time: 6:00 PM
Game Duration: 2:06
Attendance: 6,796

Officials: K.B. Burdett Jr., Vladimir Yagor-Tadai, Shaun Seales

Southern U. - 61

Record: 5-5

NO. Name	Min	FG	3P	FT	Rebounds	Fouls	TP	AS	TO	ST	Blocks	+
		M-A	M-A	M-A	OR DR TOT	PF FO					BS BA	
0 Brentay Noel	F 21:15	2-5	0-2	2-4	1 4 5	2 6	6	0	3	3	1	0
2 Joe Manning	G 18:53	1-4	1-3	0-0	0 2 2	2 0	3	2	2	1	0	1
4 Derrick Tezeno	G 28:45	5-6	1-1	0-0	2 5 7	3 1	11	0	1	2	0	0
11 Jordan Johnson	G 25:22	3-8	3-6	0-0	0 1 1	2 0	9	0	2	1	0	0
22 Tidiane Dioumassi	G 23:08	2-6	0-2	0-0	1 2 3	1 1	4	9	0	0	1	-2
1 DaMarie Jones	10:21	1-3	0-0	0-0	1 2 3	3 0	2	2	1	0	1	-12
3 Cam Ambrose	08:09	1-3	1-3	0-0	0 0 0	0 0	3	0	4	1	0	0
8 Dionjah Thomas	13:29	2-6	0-0	2-3	2 1 3	5 3	6	0	0	0	0	-15
10 Michael Jacobs	19:05	3-10	0-1	5-6	1 2 3	2 3	11	1	4	2	0	-12
12 AJ Barnes	12:39	1-3	0-1	-1-1	2 1 3	2 3	0	0	1	1	0	-16
24 PJ Dobol	04:46	0-1	0-1	0-0	0 0 0	0 0	0	0	0	0	1	-6
9 Andre Nunley	12:58	1-3	1-3	0-0	1 1 2	1 0	3	0	0	2	0	-3
5 Jayce Depron	01:10	0-0	0-0	0-0	0 0 0	0 0	0	0	1	0	0	2
Team					2 4 6		0	0				
Totals		22-58	7-23	10-18	12 26 38	24 16	61	14	18	14	6	10 -13

Technical Fouls: None 14:56

Shooting By Period	1st	2nd	3rd	4th	OT
1st FG%	14-31	45.2%			
3PT%	4-10	40.0%			
FT%	9-27	33.3%			
2nd FG%	9-27	33.3%			
3PT%	3-13	23.1%			
FT%	7-12	58.3%			
GM FG%	22-58	37.9%			
3PT%	7-23	30.4%			
FT%	16-18	55.6%			

Dead Ball Rebounds: 6.0

Ole Miss - 74

BOX SCORES

GAME 13 • at MEMPHIS • DEC. 28



Official Basketball Box Score - Final
Ole Miss at Memphis
12/28/24 FedExForum, Memphis
2024-25 Men's Basketball

Game Time: 1:00 PM
Game Duration: 2:15
Attendance: 15,643

Officials: Pat Adams, Terry Oglesby, Owen Short

Ole Miss - 70

Record: 11-2

Shooting By Period																		
1st FG% 13-32 40.6%																		
3PT% 5-12 41.7%																		
FT% 5-8 62.5%																		
2nd FG% 11-34 32.4%																		
3PT% 2-16 12.5%																		
FT% 10-13 76.9%																		
GM FG% 24-66 36.4%																		
3PT% 7-28 25.0%																		
FT% 15-21 71.4%																		
Dead Ball Rebounds: 3																		
No.	Name	Min	FG M-A	3P M-A	FT M-A	Rebounds OR DR TOT	Fouls PF FDL	TP	AS	TO	ST	BS Blocks	BA Blocks	+/-				
0	Malik Dia	F 14:32	4-7	0-2	3-3	2	4	6	4	3	11	1	0	0	0	-19		
3	Sean Pedulla	G 35:17	5-10	1-5	2-4	0	2	2	3	3	13	4	3	2	0	-21		
5	Jaylen Murray	G 29:31	4-12	2-7	2-4	0	3	3	2	2	12	1	2	1	0	-13		
11	Matthew Murrell	G 29:52	3-11	1-4	0-2	0	2	2	4	1	7	2	0	4	1	-25		
14	Dre Davis	G 19:34	1-5	0-2	0-0	2	2	4	3	0	2	2	2	1	1	-13		
1	Mikael Brown-Jones	12:09	1-3	0-0	6-6	1	5	6	2	7	8	0	0	0	1	0		
7	Davon Barnes	20:09	1-6	1-4	2-2	0	1	1	1	5	2	0	0	0	1	3		
4	Jaemyn Brakelield	11:43	1-7	0-2	0-0	2	2	4	0	0	2	0	0	0	0	-13		
8	Eduardo Klatke	16:29	2-2	2-2	0-0	0	1	1	1	6	1	2	0	2	0	3		
10	John Bol	09:05	2-3	0-0	0-0	2	0	2	2	0	4	0	0	0	0	12		
21	JarVon Benson	01:39	0-0	0-0	0-0	0	0	0	0	0	0	0	0	1	0	1		
Team						2		1		3		0		2				
Totals			24-66		7-28		15-21		11		23		34		22		18	

Technical Fouls: Brown-Jones 2nd 15:26

Memphis - 87

Record: 10-3

Memphis - 87																		Shooting By Period			
NO.	Name	Min	FG		3P		FT	Rebounds		Fouls		TP	AS	TO	ST	Blocks		+/-			
			M/A	P/A	M/A	P/A		OR	DR	PF	FD					BS	BA				
2	Nicholas Jourdain	F 31:30	2-4	0-2	4-4			1	7	8	1	3	8	6	1	0	3	1	20		
32	Moussa Cisse	C 20:05	4-9	0-0	5-8			7	4	11	2	5	13	0	1	1	3	1	16		
3	Coby Rogers	G 34:38	10-16	6-9	2-2			1	3	4	5	2	28	0	0	0	1	1	16		
4	PJ Haggerty	G 37:02	5-13	1-2	6-8			2	5	7	1	4	17	6	4	1	0	0	22		
11	Tyrese Hunter	G 35:22	2-9	0-5	0-0			0	5	5	2	1	4	3	2	3	0	1	20		
42	Dain Dainja	18:25	6-7	0-0	4-7			0	3	3	4	4	16	0	3	1	2	1	1		
6	Baraka Okojie	06:51	0-1	0-0	0-0			0	1	1	1	0	0	0	2	0	0	1	1		
5	Dante Harris	07:10	0-1	0-0	1-2			0	1	1	2	2	1	0	0	0	0	0	-5		
7	PJ Carter	05:48	0-0	0-0	0-0			0	2	2	0	0	0	0	0	0	0	0	-5		
1	Jared Harris	01:39	0-0	0-0	0-0			0	0	1	1	0	0	0	0	0	0	0	-1		
0	Demarien Yates	01:30	0-1	0-1	0-0			0	0	0	0	0	0	0	0	0	0	0	-1		
Team								1	2	2			0	0							
Totals			29-61	7-19	22-31			12	33	45	18	21	87	15	13	6	9	6	17		

Technical Fouls: NONE

		UoM	MEM
Biggest lead		0 (1 st 20:00)	19 (2 nd 1:30)
Best Scoring Run		7 (1 st 5:27)	8 (1 st 12:52)
Lead Changes		0	0
Times Tied		0	0
Time with Lead		00:00	39:47

Points from	UoM	MEM
Turnovers	8	12
Paint	30	38
Second Chance	10	13
Fast Breaks	11	21
Bench	25	17

Period by Period Scoring			
	1st	2nd	TOT
UoM	36	34	70
MEM	38	49	87

		Period by Period Scoring
		1st 2nd TOT
UoM		36 34 70
MEM		38 49 87

GAME 14 • vs. GEORGIA • JAN. 4



Official Basketball Box Score - Final
Georgia at Ole Miss
01/04/25 The Sandy and John Black Pavilion at Ole Miss, Oxford, Miss.
2024-25 Men's Basketball

Game Time: 11:00 AM
Game Duration: 2:05
Attendance: 8,746

Officials: Bart Lencov, Vladimir Voyard-Tadi, Jason Baker

Georgia - 51

Record: 12-2 (0-1)

Shooting By Period																			
No.	Name	Min	FG		3P		FT	Rebounds		Fouls		TP	AS	TO	ST	Blocks		+/-	
			M-A	P-A	M-A	OR		DR	OT	PF	FD					BS	BA		
10	RJ Godfrey	F 20:30	2-4	0-1	0-0	0	2	2	3	0	4	0	2	0	0	1	-5	1 st FG%: 10-29 34.5%	
14	Asa Newell	F 30:45	5-9	0-0	3-3	10	3	13	3	4	13	1	1	2	2	-20	3PT%: 1-9 11.1%		
0	Blue Cain	G 26:19	1-7	0-3	4-4	1	4	5	1	2	6	0	1	2	0	1	-7	FT%: 7-9 77.8%	
5	Silas Demary Jr.	G 29:47	2-7	0-3	2-2	0	0	0	2	5	6	0	2	0	0	2	-18	2 nd FG%: 7-29 24.1%	
7	Tyrin Lawrence	G 26:28	3-8	1-2	1-2	1	1	2	2	1	8	2	2	3	0	3	-3	3PT%: 1-9 11.1%	
1	Dakota Leflew	23:53	2-10	1-5	0-0	0	2	2	1	0	5	0	0	0	1	0	-5	FT%: 8-8 100%	
2	DeShayne Montgomery	16:00	2-11	0-4	2-2	0	1	1	2	2	6	0	3	1	0	1	-6	GM FG%: 17-58 29.3%	
6	Somto Cyril	11:33	0-2	0-0	1-2	1	3	4	0	1	1	0	2	0	0	1	-3	3PT%: 2-18 11.1%	
13	Dylan James	07:57	0-0	0-0	0-0	0	1	1	0	0	0	0	0	0	0	0	2	FT%: 15-17 88.2%	
25	Justin Abson	06:48	0-0	0-0	2-2	1	1	2	0	1	2	2	0	1	0	0	5	Dead Ball Rebounds: 4, 2	
Team								1		2		0		2					
Totals			17-58		2-18		15-17	15	19	34	14	16	51	5	15	9	4	10	-12
																	Technical Fouls: NONE		

Technical Fouls: NONE

Ole Miss - 63

Record: 12-2 (1-0)

NO.	Name	Min	M-A		M-A		OR		DR		PF	TP	AS		TO		ST		BS	BA	+/-	
			M	A	M	A	O	R	O	R			A	S	T	O	S					
0	Malik Dia	F 19:10	3-9	1-3	0-0	0	0	3	4	7	1	7	0	2	0	2	0	2	0	3	1	
3	Sean Pedulla	G 25:08	3-10	1-3	0-0	0	0	1	1	1	4	7	2	1	2	0	1	8				
7	Davon Barnes	G 33:45	2-6	0-2	3-4	1	5	6	2	2	7	2	0	1	0	1	0	10				
11	Matthew Murrell	G 33:48	5-8	0-2	5-6	1	5	6	1	3	15	3	1	1	0	0	13					
14	Dre Davis	G 30:25	2-4	1-2	4-7	1	3	4	3	5	9	2	5	2	5	0	10					
4	Jaemyn Brakelield	22:56	5-7	3-3	2-2	3	1	4	2	2	15	1	3	0	1	1	13					
1	Mikael Brown-Jones	04:05	0-0	0-0	0-0	0	1	1	0	0	0	0	0	0	1	0	-1					
5	Jaylen Murray	22:05	1-7	0-1	1-2	0	0	0	2	1	3	1	1	3	0	1	3					
8	Eduardo Klatke	06:00	0-0	0-0	0-0	0	0	0	0	1	0	0	0	0	0	0	0					
10	John Bol	02:38	0-0	0-0	0-0	0	0	0	0	0	0	0	0	0	0	0	2					
Team							2		4		0		0		0							
Totals			21-51		6-16		15-21		11		24		35		16		14		63		11	

USA

GM

Technical Fouls:NONE

Technical Fouls: NONE

|--|--|

GAME 17 • at ALABAMA • JAN. 14



Official Basketball Box Score - Final
Ole Miss at Alabama
01/14/25 Coleman Coliseum, Tuscaloosa
2024-25 Men's Basketball

Game Time: 6:00 PM
Game Duration: 2:18
Attendance: 13,474

Officials: Doug Shows, Bart Leno, Chuck Jones

Ole Miss - 74

Record: 15-2 (4-0)

NO. Name	Min	FG	3P	FT	Rebounds	Fouls	TP	AS	TO	ST	Blocks	+/
0 Malik Dia	F 31:12	11-21	0-3	1-1	4 15 19	2 3	23	0	0	0	2 1 14	
3 Sean Pedulla	G 30:24	5-15	2-6	0-0	0 5 5	3 2	12	4	1	3	0 2 -3	
7 Davon Barnes	G 22:06	0-0	0-0	0-0	0 0 7	2 0	0	1	0	3	0 0 5	
11 Matthew Murrell	G 33:55	3-9	2-6	3-4	0 1 1	1 3	11	0	1	3	0 1 10	
14 Dre Davis	G 24:43	1-5	0-0	0-0	2 1 3	5 0	2	1	1	3	1 0 12	
4 Jaemyn Brakefield	20:54	3-7	0-2	7-7	2 2 4	3 6	13	1	3	0 0 0	-3	
5 Jaylen Murray	31:06	4-13	2-4	3-4	0 3 3	2 2	13	5	1	1	0 1 15	
8 Eduardo Klatke	05:30	0-0	0-0	0-0	0 1 1	3 0	0	0	0	1 0 0	-2	
10 John Bol	00:10	0-0	0-0	0-0	0 0 0	0 0	0	0	0	0 0 0	-2	
Team					1 0 1		0	0				
Totals		27-70	6-21	14-16	9 28 37	21 16	74	12	7	14	3 5 10	

Technical Fouls:Brakefield 2nd 12:10

Alabama - 64

Record: 14-3 (3-1)

NO. Name	Min	FG	3P	FT	Rebounds	Fouls	TP	AS	TO	ST	Blocks	+/
4 Grant Nelson	F 27:08	3-4	1-0	3-7	1 7 8	4 5	9	1	5	1	1 1 -3	
15 Justin Stevenson	F 25:36	3-6	1-3	2-2	1 6 7	3 2	9	0	3	0	2 0 -9	
11 Clifford Omoniyi	C 13:01	1-1	0-0	1-2	1 1 2	0 3	0	2	0	0 0 0		
0 Labaron Philon	G 14:55	0-8	0-3	1-2	0 2 2	2 2	1	1	3	0 0 1	-4	
1 Mark Sears	G 38:43	2-8	1-4	6-6	0 4 4	2 5	11	5	1	1 1 0	-12	
8 Chris Youngblood	34:39	3-10	2-8	0-0	1 2 3	0 1	8	1	2	0 0 1	-7	
10 Mouhamed Dioubate	13:12	1-2	0-0	2-2	0 4 4	2 1	4	0	3	1 0 0	-1	
2 Aiden Holloway	28:57	5-6	1-2	4-4	0 6 6	1 3	15	3	2	0 0 0	-5	
22 Aiden Sherrell	03:49	2-2	0-0	0-1	0 1 1	0 1	4	0	0	0 0 0	0	
Team					0 2 2		0	0				
Totals		20-47	5-20	19-26	4 35 39	16 20	64	11	21	3 5 3	-10	

Technical Fouls:NONE

	OM	ALA
Biggest lead	12 (2 nd 2:33)	5 (1 st 11:48)
Best Scoring Run	7 (2 nd 14:21)	9 (1 st 11:48)
Lead Changes	4	
Times Tied	5	
Time with Lead	18:28	17:58

Points from Turnovers	OM	ALA
	19	10
Paint	36	30
Second Chance	12	4
Fast Breaks	16	8
Bench	26	31

Period by Period Scoring	1st	2nd	TOT
OM	32	42	74
ALA	36	28	64

Shooting By Period	1 st	2 nd	3 rd	4 th	OT
FG%	14-40 35.0%	11-22 50.0%	10-30 33.3%	9-15 60.0%	
3P%	2-11 18.2%	1-13 7.7%	1-13 7.7%	1-13 7.7%	
FT%	2-3 66.7%	9-25 36.0%	14-32 43.8%	19-26 73.1%	
GM FG%	27-70 38.6%	14-32 43.8%	19-26 73.1%		
3P%	6-21 28.6%	1-13 7.7%	1-13 7.7%	1-13 7.7%	
FT%	14-16 87.5%				

Dead Ball Rebounds: 1,0

Shooting By Period	1 st	2 nd	3 rd	4 th	OT
FG%	10-30 33.3%	14-32 43.8%	19-26 73.1%		
3P%	5-15 33.3%	1-13 7.7%	1-13 7.7%	1-13 7.7%	
FT%	1-2 50%	6-7 85.7%	8-28 28.6%	7-9 77.8%	
GM FG%	14-32 43.8%	19-26 73.1%			
3P%	3-13 23.1%	6-7 85.7%	8-28 28.6%	7-9 77.8%	
FT%	6-7 85.7%				

Dead Ball Rebounds: 2,0

GAME 18 • at MISSISSIPPI STATE • JAN. 18



Official Basketball Box Score - Final
Ole Miss at Mississippi St.
01/18/25 Humphrey Coliseum, Starkville
2024-25 Men's Basketball

Game Time: 5:10 PM
Game Duration: 2:41
Attendance: 9,848

Officials: K.B. Burdett Jr., Courtney Green, Rob Rourke

Ole Miss - 81

Record: 15-3 (4-1)

NO. Name	Min	FG	3P	FT	Rebounds	Fouls	TP	AS	TO	ST	Blocks	+/
0 Malik Dia	F 18:23	3-5	2-3	0-0	1 1 2	1 1	8	2	4	1	0 0 -5	
3 Sean Pedulla	G 39:35	7-18	3-12	1-4	0 4 4	4 3	18	4	3	3	0 0 -5	
7 Davon Barnes	G 12:51	1-1	0-0	0-0	0 1 1	2 0	2	0	0	0 0 -8		
11 Matthew Murrell	G 28:43	5-10	2-4	3-4	2 2 4	2 2	15	1	0	1 0 2	-3	
14 Dre Davis	G 28:34	2-7	1-4	0-0	1 2 3	5 0	5	2	3	3	1 0 2	
1 Mikeal Brown-Jones	09:03	0-0	0-0	0-1	1 3 4	2 2	0	1	0	0 0 0	-7	
4 Jaemyn Brakefield	34:24	7-12	3-5	3-4	3 4 7	3 4	20	2	0	1 0 0	1	
5 Jaylen Murray	36:26	4-11	1-5	1-1	0 1 1	1 1	10	1	0	0 0 0	3	
8 Eduardo Klatke	15:34	1-2	1-2	0-0	0 3 3	1 0	3	1	0	0 0 0	6	
6 Robert Cowherd	01:28	0-0	0-0	0-0	0 0 0	0 0	0	0	0	0 0 0	1	
Team					0 0 0		0	0				
Totals		30-66	13-35	8-14	8 21 29	21 13	81	14	10	9 1 2	-3	

Technical Fouls:NONE

Mississippi St. - 84

Record: 15-3 (3-2)

NO. Name	Min	FG	3P	FT	Rebounds	Fouls	TP	AS	TO	ST	Blocks	+/
4 Cameron Matthews	F 41:01	5-6	0-0	0-4	3 8 11	3 5	10	3	4	4	0 0 3	
22 RJ Melendez	F 35:09	4-12	2-8	2-4	3 5 8	1 5	12	2	2	1 1 0	10	
23 Michael Nwoko	C 10:55	1-2	0-0	1-1	4 3 7	1 1	3	1	0	0 0 5		
0 Claudell Harris Jr.	G 18:32	2-7	1-5	0-0	0 3 3	1 0	5	1	0	0 0 0	2	
12 Josh Hubbard	G 38:40	2-13	1-4	5-7	1 3 4	0 3	10	2	3	1 0 1	10	
2 Riley Kugel	30:04	6-11	4-8	5-5	1 2 3	2 3	21	2	0	2 1 0	-6	
3 KeShawn Murphy	31:33	8-12	0-0	2-5	4 7 1	3 3	18	3	2	0 0 0	-3	
5 Shawn Jones Jr.	19:06	1-2	1-2	2-2	1 0 1	2 1	5	1	2	1 0 0	-6	
Team					2 0 2		0	2				
Totals		29-65	9-27	17-28	19 32 51	13 21	84	15	13	9 2 1	3	

Technical Fouls:NONE

	OM	State
Biggest lead	2 (1 st OT 3:52)	14 (1 st 13:14)
Best Scoring Run	10 (2 nd 17:55)	11 (1 st 16:22)
Lead Changes	2	
Times Tied	4	
Time with Lead	01:05	40:08

Points from Turnovers	OM	State
	14	3
Paint	24	40
Second Chance	6	19
Fast Breaks	10	10
Bench	33	44

Period by Period Scoring	1st	2nd	OT1	TOT
OM	29	45	7	81
State	37	37	10	84

Dead Ball Rebounds: 6,0

GAME 19 • vs. TEXAS A&M • JAN. 22



Official Basketball Box Score - Final
Texas A&M at Ole Miss
01/22/25 The Sandy and John Beck Pavilion at Ole Miss, Oxford, Miss.
2024-25 Men's Basketball

Game Time: 8:00 PM
Game Duration: 2:10
Attendance: 10,008

Officials: Don Daly, Keith Kimble, Michael Roberts

Texas A&M - 63

Record: 15-4 (4-2)

NO. Name	Min	FG	3P	FT	Rebounds	Fouls	TP	AS	TO	ST	Blocks	+/
9 Solomon Washington	F 25:27	1-3	0-2	0-0	1 6 7	3 1	2	1	1	1	2 0 -1	
15 Henry Coleman III	F 14:52	0-1	0-0	1-2	0 4 4	0 2	1	0	0	1 0 -1	-4	
1 Zhuric Phelps	G 25:49	6-19	0-5	2-2	1 5 6	1 1	14	2	3	0 0 2	0	
2 Hayden Hefner	G 29:01	3-7	3-7	0-0	0 2 2	0 0	9	0	1	1 0 0	0	
4 Wade Taylor IV	G 28:60	2-12	0-6	0-0	1 2 3	2 4	5	5	2	0 0 2	0	
0 Jace Carter	13:04	2-2	1-1	0-1	1 3 4	2 1	5	0	0	0 1 0	1	
11 Andersson Garcia	20:51	0-1	0-0	0-0	2 3 5	2 0	0	1	2	2 0 0	9	
21 Pharran Payne	18:43	4-6	0-0	2-2	3 3 6	1 2	10	1	3	0 1 1	-2	
35 Manny Obasoki	17:38	4-7	2-3	2-2	1 2 3	0 2	12	1	4	0 1 0	5	
10 C.J. Wilcher	05:36	2-4	2-4	0-0	0 0 0	0 0	6	0	1	0 0 0	-3	
Team					4 4 8		0	0				
Totals		24-62	8-28	7-9	14 34 48	11 11	63	11	20	7 7 6	1	

Technical Fouls:NONE

Ole Miss - 62

Record: 15-4 (4-2)

NO. Name	Min	FG	3P	FT	Rebounds	Fouls	TP	AS	TO	ST	Blocks	+/
0 Malik Dia	F 29:16	6-9	0-2	0-0	0 3 3	3 0	12	1	2	0	2 0 5	
3 Sean Pedulla	G 34:14	6-12	4-9	0-0	0 3 3	3 4	16	1	1	2 0 1	2	
5 Jaylen Murray	G 33:50	4-9	4-7	0-0	0 3 3	1 1	12	6	1	2 0 1	3	
11 Matthew Murrell	G 21:33	1-9	1-6	2-2	0 3 3	0 1	5	4	1	3 1 0	-1	
14 Dre Davis	G 21:38	2-5	0-1	0-0	0 2 2	2 0	4	1	1	0 1 2	-2	
4 Jaemyn Brakefield	24:10	4-12	1-4	1-1	3 5 8	0 2	10	2	2	1 0 3	-5	
7 Davon Barnes	24:55	1-7	1-5	0-1	1 2 3	1 2	3	1	1	1 0 0	-2	
8 Eduardo Klatke	05:11	0-1	0-1	0-0	1 1 2	0 0	0	0	1	0 0 0	-3	
1 Mikeal Brown-Jones	05:43	0-1	0-0	0-0	0 1 1	1 1	0	0	0	0 1 0	-2	
Team					1 2 3		0	3				
Totals		24-65	11-35	3-4	6 25 31	11 11	62	19	13	9 6 7	-1	

Technical Fouls:NONE

	TAMU	OM
Biggest lead	1 (2 nd 0:13)	11 (1 st 9:25)
Best Scoring Run	6 (2 nd 14:25)	8 (1 st 12:04)
Lead Changes	1	
Times Tied	2	
Time with Lead	00:13	38:01

Points from Turnovers	TAMU	OM
	6	14
Paint	26	18
Second Chance	13	4
Fast Breaks	14	3
Bench	33	13

Period by Period Scoring	1st	2nd	TOT
TAMU	26	37	63
OM	33	29	62

GAME 21 • vs. TEXAS • JAN. 29



Official Basketball Box Score - Final
Texas at Ole Miss
 01/29/25 The Sandy and John Black Pavilion at Ole Miss, Oxford, Miss.
 2024-25 Men's Basketball

Game Time: 8:00 PM
 Game Duration: 2:21
 Attendance: 4,840

Officials: Vladimir Voyard-Tadell, Ron Groover, Tony Chazza

Texas - 69

Record: 14-7 (3-5)

NO. Name	Min	FG	3P	FT	Rebounds	Fouls	TP	AS	TO	ST	Blocks	+/-
		M-A	M-A	M-A	OR DR TOT	PF					BS BA	
5 Kadin Shedrick	F 25:41	4-4	0-0	1-2	4 2 6	4 3	9	1	0	0	1 0	3
6 Arthur Kaluma	F 35:52	5-12	1-3	1-2	0 7 7	0 3	12	4	2	0	0 1	2
0 Jordan Pope	G 22:15	3-14	2-7	0-0	1 1 2	2 0	8	2	0	0	1 1	-6
12 Tramon Mark	G 25:44	2-7	0-2	2-2	1 3 4	4 1	6	2	0	1	0 1	3
20 Tre Johnson	G 32:43	6-16	2-8	8-8	0 2 2	1 7	22	3	1	1	0 0	2
22 Devon Pryor	15:56	3-4	0-0	0-0	2 3 5	0 1	6	0	0	0	1 0	-9
21 Ze'rik Onyema	11:42	2-2	0-0	0-0	1 3 4	4 1	4	0	3	0	1 0	-2
1 Julian Larry	23:22	0-2	0-2	0-0	0 2 2	0 0	0	3	2	0	0 0	3
25 Jayson Kent	03:47	0-1	0-0	0-0	0 3 3	2 0	0	0	1	0	0 1	-6
10 Nic Codel	02:58	0-1	0-0	0-0	1 0 1	0 0	0	0	0	0	0 0	-3
Team					1 5 6		2	0				
Totals		26-64	5-22	12-14	14 28 42	17 16	68	15	11	2	3 4	-3

Technical Fouls: NONE

Shooting By Period	1st	2nd	3rd	4th	OT
FG%	15-34	44.1%			
3PT%	3-12	25.0%			
FT%	5-8	62.5%			
2nd FG%	11-30	36.7%			
3PT%	2-10	20.0%			
FT%	7-8	87.5%			
GM FG%	26-64	40.6%			
3PT%	5-22	22.7%			
FT%	12-14	85.7%			

Dead Ball Rebounds: 1 0

Ole Miss - 72

Record: 16-5 (5-3)

NO. Name	Min	FG	3P	FT	Rebounds	Fouls	TP	AS	TO	ST	Blocks	+/-
		M-A	M-A	M-A	OR DR TOT	PF					BS BA	
0 Malik Dia	F 16:19	1-6	0-1	2-4	0 2 2	2 2	4	0	0	0	1 1	1
3 Sean Pedulla	G 35:35	7-14	4-7	1-2	0 4 4	4 4	19	5	0	1	0 0	11
5 Jaylen Murray	G 29:26	2-5	1-2	0-0	0 1 1	0 0	5	0	1	0	0 0	-9
11 Matthew Murrell	G 25:53	1-4	0-2	1-2	1 2 3	3 1	3	4	0	2	0 1	17
14 Dre Davis	G 32:41	6-11	2-4	3-4	1 6 7	2 3	17	0	0	1	2 0	15
4 Jaemyn Brakefield	30:33	6-14	0-3	6-7	2 3 5	1 4	18	3	0	1	1 1	-1
7 Davon Barnes	20:04	0-3	0-2	6-6	0 5 5	3 3	6	2	1	0	0 0	-8
8 Eduardo Klatke	07:45	0-0	0-0	0-0	1 0 1	0 0	0	0	2	0	0 0	-8
1 Mikeal Brown-Jones	01:44	0-1	0-0	0-0	0 0 0	1 0	0	0	0	0	0 0	-3
Team					3 2 5		0	0				
Totals		23-58	7-21	19-25	8 25 33	16 17	72	14	4	5	4 3	3

Technical Fouls: NONE

Shooting By Period	1st	2nd	3rd	4th	OT
FG%	10-29	34.5%			
3PT%	5-13	38.5%			
FT%	9-12	75%			
2nd FG%	13-29	44.8%			
3PT%	2-8	25.0%			
FT%	10-13	76.9%			
GM FG%	23-58	39.7%			
3PT%	7-21	33.3%			
FT%	19-25	76.0%			

Dead Ball Rebounds: 5 0

	TEX	OM
Biggest lead	13 (1 st 5:43)	5 (2 nd 5:02)
Best Scoring Run	9 (1 st 8:04)	9 (1 st 0:46)
Lead Changes	14	
Times Tied	11	
Time with Lead	20:41	11:54

Points from	TEX	OM
Turnovers	4	13
Paint	28	24
Second Chance	11	10
Fast Breaks	2	7
Bench	10	24

Period by Period Scoring	1st	2nd	TOT
TEX	38	31	69
OM	34	38	72

GAME 22 • vs. AUBURN • FEB. 1



Official Basketball Box Score - Final
Auburn at Ole Miss
 02/01/25 The Sandy and John Black Pavilion at Ole Miss, Oxford, Miss.
 2024-25 Men's Basketball

Game Time: 1:00 PM
 Game Duration: 2:25
 Attendance: 9,974

Officials: Pat Adams, Courtney Green, Patrick Evans

Auburn - 92

Record: 20-1 (8-0)

NO. Name	Min	FG	3P	FT	Rebounds	Fouls	TP	AS	TO	ST	Blocks	+/-
		M-A	M-A	M-A	OR DR TOT	PF					BS BA	
10 Chad Baker-Mazara	F 29:33	6-10	4-6	2-3	0 2 2	4 3	18	3	2	1	0 1	3
4 Johni Broome	C 31:36	7-14	2-2	4-7	6 6 12	3 6	20	4	3	0	2 1	4
44 Dylan Cardwell	C 25:22	3-6	0-1	4-5	3 10 13	3 3	10	4	0	2	1 1	8
2 Denver Jones	G 35:01	5-11	4-7	2-2	0 1 1	2 2	16	4	4	1	0 2	8
13 Miles Kelly	G 22:44	4-8	3-6	4-4	0 1 1	4 2	15	1	0	1	0 0	2
0 Tahaad Pettiford	24:04	3-7	1-3	2-2	0 1 1	2 1	9	5	3	1	0 0	17
31 Chaney Johnson	14:30	1-3	0-1	0-0	2 1 3	0 0	2	1	0	0	0 0	7
8 Chris Moore	10:43	0-1	0-1	0-0	0 1 1	2 1	0	0	0	0	0 0	4
8 Ja'Heim Hudson	06:27	1-2	0-1	0-0	0 1 1	1 0	2	0	0	0	0 0	-3
Team					4 2 6		0	0				
Totals		30-62	14-28	18-23	15 26 41	24 18	82	22	12	6	3 5	10

Technical Fouls: NONE

Ole Miss - 82

Record: 16-5 (4-4)

NO. Name	Min	FG	3P	FT	Rebounds	Fouls	TP	AS	TO	ST	Blocks	+/-
		M-A	M-A	M-A	OR DR TOT	PF					BS BA	
0 Malik Dia	F 32:32	3-9	0-2	3-4	2 2 4	2 3	9	3	1	1	3 0	-16
3 Sean Pedulla	G 35:06	10-16	3-6	6-6	1 4 5	4 4	29	2	2	3	0 0	-14
5 Jaylen Murray	G 28:31	0-6	0-3	3-4	0 0 0	2 5	3	4	1	1	0 2	5
11 Matthew Murrell	G 31:03	4-6	2-4	7-9	0 4 4	1 4	17	1	0	1	0 0	-11
14 Dre Davis	G 14:39	2-4	0-1	1-2	1 1 2	5 1	5	0	0	0	1 0	7
4 Jaemyn Brakefield	30:07	5-10	1-1	1-4	3 2 5	1 4	12	1	4	1	0 1	-3
7 Davon Barnes	19:35	1-3	0-2	2-2	0 5 5	2 1	4	0	0	1	1 0	-16
1 Mikeal Brown-Jones	05:26	1-2	0-0	1-2	1 0 1	1 2	8	0	0	1	0 0	-1
8 Eduardo Klatke	03:28	0-0	0-0	0-0	0 0 0	0 0	0	0	1	0	0 0	-1
Team					3 1 4		0	0				
Totals		26-56	6-19	24-35	11 19 30	18 24	82	11	9	5	3 10	

Technical Fouls: Team 2nd 0:08

	AUB	OM
Biggest lead	10 (2 nd 0:08)	4 (1 st 16:27)
Best Scoring Run	9 (1 st 9:43)	9 (1 st 16:27)
Lead Changes	2	
Times Tied	1	
Time with Lead	33:57	04:04

Points from	AUB	OM
Turnovers	16	17
Paint	28	34
Second Chance	17	14
Fast Breaks	9	10
Bench	13	19

Game Notes: 2nd Half 16:27 - Official Review - Personal Fouled Upgraded to Flagrant 1 • 2nd Half 00:08 - Technical Foul Charged - OM Head Coach •

GAME 23 • vs. KENTUCKY • FEB. 4



Official Basketball Box Score - Final
Kentucky at Ole Miss
 02/04/25 The Sandy and John Black Pavilion at Ole Miss, Oxford, Miss.
 2024-25 Men's Basketball

Game Time: 6:00 PM
 Game Duration: 2:03
 Attendance: 8,109

Officials: Doug Shows, Steven Anderson, Byron Jarrett

Kentucky - 84

Record: 15-7 (4-5)

NO. Name	Min	FG	3P	FT	Rebounds	Fouls	TP	AS	TO	ST	Blocks	+/-
		M-A	M-A	M-A	OR DR TOT	PF					BS BA	
15 Ansel Almonor	F 15:29	0-0	0-0	0-0	0 0 0	0 0	0	0	0	0	0 0	-20
22 Amar Williams	F 25:49	5-7	0-0	2-4	0 11 11	3 3	12	3	0	0	1 1	-18
00 Otega Oweh	G 32:57	8-17	2-4	6-6	1 5 6	4 3	24	1	0	0	0 0	-15
2 Jaxson Robinson	G 30:12	6-13	5-10	1-1	0 2 2	4 1	18	2	1	1	0 0	-15
4 Koby Brea	G 29:01	4-10	2-6	0-0	0 2 2	0 0	10	0	0	0	0 1	-13
9 Trent Noah	12:51	0-0	0-0	0-0	0 0 0	0 0	0	0	0	0	0 0	-2
11 Travis Perry	14:20	1-2	1-1	2-3	0 2 2	2 1	5	2	1	0	1 0	3
7 Andrew Carr	22:39	3-3	0-0	4-6	1 3 4	2 5	10	3	0	0	0 0	7
10 Brandon Garrison	14:11	2-5	0-0	1-2	1 4 5	1 1	5	3	0	0	0 0	4
5 Collin Chandler	02:31	0-1	0-0	0-0	0 0 0	0 0	0	0	0	0	0 0	-1
Team					3 2 5		0	3				
Totals		29-58	10-21	16-22	6 31 37	16 14	84	21	8	1	2 14	

Technical Fouls: NONE

Shooting By Period	1st	2nd	3rd	4th	OT
FG%	5-10	50.0%			
3PT%	2-4	50%			
FT%	17-27	63.0%			
2nd FG%	5-11	45.5%			
3PT%	1-4	25.0%			
FT%	14-18	77.8%			
GM FG%	29-58	50.0%			
3PT%	10-21	47.6%			
FT%	16-22	72.7%			

Dead Ball Rebounds: 3 0

Ole Miss - 98

Record: 17-6 (6-4)

NO. Name	Min	FG	3P	FT	Rebounds	Fouls	TP	AS	TO	ST	Blocks	+/-
		M-A	M-A	M-A	OR DR TOT	PF					BS BA	
0 Malik Dia	F 23:47	6-13	2-4	2-5	0 4 4	1 5	16	0	0	1	2 0	11
3 Sean Pedulla	G 35:04	3-7	0-4	2-2	0 3 3	2 2	8	1	0	0	0 0	5
5 Jaylen Murray	G 28:44	5-7	2-4	3-5	0 3 3	2 3	15	10	0	0	0 0	12
11 Matthew Murrell	G 35:30	8-13	6-11	2-2	1 4 5	1 1	24	3	0	1	0 0	19
14 Dre Davis	G 26:06	7-10	1-2	2-2	1 2 3	3 1	17	0	0	0	0 0	12
4 Jaemyn Brakefield	22:03	3-7	2-3	2-3	0 2 2	1 3	10	2	0	0	0 0	-2
7 Davon Barnes	19:09	2-4	0-1	2-2	0 2 2	1 1	6	1	0	1	0 0	4
8 Eduardo Klatke	03:32	0-1	0-0	0-0	0 0 0	1 0	0	0	0	0	0 1	2
1 Mikeal Brown-Jones	06:05	1-2	0-0	0-0	0 2 2	2 2	0	0	0	0	0 0	7
Team					1 4 5	0		0	0			
Totals		35-64	13-30	15-21	3 26 29	14 16	98	24	1	3	2 1	14

GAME 25 • at SOUTH CAROLINA • FEB. 12



Official Basketball Box Score - Final
#19/23 Ole Miss at South Carolina
 02/12/25 Colonial Life Arena, Columbia
 2024-25 South Carolina Men's Basketball

Game Time: 7:00 PM
 Game Duration: 2:16
 Attendance: 10,894

Officials: Don Daily, Vladimir Voyard-Tadai, Brian Dorsey

#19/23 Ole Miss - 72

Record: 19-6 (8-4)

NO. Name	Min	FG M-A	3P M-A	FT M-A	Rebounds OR DR TOT	Fouls PF FD	TP AS	TO ST	Blocks BS BA	+
0 Malik Dia	F 21:07	7-12	2-3	2-4	1 2 3 4 4	18	0 1	0 1	0 2	2
3 Sean Pedulla	G 36:20	2-11	1-3	2-2	0 3 3 3 1	7	3 2	1 0	0 4	4
5 Jaylen Murray	G 25:03	2-5	2-2	0-0	0 2 2 2 0	6	1 1	0 0	0 4	4
11 Matthew Murrell	G 32:08	3-6	1-1	3-3	0 2 2 1 3	10	2 0	1 0	1 6	6
14 Dre Davis	G 17:08	5-9	0-0	2-2	2 2 4 4 1	12	0 1	1 0	3 6	6
4 Jaemyn Brakefield	24:17	4-6	1-2	5-6	0 3 3 3 3	14	3 2	1 1	0 6	6
7 Davon Barnes	24:41	2-4	1-2	0-0	0 3 3 1 1	5	0 0	0 1	0 -3	3
1 Mikeal Brown-Jones	15:32	0-2	0-0	0-0	1 3 4 3 3	0	1 0	1 2	0 -4	4
8 Eduardo Klatke	02:45	0-0	0-0	0-0	0 0 0 0 0	0	0 0	0 0	0 -1	1
Team					2 1 3	0	0	1		
Totals		25-55	8-13	14-17	6 21 27	21 16	72	10 8	5 5	4 4

Technical Fouls:Brown-Jones 1*9:06

South Carolina - 68

Record: 10-14 (0-11)

NO. Name	Min	FG M-A	3P M-A	FT M-A	Rebounds OR DR TOT	Fouls PF FD	TP AS	TO ST	Blocks BS BA	+
5 Nick Pringle	F 21:53	4-6	0-0	4-9	1 3 4 4 7	12	0 0	0 0	2 0	0
30 Collin Murray-Boyles	F 34:51	7-14	1-1	5-7	0 6 6 3 4	20	3 3	1 3	2 -9	9
1 Jacobi Wright	G 28:25	3-4	0-1	3-4	0 1 1 2 2	9	0 1	0 0	0 -3	3
2 Zachary Davis	G 35:20	3-8	1-4	0-0	1 9 10 2 0	7	2 3	3 0	0 -3	3
6 Jamari Thomas	G 26:08	3-13	2-5	3-4	3 1 4 3 3	11	1 0	1 0	1 -11	11
0 Jordan Butler	02:16	0-0	0-0	0-0	0 0 0 0 0	0	0 0	0 0	0 -1	1
15 Morris Ugusuk	26:24	0-3	0-3	2-2	0 2 2 0 1	2	1 0	0 0	0 8	8
31 Benjamin Bosmans-Verdonk	19:29	2-2	0-0	3-6	2 1 3 2 3	7	1 1	0 1	0 5	5
23 Cam Scott	02:48	0-0	0-0	0-0	0 0 0 1 0	0	0 0	0 0	0 -7	7
21 Arden Conyers	02:26	0-0	0-0	0-0	0 0 0 0 0	0	0 0	0 0	0 1	1
Team					3 2 5	0	0	0		
Totals		22-50	4-14	20-32	10 25 35	17 20	68	8 8	5 4	5 -4

Technical Fouls:Davis 1*9:06

	OLE	USC
Biggest lead	13 (1 st 5:30)	4 (1 st 19:16)
Best Scoring Run	7 (1 st 16:15)	6 (1 st 11:54)
Lead Changes	7	
Times Tied	3	
Time with Lead	34:22	03:04

Points from	OLE	USC
Turnovers	5	5
Paint	32	32
Second Chance	8	7
Fast Breaks	13	5
Bench	19	9

Period by Period Scoring	1st	2nd	TOT
OLE	42	30	72
USC	32	36	68

Shooting By Period	1 st	2 nd	3 rd	4 th	OT
FG%	15-23	65.2%			
3PT%	6-9	66.7%			
FT%	6-7	85.7%			
GM FG%	10-32	31.3%			
3PT%	2-4	50.0%			
FT%	8-10	80%			
GM FG%	25-55	45.5%			
3PT%	8-13	61.5%			
FT%	14-17	82.4%			

Dead Ball Rebounds: 2, 0

GAME 26 • vs. MISSISSIPPI STATE • FEB. 15



Official Basketball Box Score - Final
Mississippi St. at Ole Miss
 02/15/25 The Sandy and John Black Pavilion at Ole Miss, Oxford, Miss.
 2024-25 Men's Basketball

Game Time: 5:00 PM
 Game Duration: 2:18
 Attendance: 9,759

Officials: Terry Oglesby, Steven Anderson, Will Howard

Mississippi St. - 81

Record: 18-7 (6-6)

NO. Name	Min	FG M-A	3P M-A	FT M-A	Rebounds OR DR TOT	Fouls PF FD	TP AS	TO ST	Blocks BS BA	+
4 Cameron Matthews	F 34:26	1-6	0-1	4-8	2 6 8	3 5	6 4	2 1	2 9	9
22 RJ Melendez	F 25:19	7-11	2-5	1-2	3 2 5	4 3	17 0	1 1	0 0	-2
23 Michael Nwoko	C 13:57	3-4	0-1	1-2	1 2 3	4 2	7 0	1 1	1 0	-3
2 Riley Kugel	G 28:15	4-10	1-6	2-2	1 2 3	2 0	11 3	2 4	0 0	11
12 Josh Hubbard	G 34:41	3-13	2-8	6-6	1 4 5	2 5	14 4	2 0	1 0	5
0 Claudell Harris Jr.	18:32	3-7	2-2	2-2	0 2 2	1 1	10 0	0 0	0 0	5
3 KeShawn Murphy	18:03	5-9	0-1	0-1	2 6 8	4 3	10 2	2 0	2 2	-2
5 Shawn Jones Jr.	21:28	1-4	0-3	2-4	2 2 4	3 2	4 0	0 1	2 0	22
6 Delquan Warren	05:19	0-0	0-0	0-0	0 2 2	1 0	0 1	0 0	0 0	5
Team					2 6 8	2	1			
Totals		28-65	7-27	18-27	14 34 48	24 21	81	14 13	9 7	4 10

Technical Fouls:NONE

Ole Miss - 71

Record: 19-7 (8-5)

NO. Name	Min	FG M-A	3P M-A	FT M-A	Rebounds OR DR TOT	Fouls PF FD	TP AS	TO ST	Blocks BS BA	+
0 Malik Dia	F 17:23	2-6	1-3	4-6	1 7 8	2 3	9 0	1 2	1 1	-6
3 Sean Pedulla	G 32:31	4-14	3-10	2-2	0 4 4	4 4	13 4	4 1	0 1	-4
5 Jaylen Murray	G 24:54	5-8	2-2	2-2	0 2 2	2 1	14 1	2 1	0 1	-5
11 Matthew Murrell	G 27:40	2-6	0-3	2-2	1 5 6	3 2	6 3	0 2	0 1	-2
14 Dre Davis	G 25:25	3-8	0-2	0-0	2 1 3	1 1	6 4	2 0	2 1	-9
4 Jaemyn Brakefield	21:29	3-8	0-1	4-5	1 1 2	3 5	10 1	0 2	0 1	-11
7 Davon Barnes	22:10	2-5	0-1	3-4	0 4 4	3 4	7 0	1 0	0 1	-13
1 Mikeal Brown-Jones	10:50	2-4	0-1	2-3	0 0 0	2 3	6 0	0 0	1 0	4
8 Eduardo Klatke	10:01	0-0	0-0	0-2	0 0 0	2 1	0 1	1 0	0 0	4
10 John Bol	01:27	0-0	0-0	0-0	0 1 1	0 0	0 0	0 0	0 0	0
6 Robert Cowherd	06:10	0-1	0-1	0-0	0 0 0	0 0	0 0	0 0	0 0	0
Team					2 4 6	0	0	0		
Totals		23-60	6-24	19-26	7 29 36	22 24	71	14 11	8 4	7 -10

Technical Fouls:Brakefield 2*10:50

	MSU	OM
Biggest lead	19 (2 nd 8:55)	8 (1 st 14:40)
Best Scoring Run	8 (1 st 2:15)	7 (1 st 17:14)
Lead Changes	2	
Times Tied	2	
Time with Lead	24:02	14:58

Points from	MSU	OM
Turnovers	15	14
Paint	38	34
Second Chance	16	12
Fast Breaks	12	13
Bench	24	23

Game Notes: 1st Half 8:01 - Bench Warning - MSST ♦

GAME 27 • at VANDERBILT • FEB. 22

GAME 28 • at AUBURN • FEB. 26

GAME 29 • vs. OKLAHOMA • MARCH 1

GAME 30 • vs. TENNESSEE • MARCH 5

GAME 31 • at FLORIDA • MARCH 8

GAME 32 • SEC TOURNAMENT • TBD

CAREER HIGHS

0 MALIK DIA | Jr. • F • 6-9 • 250

Points: 32, vs. Drake (1/7/24)
Rebounds: 19, at #4 Alabama (1/14/25)
Assists: 5, vs. Indiana St. (1/31/24)
Steals: 3, 3x, MR: vs. Southern Miss (12/14/24)
Blocks: 3, 4x, MR: vs. #1 Auburn (2/1/25)
Field Goals: 11, at #4 Alabama (1/14/25)
Free Throws: 8, at Valparaiso (2/10/24)
Three Pointers: 5, vs. Drake (1/7/24)

4 JAEMYN BRAKEFIELD | Sr. • F • 6-8 • 225

Points: 28, vs. Florida (1/10/24)
Rebounds: 13, vs. Mount St. Mary's (12/5/23)
Assists: 6, 2x, MR: vs. Mississippi St. (1/30/24)
Steals: 4, 2x, MR: vs. Southern Miss (12/14/24)
Blocks: 4, 2x, MR: vs. Memphis (12/2/23)
Field Goals: 11, 2x, MR: Florida (1/10/24)
Free Throws: 10, 2x, MR: at Missouri (3/2/24)
Three Pointers: 5, vs. California (12/16/23)

7 DAVON BARNES | Sr. • G • 6-4 • 205

Points: 30, at Samford (11/20/22)
Rebounds: 11, vs. Southern Miss (12/14/24)
Assists: 8, vs. Jackson St. (1/16/23)
Steals: 3, 3x, MR: at #4 Alabama (1/14/25)
Blocks: 3, 2x, MR: vs. Long Island (11/4/24)
Field Goals: 10, at Samford (11/20/22)
Free Throws: 10, at Ark.-Pine Bluff (1/7/23)
Three Pointers: 5, vs. Middle Tenn. St. (3/2/24)

11 MATTHEW MURRELL | Sr. • G • 6-4 • 205

Points: 31, vs. Mississippi St. (1/08/22)
Rebounds: 9, 4x, MR: at LSU (2/8/25)
Assists: 7, vs. FAU (11/11/22)
Steals: 10, vs. Troy (12/19/23)
Blocks: 2, 3x, MR: vs. Arkansas (1/24/24)
Field Goals: 10, vs. Mississippi St. (1/08/22)
Free Throws: 9, 2x, MR: at Auburn (2/22/23)
Three Pointers: 8, vs. Texas A&M (2/28/23)

22 MAX SMITH | Sr. • G • 6-1 • 175

Points: --
Rebounds: --
Assists: --
Steals: --
Blocks: --
Field Goals: --
Free Throws: --
Three Pointers: --

1 MIKEAL BROWN-JONES | Sr. • F • 6-8 • 225

Points: 39, 2x, MR: at Western Caro. (1/24/24)
Rebounds: 16, vs. Mercer (1/27/24)
Assists: 3, vs. Eastern Ky. (12/7/23)
Steals: 3, 2x, MR: vs. Long Island (11/4/24)
Blocks: 4, 2x, MR: vs. ETSU (3/9/24)
Field Goals: 14, vs. The Citadel (1/17/24)
Free Throws: 13, at Western Caro. (1/24/24)
Three Pointers: 4, 2x, MR: vs. Chattanooga (2/10/24)

5 JAYLEN MURRAY | Sr. • G • 5-11 • 165

Points: 28, vs. BYU (11/28/24)
Rebounds: 8, at Tennessee (1/6/24)
Assists: 11, vs. Mississippi State (1/30/24)
Steals: 4, 2x, MR: vs. Queens (12/21/24)
Blocks: 2, 3x, MR: vs. Grambling State (11/8/24)
Field Goals: 10, vs. BYU (11/28/24)
Free Throws: 7, Mount St. Mary's (12/5/23)
Three Pointers: 6, vs. Southern (12/17/24)

8 EDUARDO KLAFKE | Fr. • G • 6-5 • 195

Points: 8, vs. #12 Purdue (11/29/24)
Rebounds: 3, at #15 Mississippi State (1/18/25)
Assists: 2, 3x, MR: vs. LSU (1/11/25)
Steals: 2, 2x, MR: vs. LSU (1/11/25)
Blocks: 2, 2x, MR: at Memphis (12/28/24)
Field Goals: 3, 2x, MR: at Louisville (12/3/24)
Free Throws: 2, 2x, MR: vs. Oral Roberts (11/21/24)
Three Pointers: 2, 3x, MR: at Memphis (12/28/24)

14 DRE DAVIS | Sr. • G • 6-6 • 215

Points: 28, vs. DePaul (3/9/24)
Rebounds: 12, at DePaul (1/30/24)
Assists: 4, 5x, MR: vs. #22 Mississippi State (2/15/25)
Steals: 3, 7x, MR: at #15 Mississippi State (1/18/25)
Blocks: 5, vs. Georgia (1/4/25)
Field Goals: 11, vs. Georgetown (2/7/24)
Free Throws: 10, vs. BYU (11/28/24)
Three Pointers: 4, 2x, MR: vs. DePaul (3/9/24)

31 ZACH DAY | Fr. • G • 6-5 • 185

Points: --
Rebounds: --
Assists: --
Steals: --
Blocks: --
Field Goals: --
Free Throws: --
Three Pointers: --

3 SEAN PEDULLA | Sr. • G • 6-1 • 195

Points: 33, vs. Miami (1/13/24)
Rebounds: 10, vs. Miami (1/13/24)
Assists: 10, vs. Coppin St. (11/6/23)
Steals: 5, 2x, MR: vs. Oral Roberts (11/21/24)
Blocks: 3, vs. Southern (12/17/24)
Field Goals: 13, vs. Miami (1/13/24)
Free Throws: 14, vs. Florida State (2/13/24)
Three Pointers: 7, vs. South Alabama (11/12/24)

6 ROBERT COWHERD | So. • G • 6-4 • 210

Points: 4, vs. Sam Houston (11/17/23)
Rebounds: 2, vs. Alabama State (11/6/23)
Assists: 2, 2x, MR: at Tennessee (1/6/24)
Steals: 3, vs. Eastern Washington (11/10/23)
Blocks: 1, 4x, MR: vs. Oral Roberts (11/21/24)
Field Goals: 2, vs. Sam Houston (11/17/23)
Free Throws: --
Three Pointers: 1, 2x, MR: at Temple (11/22/23)

10 JOHN BOL | Fr. • F • 7-2 • 210

Points: 4, 3x, MR: at Memphis (12/28/24)
Rebounds: 4, vs. Long Island (11/4/24)
Assists: --
Steals: --
Blocks: 2, vs. Long Island (11/4/24)
Field Goals: 2, 2x, MR: at Memphis (12/28/24)
Free Throws: 2, vs. Southern Miss (12/14/24)
Three Pointers: --

21 JA'VON BENSON | Sr. • F • 6-7 • 220

Points: 19, at William & Mary (3/2/24)
Rebounds: 14, at Campbell (2/22/24)
Assists: 3, at Northeastern (2/24/24)
Steals: 2, 2x, MR: at Eastern Mich. (12/21/23)
Blocks: 7, vs. Howard (2/3/24)
Field Goals: 8, at William & Mary (3/2/24)
Free Throws: 6, 2x, MR: at Northeastern (2/24/24)
Three Pointers: 1, 7x, MR: vs. Lindenwood (12/7/24)

55 CAM BRENT | Sr. • G • 5-4 • 125

Points: 2, 2x, MR: vs. Lindenwood (12/7/24)
Rebounds: 1, 3x, MR: vs. Southern Miss (12/14/24)
Assists: 1, vs. Texas A&M (3/9/24)
Steals: 1, vs. Texas A&M (3/9/24)
Blocks: --
Field Goals: 1, vs. Long Island (11/4/24)
Free Throws: 2, vs. Lindenwood (12/7/24)
Three Pointers: --

SEASON HIGHS

0 MALIK DIA | Jr. • F • 6-9 • 250

Points: 23, at #4 Alabama (1/14/25)
Rebounds: 19, at #4 Alabama (1/14/25)
Assists: 3, vs. #1 Auburn (2/1/25)
Steals: 3, 3x, vs. Southern Miss (12/14/24)
Blocks: 3, 3x, MR: vs. #1 Auburn (2/1/25)
Field Goals: 11, at #4 Alabama (1/14/25)
Free Throws: 5, 2x, MR: at #22 Missouri (1/25/25)
Three Pointers: 2, 6x, MR: at South Carolina (2/12/25)

4 JAEMYN BRAKEFIELD | Sr. • F • 6-8 • 225

Points: 20, at #15 Mississippi State (1/18/25)
Rebounds: 11, vs. Grambling State (11/8/24)
Assists: 5, vs. Oral Roberts (11/21/24)
Steals: 4, vs. Southern Miss (12/14/24)
Blocks: 2, vs. Grambling State (11/8/24)
Field Goals: 7, 2x, MR: at #15 Mississippi State (1/18/25)
Free Throws: 7, 2x, MR: at #4 Alabama (1/14/25)
Three Pointers: 3, 2x, MR: at #15 Mississippi State (1/18/25)

7 DAVON BARNES | Sr. • G • 6-4 • 205

Points: 13, vs. Oral Roberts (11/21/24)
Rebounds: 11, vs. Southern Miss (12/14/24)
Assists: 6, vs. Queens (12/21/24)
Steals: 3, 2x, MR: at #4 Alabama (1/14/25)
Blocks: 3, vs. Long Island (11/4/24)
Field Goals: 5, 2x, MR: vs. Lindenwood (12/7/24)
Free Throws: 6, vs. Texas (1/29/25)
Three Pointers: 1, 9x, MR: at South Carolina (2/12/25)

11 MATTHEW MURRELL | Sr. • G • 6-4 • 205

Points: 24, vs. #14 Kentucky (2/4/25)
Rebounds: 9, at LSU (2/8/25)
Assists: 6, vs. LSU (1/11/25)
Steals: 7, vs. Grambling State (11/8/24)
Blocks: 1, 5x, MR: at LSU (2/8/25)
Field Goals: 8, vs. #14 Kentucky (2/4/25)
Free Throws: 7, vs. #1 Auburn (2/1/25)
Three Pointers: 6, vs. #14 Kentucky (2/4/25)

22 MAX SMITH | Sr. • G • 6-1 • 175

Points: --
Rebounds: --
Assists: --
Steals: --
Blocks: --
Field Goals: --
Free Throws: --
Three Pointers: --

1 MIKEAL BROWN-JONES | Sr. • F • 6-8 • 225

Points: 14, 2x, MR: vs. Lindenwood (12/7/24)
Rebounds: 6, at Memphis (12/28/24)
Assists: 2, vs. Queens (12/21/24)
Steals: 3, vs. Long Island (11/4/24)
Blocks: 2, at South Carolina (2/12/25)
Field Goals: 6, 2x, MR: vs. Lindenwood (12/7/24)
Free Throws: 6, 2x, MR: at Memphis (12/28/24)
Three Pointers: 2, vs. #12 Purdue (11/29/24)

5 JAYLEN MURRAY | Sr. • G • 5-11 • 165

Points: 28, vs. BYU (11/28/24)
Rebounds: 6, at Arkansas (1/8/25)
Assists: 10, vs. #14 Kentucky (2/4/25)
Steals: 4, vs. Queens (12/21/24)
Blocks: 2, vs. Grambling State (11/8/24)
Field Goals: 10, vs. BYU (11/28/24)
Free Throws: 6, vs. Colorado State (11/16/24)
Three Pointers: 6, vs. Southern (12/17/24)

8 EDUARDO KLAFKE | Fr. • G • 6-5 • 195

Points: 8, vs. #12 Purdue (11/29/24)
Rebounds: 3, at #15 Mississippi State (1/18/25)
Assists: 2, 3x, MR: vs. LSU (1/11/25)
Steals: 2, 2x, MR: vs. LSU (1/11/25)
Blocks: 2, 2x, MR: at Memphis (12/28/24)
Field Goals: 3, 2x, MR: at Louisville (12/3/24)
Free Throws: 2, 2x, MR: vs. Oral Roberts (11/21/24)
Three Pointers: 2, 3x, MR: at Memphis (12/28/24)

14 DRE DAVIS | Sr. • G • 6-6 • 215

Points: 22, at LSU (2/8/25)
Rebounds: 7, 4x, MR: at LSU (2/8/25)
Assists: 4, vs. #22 Mississippi State (2/15/25)
Steals: 3, 4x, MR: at #15 Mississippi State (1/18/25)
Blocks: 5, vs. Georgia (1/4/25)
Field Goals: 9, at Louisville (12/3/24)
Free Throws: 10, vs. BYU (11/28/24)
Three Pointers: 2, 6x, MR: vs. Texas (1/29/25)

31 ZACH DAY | Fr. • G • 6-5 • 185

Points: --
Rebounds: --
Assists: --
Steals: --
Blocks: --
Field Goals: --
Free Throws: --
Three Pointers: --

3 SEAN PEDULLA | Sr. • G • 6-1 • 195

Points: 29, vs. #1 Auburn (2/1/25)
Rebounds: 7, vs. Oral Roberts (11/21/24)
Assists: 8, vs. #14 Kentucky (2/4/25)
Steals: 5, vs. Oral Roberts (11/21/24)
Blocks: 3, vs. Southern (12/17/24)
Field Goals: 10, vs. #1 Auburn (2/1/25)
Free Throws: 6, 2x, MR: vs. #1 Auburn (2/1/25)
Three Pointers: 7, vs. South Alabama (11/12/24)

6 ROBERT COWHERD | So. • G • 6-4 • 210

Points: --
Rebounds: 1, 2x, MR: at Louisville (12/3/24)
Assists: 1, 2x, MR: vs. Lindenwood (12/7/24)
Steals: 1, vs. Oral Roberts (11/21/24)
Blocks: 1, vs. Oral Roberts (11/21/24)
Field Goals: --
Free Throws: --
Three Pointers: --

10 JOHN BOL | Fr. • F • 7-2 • 210

Points: 4, 3x, MR: at Memphis (12/28/24)
Rebounds: 4, vs. Long Island (11/4/24)
Assists: --
Steals: --
Blocks: 2, vs. Long Island (11/4/24)
Field Goals: 2, 2x, MR: at Memphis (12/28/24)
Free Throws: 2, vs. Southern Miss (12/14/24)
Three Pointers: --

21 JA'VON BENSON | Sr. • F • 6-7 • 220

Points: 7, vs. Lindenwood (12/7/24)
Rebounds: 4, vs. Lindenwood (12/7/24)
Assists: --
Steals: 1, 2x, MR: vs. Southern (12/17/24)
Blocks: 1, 2x, MR: at Memphis (12/28/24)
Field Goals: 2, vs. Lindenwood (12/7/24)
Free Throws: 2, 2x, MR: vs. Lindenwood (12/7/24)
Three Pointers: 1, vs. Lindenwood (12/7/24)

55 CAM BRENT | Sr. • G • 5-4 • 125

Points: 2, 2x, MR: vs. Lindenwood (12/7/24)
Rebounds: 1, 3x, MR: vs. Southern Miss (12/14/24)
Assists: --
Steals: --
Blocks: --
Field Goals: 1, vs. Long Island (11/4/24)
Free Throws: 2, vs. Lindenwood (12/7/24)
Three Pointers: --

0

Malik DIA

Murfreesboro, Tenn. • Ensworth • Belmont

Junior • Forward • 6-9 • 250



BIO

AT BELMONT - 2023-24 (SOPHOMORE): Played in 33 games with Belmont ... Named to the All-MVC Third Team ... An MVC All-Newcomer Team honoree ... Finished second on the team in scoring with an average of 16.9 per game ... Led the team with 193 rebounds and finished second with an average of 5.8 per contest ... Tied for the team lead in blocks with 26 while collecting 27 steals ... Shot 48.8 percent from the field ... Scored in double figures 29 times, including 12 games with 20 or more ... Recorded three double-doubles ... Scored a career-high 32 points on January 7 against Drake, connecting on a career-best five makes from three.

AT VANDERBILT 2022-23 (FRESHMAN): Spent his freshman season at Vanderbilt ... Played in 20 games for the Commodores, averaging just over eight minutes per game ... Finished with an average of 2.6 points and

1.6 rebounds per contest ... Pulled in a season-best 10 rebounds against Southeastern Louisiana on December 30 ... Scored a season-best 14 points in 21 minutes of action against Kentucky on January 24

HIGH SCHOOL: Ranked the No. 5 recruit in Tennessee and the nation's No. 28 power forward by Rivals ... A four-star recruit and the country's No. 31 power forward according to ESPN ... Named to the 2021 All-State First Team in Tennessee ... Averaged 22.7 points and 9.9 rebounds per game as a senior ... League MVP and league scorer in senior season ... Named to the All-Midstate First Team in 2022 by The Tennessean.

PERSONAL: Son of Sarah and Malik Dia ... Has three siblings, Khalif, Pape, and Aziz ... Born on February 4, 2004.

THE DIA FILE	
BIRTHDAY	FEBRUARY 4, 2004
MAJOR	MULTI-DISCIPLINARY STUDIES

CAREER HIGHS

Points: 32, vs. Drake (1/7/24)
Rebounds: 19, at #4 Alabama (1/14/25)
Assists: 5, vs. Indiana St. (1/31/24)
Steals: 3, 3x, MR: vs. Southern Miss (12/14/24)
Blocks: 3, 4x, MR: vs. #1 Auburn (2/1/25)
Field Goals: 11, at #4 Alabama (1/14/25)
Free Throws: 8, at Valparaiso (2/10/24)
Three Pointers: 5, vs. Drake (1/7/24)

SEASON HIGHS

Points: 23, at #4 Alabama (1/14/25)
Rebounds: 19, at #4 Alabama (1/14/25)
Assists: 3, vs. #1 Auburn (2/1/25)
Steals: 3, 3x, vs. Southern Miss (12/14/24)
Blocks: 3, 3x, MR: vs. #1 Auburn (2/1/25)
Field Goals: 11, at #4 Alabama (1/14/25)
Free Throws: 5, 2x, MR: at #22 Missouri (1/25/25)
Three Pointers: 2, 6x, MR: at South Carolina (2/12/25)

SEASON SUPERLATIVES

Double-Figure Points: 9x
Double-Figure Rebounds: 2x
Double-Doubles: 1x
5+ Rebounds: 15x
5+Assists: --
Led Team in Points: 5x
Led Team in Rebounds: 11x
Led Team in Assists: --

SEASON GAME-BY-GAME

Opponent	Date	GS	MIN	Total		3-Pointers		Free throws		Rebounds				PF	A	TO	BLK	STL	PTS	AVG	
				FG-FGA	PCT	3FG-3FGA	PCT	FT-FTA	PCT	OFF	DEF	TOT	AVG								
LIU	11/04/2024	*	11:16	2-5	.400	0-1	.000	3-5	.600	1	4	5	5.0	2	0	1	3	1	7	7.0	
Grambling	11/08/2024	*	12:24	2-6	.333	2-3	.667	2-2	1.000	0	3	3	4.0	2	1	0	0	0	8	7.5	
South Alabama	11/12/2024	*	25:04	2-8	.250	1-3	.333	0-0	.000	3	10	13	7.0	1	2	1	1	0	5	6.7	
vs Colorado St.	11/16/2024	*	18:26	5-7	.714	1-2	.500	0-0	.000	1	4	5	6.5	2	2	0	0	1	11	7.8	
Oral Roberts	11/21/2024	*	24:35	3-6	.500	1-2	.500	1-2	.500	2	6	8	6.8	3	1	1	0	0	8	7.8	
vs BYU	11/28/2024	*	16:10	2-6	.333	0-2	.000	1-2	.500	0	5	5	6.5	2	0	0	0	0	5	7.3	
vs Purdue	11/29/2024	*	10:04	2-5	.400	0-1	.000	0-0	.000	0	2	2	5.9	2	1	0	0	0	4	6.9	
at Louisville	12/03/2024	*	15:48	3-6	.500	0-0	.000	1-2	.500	1	5	6	5.9	3	2	1	0	2	7	6.9	
Lindenwood	12/07/2024	*	14:21	2-6	.333	1-2	.500	0-0	.000	2	2	4	5.7	2	1	0	1	0	5	6.7	
vs Southern Miss.	12/14/2024	*	20:46	3-9	.333	0-5	.000	3-4	.750	0	2	2	5.3	1	0	1	1	3	9	6.9	
Southern U.	12/17/2024	*	16:24	2-3	.667	0-0	.000	2-6	.333	3	3	6	5.4	1	1	2	2	1	6	6.8	
Queens (NC)	12/21/2024	*	15:21	2-7	.286	0-4	.000	2-2	1.000	1	4	5	5.3	2	1	0	0	1	6	6.8	
at Memphis	12/28/2024	*	14:32	4-7	.571	0-2	.000	3-3	1.000	2	4	6	5.4	4	1	0	0	0	11	7.1	
Georgia	01/04/2025	*	19:10	3-9	.333	1-3	.333	0-0	.000	3	4	7	5.5	1	0	2	3	0	7	7.1	
at Arkansas	01/08/2025	*	28:25	7-12	.583	2-4	.500	5-9	.556	1	7	8	5.7	4	1	0	1	0	21	8.0	
LSU	01/11/2025	*	25:35	8-14	.571	2-4	.500	1-2	.500	0	7	7	5.8	1	1	0	2	0	19	8.7	
at Alabama	01/14/2025	*	31:12	11-21	.524	0-3	.000	1-1	1.000	4	15	19	6.5	2	0	0	2	0	23	9.5	
at Mississippi St.	01/18/2025	*	18:23	3-5	.600	2-3	.667	0-0	.000	1	1	2	6.3	1	2	4	0	1	8	9.4	
Texas A&M	01/22/2025	*	29:16	6-9	.667	0-2	.000	0-0	.000	0	3	3	6.1	3	1	2	2	0	12	9.6	
at Missouri	01/25/2025	*	26:13	6-13	.462	0-3	.000	5-6	.833	1	7	8	6.2	4	1	1	1	2	17	10.0	
Texas	01/29/2025	*	16:19	1-6	.167	0-1	.000	2-4	.500	0	2	2	6.0	2	0	0	1	0	4	9.7	
Auburn	02/01/2025	*	32:02	3-9	.333	0-2	.000	3-4	.750	2	2	4	5.9	2	3	1	3	1	9	9.6	
Kentucky	02/04/2025	*	23:47	6-13	.462	2-4	.500	2-5	.400	0	4	4	5.8	1	0	0	2	1	16	9.9	
at LSU	02/08/2025	*	16:24	0-6	.000	0-1	.000	1-3	.333	0	2	2	5.7	2	0	0	0	0	1	9.5	
at South Carolina	02/12/2025	*	21:07	7-12	.583	2-3	.667	2-4	.500	1	2	3	5.6	4	0	1	1	0	18	9.9	
Mississippi St.	02/15/2025	*	17:23	2-6	.333	1-3	.333	4-6	.667	1	7	8	5.7	2	0	1	1	2	9	9.8	
Totals			26	520:27	97-216	.449	18-63	.286	44-72	.611	30	117	147	5.7	56	22	19	27	16	256	9.8

Player Averages

Games Played	Minutes/game	Points/game	FG Pct	3FG Pct	FT Pct	Rebounds/game	Assists/game	Turnovers/game	Assist/Turnover ratio	Steals/game	Blocks/game
26	20.0	9.8	44.9	28.6	61.1	5.7	0.8	0.7	1.2	0.6	1.0

CAREER STATS

				Field Goals		3-Point		F-Throws		Rebounds									Scoring	
SEASON	TEAM	GP-GS	MIN/AVG	FG-FGA	FG%	3FG-3FGA	3FG%	FT-FTA	FT%	OFF	DEF	TOT	AVG	PF-FO	A	TO	BLK	STL	PTS	AVG
2022-23	VU	20-0	170/8.5	19-63	.302	12-34	.353	1-2	.500	9	22	31	1.6	24-0	4	10	8	5	51	2.6
2023-24	BEL	33-24	763/23.1	210-430	.488	44-129	.341	95-149	.638	47	146	193	5.8	78-0	39	89	26	27	559	16.9
2024-25	UM	26-26	520/20.0	97-216	.449	18-63	.286	44-72	.611	30	117	147	5.7	56-0	22	19	27	16	256	9.8
TOTAL FOR UM		26-26	520/20.0	97-216	.449	18-63	.286	44-72	.611	30	117	147	5.7	56-0	22	19	27	16	256	9.8
TOTAL		79-50	1454/18.4	326-709	.460	74-226	.327	140-223	.628	86	285	371	4.7	158-0	65	118	61	48	866	11.0

1 Mikeal BROWN-JONES

North Philadelphia, Pa. • IMG Academy • UNC Greensboro
Senior • Forward • 6-8 • 225



BIO

AT - UNC GREENSBORO 2023-24 (SENIOR*) AND 2022-23 (JUNIOR): In two seasons with UNCG, played in 59 games and scored 842 points ... Averaged 5.8 rebounds per game and totaled 40 blocks and 28 steals on the defensive end ... A 2024 First Team All-SoCon selection ... Started all 28 games he played in last year... Led the team and ranked second in the conference in scoring with an average of 18.9 per game in 2023-24 ... Finished as the team leader in rebounding with an average of 7.5 per contest, ranking sixth in the conference in 2023-24 ... Paced UNCG in blocks with 24 ... Posted six double-doubles on the season ... Scored a career-high 39 points twice, first against The Citadel on January 17 and again on January 24 at Western Carolina ... Pulled in a season-high 16 rebounds on January 27 against Mercer while scoring 19 points ... Saw action in 31 games, making two starts as junior ... Averaged 10.1 points and 4.4 rebounds per game ... Scored a season-best 20 points against Elon on December 3 ... Pulled in a season-high 11 rebounds on December 31 against Wofford.

AT VCU - 2021-22 (SOPHOMORE) AND 2020-21 (FRESHMAN): Spent two seasons at VCU where he saw action in 54 games, scoring 173 points and grabbing 128 boards ... Played in 29 games and made two starts as sophomore ... Saw action in 25 games as a freshman.

HIGH SCHOOL: Ranked as the No. 5 player coming out of the state of Pennsylvania in high school by On3 and ESPN ... Averaged 17.9 points and 7.1 rebounds while shooting 61 percent from the field and 39 percent from three as a senior at IMG Academy ... Helped lead IMG Academy to a 50-8 record over two seasons, earning a victory in the Geico High School National Championship in 2018-19 ... As a sophomore at Girard College in Philadelphia, helped lead the team to the PIAA Class A State Championship game, averaging 22.0 points, 8.8 rebounds, and 2.3 blocks per game.

PERSONAL: Son of Johnathan Stewart and Adrienne Jones ... Born on February 22, 2001 ... Has four siblings ... Currently pursuing a master's degree in intercollegiate athletic administration.

SEASON GAME-BY-GAME

Opponent	Date	GS	MIN	Total		3-Pointers		Free throws		Rebounds		PF	A	TO	BLK	STL	PTS	AVG
				FG-FGA	PCT	3FG-3FGA	PCT	FT-FTA	PCT	OFF	DEF							
LIU	11/04/2024		10:24	1-2	.500	0-0	.000	3-5	.600	1	1	2	2	0	0	1	0	5
Grambling	11/08/2024		05:11	0-3	.000	0-1	.000	0-0	.000	0	0	0	1	0	1	1	0	2.5
South Alabama	11/12/2024		12:49	0-4	.000	0-1	.000	1-2	.500	0	1	1	1	0	2	1	0	1
vs Colorado St.	11/16/2024		12:08	4-5	.800	0-1	.000	6-9	.667	1	0	1	1	0	2	0	2	14
Oral Roberts	11/21/2024	*	15:46	6-9	.667	0-1	.000	0-0	.000	3	0	3	1	4	3	1	2	0
vs BYU	11/28/2024		16:24	4-6	.667	0-0	.000	0-0	.000	2	2	4	1	8	5	0	0	8
vs Purdue	11/29/2024		10:07	2-3	.667	2-2	1.000	0-0	.000	1	1	2	1	9	2	0	0	6
at Louisville	12/03/2024		14:44	0-2	.000	0-2	.000	5-6	.833	0	2	2	1	9	2	0	1	5
Lindenwood	12/07/2024		16:47	6-7	.857	0-0	.000	2-3	.667	1	1	2	1	9	3	0	0	14
vs Southern Miss.	12/14/2024		16:34	1-4	.250	0-0	.000	2-2	1.000	3	1	4	2	1	3	1	1	4
Southern U.	12/17/2024		11:29	0-0	.000	0-0	.000	5-6	.833	0	2	2	2	1	3	1	0	5
Queens (NC)	12/21/2024		13:36	2-2	1.000	0-0	.000	0-0	.000	0	1	1	2	0	1	2	0	4
at Memphis	12/28/2024		12:09	1-3	.333	0-0	.000	6-6	1.000	1	5	6	2	3	2	0	0	8
Georgia	01/04/2025		04:05	0-0	.000	0-0	.000	0-0	.000	0	1	1	2	2	0	0	0	0
at Mississippi St.	01/18/2025		09:03	0-0	.000	0-0	.000	0-1	.000	1	3	4	2	3	2	1	0	0
Texas A&M	01/22/2025		05:43	0-1	.000	0-0	.000	0-0	.000	0	1	1	2	3	1	1	0	0
at Missouri	01/25/2025		10:37	2-2	1.000	0-0	.000	2-2	1.000	0	0	0	2	1	3	0	2	0
Texas	01/29/2025		01:44	0-1	.000	0-0	.000	0-0	.000	0	0	0	2	0	1	0	0	0
Auburn	02/01/2025		05:26	1-2	.500	0-0	.000	1-2	.500	1	0	1	1	9	1	0	0	1
Kentucky	02/04/2025		06:05	1-2	.500	0-1	.000	0-0	.000	0	2	2	0	2	0	0	0	2
at LSU	02/08/2025		06:06	0-0	.000	0-0	.000	0-0	.000	0	0	0	1	9	0	1	0	0
at South Carolina	02/12/2025		15:32	0-2	.000	0-0	.000	0-0	.000	1	3	4	2	0	3	1	0	2
Mississippi St.	02/15/2025		10:50	2-4	.500	0-1	.000	2-3	.667	0	0	0	1	9	2	0	0	6
Totals			1	243:19	33-64	.516	2-10	.200	35-47	.745	16	27	43	1.9	44	9	15	13

Player Averages

Games Played	Minutes/game	Points/game	FG Pct	3FG Pct	FT Pct	Rebounds/game	Assists/game	Turnovers/game	Assist/Turnover ratio	Steals/game	Blocks/game
23	10.6	4.5	51.6	20.0	74.5	1.9	0.4	0.7	0.6	0.4	0.6

CAREER STATS

SEASON	TEAM	GP-GS		MIN/AVG		Field Goals		3-Point		F-Throws		Rebounds				Scoring			
						FG-FGA	FG%	3FG-3FGA	3FG%	FT-FTA	FT%	OFF	DEF	TOT	AVG	PF-FO	A	TO	BLK
2020-21	VCU	25-0		212/8.5		20-49	.408	2-11	.182	16-25	.640	18	35	53	2.1	29-0	9	19	6
2021-22	VCU	29-2		317/10.9		42-76	.553	3-13	.231	28-43	.651	24	51	75	2.6	41-0	9	19	14
2022-23	UNCG	31-2		656/21.2		116-194	.598	7-24	.292	75-98	.765	43	92	135	4.4	81-4	19	39	16
2023-24	UNCG	28-28		793/28.3		174-322	.540	25-58	.431	155-197	.787	59	151	210	7.5	73-1	30	48	24
2024-25	UM	23-1		243/10.6		33-64	.516	2-10	.200	35-47	.745	16	27	43	1.9	44-1	9	15	13
TOTAL FOR UM		23-1		243/10.6		33-64	.516	2-10	.200	35-47	.745	16	27	43	1.9	44-1	9	15	13
TOTAL		136-33		2220/16.3		385-705	.546	39-116	.336	309-410	.754	160	356	516	3.8	268-6	76	140	73

THE BROWN-JONES FILE

BIRTHDAY	FEBRUARY 22, 2001
MAJOR	ATHLETIC ADMINISTRATION (MASTER'S)

CAREER HIGHS

Points: 39, 2x, MR: at Western Caro. (1/24/24)
Rebounds: 16, vs. Mercer (1/27/24)
Assists: 3, vs. Eastern Ky. (12/7/23)
Steals: 3, 2x, MR: vs. Long Island (11/4/24)
Blocks: 4, 2x, MR: vs. ETSU (3/9/24)
Field Goals: 14, vs. The Citadel (1/17/24)
Free Throws: 13, at Western Caro. (1/24/24)
Three Pointers: 4, 2x, MR: vs. Chattanooga (2/10/24)

SEASON HIGHS

Points: 14, 2x, MR: vs. Lindenwood (12/7/24)
Rebounds: 6, at Memphis (12/28/24)
Assists: 2, vs. Queens (12/21/24)
Steals: 3, vs. Long Island (11/4/24)
Blocks: 1, 10x, MR: vs. #13 Texas A&M (1/22/25)
Field Goals: 6, 2x, MR: vs. Lindenwood (12/7/24)
Free Throws: 6, 2x, MR: at Memphis (12/28/24)
Three Pointers: 2, vs. #12 Purdue (11/29/24)

SEASON SUPERLATIVES

Double-Figure Points: 3x
Double-Figure Rebounds: --
Double-Doubles: --
5+ Rebounds: 1x
5+Assists: --
Led Team in Points: --
Led Team in Rebounds: 2x
Led Team in Assists: --

3

Sean PEDULLA

Edmond, Okla. • Edmond Memorial • Virginia Tech

Senior • Guard • 6-1 • 195



BIO

AT - VIRGINIA TECH 2023-24 (JUNIOR), 2022-23 (SOPHOMORE) AND 2021-22 (FRESHMAN): A three-year member of the Hokies, where he played in 102 games and averaged 12.1 points per game ... Dished out 325 assists for an average of 3.2 per contest, while pulling in 3.0 rebounds per game ... Named to the All-ACC Third Team as a junior ... An All-ACC Academic Team honoree as junior and sophomore ... Played and started in 32 games for Virginia Tech as senior ... Led the Hokies in scoring at 16.4 points per game and ranked eighth in the ACC in conference-game scoring with a clip of 17.3 points per contest ... Reached double-digit scoring 25 times, including eight games with 20-plus ... Team leader in assists with 148, the third-most in the ACC ... Named ACC Player of the Week on January 15 after scoring 32 against No. 21 Clemson and 33 against Miami ... Started all 34 games for Virginia Tech at point guard as sophomore ... Finished second on the team in scoring at 15.0 points per game ... Improved his scoring average as a sophomore from a freshman by 9.6 points, second-best in the ACC ... Reached double figures in scoring in the first 18 games of the season, the first player at Virginia Tech to do that since 2012-13 ... Finished second on the team with 130 assists ... Finished second on the team in

made three-pointers with 67 ... Saw action in all 36 games as a freshman ... Scored 13 points in 15 minutes of action in Virginia Tech's win over Notre Dame in the ACC Tournament quarterfinals ... Dropped 19 points and went 10-10 from the free-throw line in the team's first-round matchup with Texas at the NCAA Tournament.

HIGH SCHOOL: Ranked the second-best player in the state of Oklahoma and 25th-best point guard nationally by 247Sports ... Ranked the No. 165 recruit in the nation by 247Sports in the 2021 class ... Guided Edmond Memorial to three state tournaments ... A two-time all-state selection ... Named the COAC Offensive player of the Year as a senior after averaging 17.6 points per game.

PERSONAL: Son of Dominic and Bernadette Pedulla ... Has eight siblings: Rita, JJ, Claire, Edmund, Brendan, Mary, Ciaran, and DJ .. Born on October 10, 2002 ... Earning his certificate in sports administration at Ole Miss.

SEASON GAME-BY-GAME

Opponent	Date	GS	MIN	Total		3-Pointers		Free throws		Rebounds				PF	A	TO	BLK	STL	PTS	AVG	
				FG-FGA	PCT	3FG-3FGA	PCT	FT-FTA	PCT	OFF	DEF	TOT	AVG								
LIU	11/04/2024	*	27:14	2-7	.286	1-4	.250	0-0	.000	0	3	3	3.0	2	5	2	0	1	5	5.0	
Grambling	11/08/2024	*	34:35	4-12	.333	1-6	.167	3-3	1.000	0	1	1	2.0	0	4	2	0	3	12	8.5	
South Alabama	11/12/2024	*	35:39	8-19	.421	7-16	.438	4-4	1.000	0	4	4	2.7	2	2	1	0	4	27	14.7	
vs Colorado St.	11/16/2024	*	36:01	4-7	.571	1-2	.500	0-2	.000	0	4	4	3.0	2	2	2	0	2	9	13.3	
Oral Roberts	11/21/2024	*	28:12	6-10	.600	3-5	.600	4-4	1.000	2	5	7	3.8	3	3	1	0	5	19	14.4	
vs BYU	11/28/2024	*	38:01	3-7	.429	2-3	.667	5-6	.833	1	4	5	4.0	3	3	2	0	2	13	14.2	
vs Purdue	11/29/2024	*	25:36	2-6	.333	2-5	.400	0-0	.000	0	4	4	4.0	4	3	1	0	1	6	13.0	
at Louisville	12/03/2024	*	27:00	6-11	.545	1-2	.500	3-3	1.000	0	2	2	3.8	2	7	2	0	3	16	13.4	
Lindenwood	12/07/2024	*	29:37	5-12	.417	4-7	.571	5-5	1.000	1	5	6	4.0	2	3	0	1	0	19	14.0	
vs Southern Miss.	12/14/2024	*	30:57	6-10	.600	6-10	.600	0-0	.000	0	2	2	3.8	1	4	1	2	1	18	14.4	
Southern U.	12/17/2024	*	35:51	2-11	.182	1-7	.143	4-4	1.000	1	4	5	3.9	3	7	3	3	4	9	13.9	
Queens (NC)	12/21/2024	*	32:39	9-14	.643	1-4	.250	6-7	.857	0	3	3	3.8	1	2	3	0	4	25	14.8	
at Memphis	12/28/2024	*	35:17	5-10	.500	1-5	.200	2-4	.500	0	2	2	3.7	3	4	3	0	2	13	14.7	
Georgia	01/04/2025	*	25:08	3-10	.300	1-3	.333	0-0	.000	0	1	1	3.5	4	2	1	0	2	7	14.1	
at Arkansas	01/08/2025	*	34:58	4-8	.500	3-4	.750	5-7	.714	1	0	1	3.3	4	3	0	0	1	16	14.3	
LSU	01/11/2025	*	32:54	3-9	.333	1-7	.143	4-4	1.000	0	2	2	3.3	1	4	2	0	2	11	14.1	
at Alabama	01/14/2025	*	30:24	5-15	.333	2-6	.333	0-0	.000	0	5	5	3.4	3	4	1	0	3	12	13.9	
at Mississippi St.	01/18/2025	*	39:35	7-18	.389	3-12	.250	1-4	.250	0	4	4	3.4	4	4	3	0	3	18	14.2	
Texas A&M	01/22/2025	*	34:14	6-12	.500	4-9	.444	0-0	.000	0	3	3	3.4	3	1	1	0	2	16	14.3	
at Missouri	01/25/2025	*	36:42	6-11	.545	2-4	.500	1-2	.500	0	2	2	3.3	2	6	4	0	1	15	14.3	
Texas	01/29/2025	*	35:35	7-14	.500	4-7	.571	1-2	.500	0	4	4	3.3	4	5	0	0	1	19	14.5	
Auburn	02/01/2025	*	35:09	10-16	.625	3-6	.500	6-8	.750	1	4	5	3.4	4	2	2	0	3	29	15.2	
Kentucky	02/04/2025	*	35:04	3-7	.429	0-4	.000	2-2	1.000	0	3	3	3.4	2	8	1	0	0	8	14.9	
at LSU	02/08/2025	*	37:01	5-14	.357	4-7	.571	3-3	1.000	2	2	4	3.4	1	3	0	0	0	17	15.0	
at South Carolina	02/12/2025	*	36:20	2-11	.182	1-3	.333	2-2	1.000	0	3	3	3.4	3	3	2	0	1	7	14.6	
Mississippi St.	02/15/2025	*	32:31	4-14	.286	3-10	.300	2-2	1.000	0	4	4	3.4	4	4	4	0	1	13	14.6	
Totals			26	862:14	127-295	.431	62-158	.392	63-78	.808	9	80	89	3.4	67	98	44	6	52	379	14.6

Player Averages

Games Played	Minutes/game	Points/game	FG Pct	3FG Pct	FT Pct	Rebounds/game	Assists/game	Turnovers/game	Assist/Turnover ratio	Steals/game	Blocks/game
26	33.2	14.6	43.1	39.2	80.8	3.4	3.8	1.7	2.2	2.0	0.2

CAREER STATS

				Field Goals		3-Point		F-Throws		Rebounds										Scoring	
SEASON	TEAM	GP-GS	MIN/AVG	FG-FGA	FG%	3FG-3FGA	3FG%	FT-FTA	FT%	OFF	DEF	TOT	AVG	PF-FO	A	TO	BLK	STL	PTS	AVG	
2021-22	VT	36-0	464/12.9	62-145	.428	34-76	.447	36-40	.900	6	36	42	1.2	54-2	47	31	1	21	194	5.4	
2022-23	VT	34-34	1212/35.6	179-430	.416	67-195	.344	85-99	.859	14	109	123	3.6	95-4	130	71	6	41	510	15.0	
2023-24	VT	32-32	1026/32.1	172-406	.424	53-163	.325	129-161	.801	19	117	136	4.3	71-2	148	104	3	37	526	16.4	
2024-25	UM	26-26	862/33.2	127-295	.431	62-158	.392	63-78	.808	9	80	89	3.4	67-0	98	44	6	52	379	14.6	
TOTAL FOR UM		26-26	862/33.2	127-295	.431	62-158	.392	63-78	.808	9	80	89	3.4	67-0	98	44	6	52	379	14.6	
TOTAL		128-92	3564/27.8	540-1276	.423	216-592	.365	313-378	.828	48	342	390	3.0	287-8	423	250	16	151	1609	12.6	

4 Jaemyn BRAKEFIELD

Jackson, Miss. • Huntington Prep • Duke
Senior • Forward • 6-8 • 225



BIO

2023-24 (SENIOR*): Named to the 2024 SEC Men's Basketball Community Service Team ... Appeared and started in all 32 games for Ole Miss ... Finished fourth on the team in scoring at 12.9 points per game ... Second on the team in rebounding with an average of 4.9 per game ... Averaged 2.4 assists per game ... Over a six-game stretch from December 16 to January 10, shot 67.2 percent from the field (45-67) and 56.5 percent from three (13-23), averaging 20.8 points, 4.7 rebounds, 2.0 assists, and 1.8 steals per game ... Set career-highs for points in a game twice during that stretch, first with 27 against Cal before scoring 28 in the Rebels' win over Florida ... On February 24 against South Carolina, surpassed 1,000 points for his collegiate career ... Later passed the 1,000-point mark for his Ole Miss career on March 9 against Texas A&M, becoming the 43rd player in program history to hit the 1K mark.

JUNIOR (2022-23): Appeared in all 33 games for Ole Miss, starting in 31 of them ... Second on the team with 11.1 points per game ... Averaged 5.7 rebounds and 1.7 assists ... Was perfect from three-point range in four games, making two or more in each ... On December 28 against No. 7 Tennessee, became just the eighth player in program history to shoot 100 percent from three in a game with a minimum of four attempts ... Named to the 2023 SEC Men's Basketball Community Service Team.

SOPHOMORE (2021-22): Appeared in all 32 games for the Rebels on the year, making 25 starts while averaging 25.5 minutes per game ... Averaged

7.7 points and 4.2 rebounds on the year while also tallying 24 assists and 22 steals ... Named to the SEC First-Year Academic Honor Roll.

AT DUKE - FRESHMAN (2020-21): Spent one season at Duke, playing in 22 games ... Averaged 3.5 ppg and 2.5 rpg ... Versus Bellarmine (Dec. 4), became the first freshman in Cameron Indoor Stadium history to go a perfect 4 for 4 from beyond the arc and only the third Duke freshman to do it in any game throughout program history ... Named to the All-ACC Academic Team.

HIGH SCHOOL: A five-star power forward, rated as the No. 29 overall in ESPN 100's rankings ... Ranked as the No. 4 power forward in the nation and the No. 1 player from the state of Mississippi in the ESPN 100 ... Named the West Virginia Gatorade Player of the Year as a sophomore, junior and senior, becoming the first player to win the honor three times in the award's history ... Averaged 19.2 points, 8.3 rebounds and 3.0 assists per game as a senior at Huntington Prep ... Was selected to participate in the 2020 Jordan Brand Classic prior to the event's cancellation.

PERSONAL: Son of Pamela Root and James Brakefield ... Has six siblings: Jake, Andrew, Jamal, Daimen, Kristen and Jennifer ... Born December 19, 2000 ... Earned degree from Ole Miss in multi-disciplinary studies with minors in recreation administration, education and criminal justice ... Currently pursuing M.A. in Higher Education and Student Personnel.

SEASON GAME-BY-GAME

Opponent	Date	GS	MIN	Total		3-Pointers		Free throws		Rebounds		PF	A	TO	BLK	STL	PTS	AVG			
				FG-FGA	PCT	3FG-3FGA	PCT	FT-FTA	PCT	OFF	DEF								TOT	AVG	
LIU	11/04/2024		22:13	3-7	.429	1-2	.500	5-7	.714	2	5	7	7.0	2	1	1	0	1	12	12.0	
Grambling	11/08/2024		26:60	4-12	.333	1-5	.200	2-2	1.000	5	6	11	9.0	3	2	1	2	0	11	11.5	
South Alabama	11/12/2024		30:06	5-5	1.000	2-2	1.000	2-4	.500	0	5	5	7.7	2	4	3	0	0	14	12.3	
vs Colorado St.	11/16/2024		19:55	2-7	.286	1-2	.500	1-2	.500	0	4	4	6.8	1	2	0	0	0	6	10.8	
Oral Roberts	11/21/2024		17:37	5-8	.625	1-2	.500	2-3	.667	0	3	3	6.0	0	5	1	0	1	13	11.2	
vs BYU	11/28/2024		21:07	1-7	.143	0-1	.000	2-3	.667	2	4	6	6.0	2	2	1	0	0	4	10.0	
vs Purdue	11/29/2024		23:48	7-11	.636	1-5	.200	3-3	1.000	2	3	5	5.9	3	0	0	1	1	18	11.1	
at Louisville	12/03/2024		19:04	0-1	.000	0-1	.000	1-2	.500	1	4	5	5.8	3	1	2	1	1	1	9.9	
Lindenwood	12/07/2024		22:34	3-5	.600	0-1	.000	1-4	.250	1	4	5	5.7	2	4	1	0	1	7	9.6	
vs Southern Miss.	12/14/2024		19:14	3-4	.750	2-3	.667	2-2	1.000	1	3	4	5.5	2	2	2	0	4	10	9.6	
Southern U.	12/17/2024		25:06	4-9	.444	0-2	.000	7-9	.778	1	2	3	5.3	0	1	0	0	0	1	15	10.1
Queens (NC)	12/21/2024		13:54	2-7	.286	0-1	.000	0-0	.000	1	1	2	5.0	0	3	0	1	0	4	9.6	
at Memphis	12/28/2024		11:43	1-7	.143	0-2	.000	0-0	.000	2	2	4	4.9	0	0	0	0	0	2	9.0	
Georgia	01/04/2025		22:56	5-7	.714	3-3	1.000	2-2	1.000	3	1	4	4.9	2	1	3	1	0	15	9.4	
at Arkansas	01/08/2025		22:07	1-4	.250	0-1	.000	1-2	.500	2	4	6	4.9	5	2	0	0	0	3	9.0	
LSU	01/11/2025		21:37	5-8	.625	0-1	.000	6-7	.857	1	4	5	4.9	1	2	3	0	2	16	9.4	
at Alabama	01/14/2025		20:54	3-7	.429	0-2	.000	7-7	1.000	2	2	4	4.9	3	1	3	0	0	13	9.6	
at Mississippi St.	01/18/2025		34:24	7-12	.583	3-5	.600	3-4	.750	3	4	7	5.0	3	2	0	0	1	20	10.2	
Texas A&M	01/22/2025		24:10	4-12	.333	1-4	.250	1-1	1.000	3	5	8	5.2	0	2	2	0	1	10	10.2	
at Missouri	01/25/2025	*	28:28	5-8	.625	0-0	.000	4-7	.571	0	2	2	5.0	5	1	2	0	1	14	10.4	
Texas	01/29/2025		30:33	6-14	.429	0-3	.000	6-7	.857	2	3	5	5.0	1	3	0	1	1	18	10.8	
Auburn	02/01/2025		30:07	5-10	.500	1-1	1.000	1-4	.250	3	2	5	5.0	1	1	4	0	1	12	10.8	
Kentucky	02/04/2025		22:03	3-7	.429	2-3	.667	2-3	.667	0	2	2	4.9	1	2	0	0	0	10	10.8	
at LSU	02/08/2025		24:09	4-6	.667	1-2	.500	2-4	.500	3	5	8	5.0	4	4	1	1	0	11	10.8	
at South Carolina	02/12/2025		24:17	4-6	.667	1-2	.500	5-6	.833	0	3	3	4.9	3	3	2	1	1	14	10.9	
Mississippi St.	02/15/2025		21:29	3-8	.375	0-1	.000	4-5	.800	1	1	2	4.8	3	1	0	0	2	10	10.9	
Totals			1	600:32	95-199	.477	21-57	.368	72-100	.720	41	84	125	4.8	52	52	32	9	20	283	10.9

Player Averages

Games Played	Minutes/game	Points/game	FG Pct	3FG Pct	FT Pct	Rebounds/game	Assists/game	Turnovers/game	Assist/Turnover ratio	Steals/game	Blocks/game
26	23.1	10.9	47.7	36.8	72.0	4.8	2.0	1.2	1.6	0.8	0.3

CAREER STATS

				Field Goals		3-Point		F-Throws		Rebounds										Scoring	
SEASON	TEAM	GP-GS	MIN/AVG	FG-FGA	FG%	3FG-3FGA	3FG%	FT-FTA	FT%	OFF	DEF	TOT	AVG	PF-FO	A	TO	BLK	STL	PTS	AVG	
2020-21	DU	22-2	273/12.4	31-76	.408	11-35	.314	5-12	.417	15	41	56	2.5	27-0	10	10	9	8	78	3.5	
2021-22	UM	32-25	808/25.2	90-191	.471	31-83	.373	35-51	.686	26	108	134	4.2	43-1	24	50	7	22	246	7.7	
2022-23	UM	33-31	958/29.0	132-246	.537	34-97	.351	69-94	.734	47	142	189	5.7	51-0	55	51	6	24	367	11.1	
2023-24	UM	32-32	941/29.4	135-283	.477	38-105	.362	104-136	.765	47	111	158	4.9	64-1	77	51	15	26	412	12.9	
2024-25	UM	26-1	601/23.1	95-199	.477	21-57	.368	72-100	.720	41	84	125	4.8	52-2	52	32	9	20	283	10.9	
TOTAL FOR UM		123-89	3307/26.9	452-919	.492	124-342	.363	280-381	.735	161	445	606	4.9	210-4	208	184	37	92	1308	10.6	
TOTAL		145-91	3580/24.7	483-995	.485	135-377	.358	285-393	.725	176	486	662	4.6	237-4	218	194	46	100	1386	9.6	

THE BRAKEFIELD FILE

BIRTHDAY	DEC. 19, 2000
MAJOR	M.A. IN HIGHER EDUCATION

CAREER HIGHS

Points: 28, vs. Florida (1/10/24)
Rebounds: 13, vs. Mount St. Mary's (12/5/23)
Assists: 6, 2x, MR: vs. Mississippi St. (1/30/24)
Steals: 4, 2x, MR: vs. Southern Miss (12/14/24)
Blocks: 4, 2x, MR: vs. Memphis (12/2/23)
Field Goals: 11, 2x, MR: Florida (1/10/24)
Free Throws: 10, 2x, MR: at Missouri (3/2/24)
Three Pointers: 5, vs. California (12/16/23)

SEASON HIGHS

Points: 20, at #15 Mississippi State (1/18/25)
Rebounds: 11, vs. Grambling State (11/8/24)
Assists: 5, vs. Oral Roberts (11/21/24)
Steals: 4, vs. Southern Miss (12/14/24)
Blocks: 2, vs. Grambling State (11/8/24)
Field Goals: 7, 2x, MR: at #15 Mississippi State (1/18/25)
Free Throws: 7, 2x, MR: at #4 Alabama (1/14/25)
Three Pointers: 3, 2x, MR: at #15 Mississippi State (1/18/25)

SEASON SUPERLATIVES

Double-Double-Figure Points: 19x
Double-Figure Rebounds: 1x
Double-Doubles: 1x
5+ Rebounds: 14x
5+ Assists: 1x
Led Team in Points: 3x
Led Team in Rebounds: 6x
Led Team in Assists: 2x

5

Jaylen MURRAY

Bronx, N.Y. • Putnam Science Academy • Saint Peter's
Senior • Guard • 5-11 • 165

BIO

2023-24 (JUNIOR): Started in all 32 games for Ole Miss ... Averaged 32.2 minutes per game, the eighth-most in the SEC at the end of the regular season ... Finished third on the team in scoring with an average of 13.8 points per game ... Connected on 72 three pointers, second-most on the team, while shooting 37.3 from beyond the arc ... Led the team with 127 assists, ending the regular season ranked eighth in the SEC in assists per game ... Finished the regular season fourth in the conference with an assist-to-turnover ratio of 2.40, among the top-75 nationally by the season's end ... Made a three-point shot in 28 games, two or more in 21, three or more in 14, and four or more in eight ... Scored a career-best 26 points against Mount St. Mary's on December 5 while dishing out six assists ... Recorded the first double-double of his career with 21 points and 11 assists to help Ole Miss defeat Mississippi State on January 30, tying him for the 10th-most assists in a single game in school history.

AT ST. PETER'S - SOPH. (2022-23) AND FRESH. (2021-22)

Played two seasons at Saint Pater's where he appeared in 62 games, making 14 starts, and averaged 19.9 minutes, 8.9

points, 2.2 rebounds, and 1.9 assists per game ... Finished second on the team in scoring with an average of 12.5 points per game as a sophomore ... Finished first on the team with 46 makes from three in 2022-23 and led the team in free throw percentage after shooting 83.3 percent from the charity stripe ... Helped Saint Peter's defeat Rider in the second round of their conference tournament with 22 points ... Averaged 5.8 points, 1.6 rebounds, and 1.6 assists per contest with a 1.2 assist-to-turnover ratio as a freshman ... Earned a spot on the all-rookie MAAC team.

HIGH SCHOOL

Attended Putnam high school as a senior after spending his previous two years at Cardinal Hayes ... Was MVP of the SLAM Summer Classic Vol. 2.

PERSONAL

Son of Barry Murray and Shentane Franklin ... Born June 9, 2003 ... Has three siblings: Kia, Aaron, and Sterling ... Business major.

SEASON GAME-BY-GAME

Opponent	Date	GS	MIN	Total		3-Pointers		Free throws		Rebounds				PF	A	TO	BLK	STL	PTS	AVG	
				FG-FGA	PCT	3FG-3FGA	PCT	FT-FTA	PCT	OFF	DEF	TOT	AVG								
LIU	11/04/2024	*	30:41	7-10	.700	5-8	.625	5-5	1.000	0	3	3	3.0	0	2	2	1	0	24	24.0	
Grambling	11/08/2024	*	34:31	3-7	.429	0-3	.000	4-4	1.000	0	2	2	2.5	0	1	0	2	2	10	17.0	
South Alabama	11/12/2024	*	32:38	2-11	.182	2-7	.286	0-0	.000	0	2	2	2.3	1	5	0	0	1	6	13.3	
vs Colorado St.	11/16/2024	*	32:58	4-6	.667	2-3	.667	6-6	1.000	0	2	2	2.3	1	6	0	0	2	16	14.0	
Oral Roberts	11/21/2024	*	21:07	2-6	.333	1-3	.333	0-0	.000	0	0	0	1.8	3	6	0	0	2	5	12.2	
vs BYU	11/28/2024	*	39:08	10-14	.714	3-4	.750	5-5	1.000	1	4	5	2.3	1	5	2	0	1	28	14.8	
vs Purdue	11/29/2024	*	38:02	3-10	.300	3-6	.500	4-5	.800	0	0	0	2.0	2	9	2	0	2	13	14.6	
at Louisville	12/03/2024	*	32:44	4-10	.400	2-5	.400	0-0	.000	0	2	2	2.0	2	2	0	1	0	10	14.0	
Lindenwood	12/07/2024	*	31:01	3-6	.500	0-3	.000	0-0	.000	0	4	4	2.2	3	7	3	1	3	6	13.1	
vs Southern Miss.	12/14/2024	*	32:15	5-9	.556	4-8	.500	0-0	.000	0	3	3	2.3	1	4	1	0	2	14	13.2	
Southern U.	12/17/2024	*	35:42	6-9	.667	6-7	.857	0-0	.000	0	3	3	2.4	2	5	4	0	0	18	13.6	
Queens (NC)	12/21/2024	*	30:45	4-12	.333	2-8	.250	0-0	.000	0	3	3	2.4	1	2	1	0	4	10	13.3	
at Memphis	12/28/2024	*	29:31	4-12	.333	2-7	.286	2-4	.500	0	3	3	2.5	2	1	2	0	1	12	13.2	
Georgia	01/04/2025		22:05	1-7	.143	0-1	.000	1-2	.500	0	0	0	2.3	2	1	1	0	3	3	12.5	
at Arkansas	01/08/2025		33:27	2-9	.222	0-4	.000	0-0	.000	0	6	6	2.5	2	6	2	0	2	4	11.9	
LSU	01/11/2025		29:45	4-8	.500	2-5	.400	0-0	.000	0	1	1	2.4	1	3	3	1	2	10	11.8	
at Alabama	01/14/2025		31:06	4-13	.308	2-4	.500	3-4	.750	0	3	3	2.5	2	5	1	0	1	13	11.9	
at Mississippi St.	01/18/2025		36:26	4-11	.364	1-5	.200	1-1	1.000	0	1	1	2.4	1	1	0	0	0	10	11.8	
Texas A&M	01/22/2025	*	33:50	4-9	.444	4-7	.571	0-0	.000	0	3	3	2.4	1	6	1	0	2	12	11.8	
at Missouri	01/25/2025	*	31:00	3-7	.429	2-5	.400	0-0	.000	0	2	2	2.4	4	1	2	0	1	8	11.6	
Texas	01/29/2025	*	29:26	2-5	.400	1-2	.500	0-0	.000	0	1	1	2.3	0	0	1	0	0	5	11.3	
Auburn	02/01/2025	*	28:31	0-6	.000	0-3	.000	3-4	.750	0	0	0	2.2	2	4	1	0	1	3	10.9	
Kentucky	02/04/2025	*	28:44	5-7	.714	2-4	.500	3-5	.600	0	3	3	2.3	2	10	0	0	0	15	11.1	
at LSU	02/08/2025	*	32:44	3-8	.375	1-6	.167	2-3	.667	0	2	2	2.3	4	2	1	1	2	9	11.0	
at South Carolina	02/12/2025	*	26:03	2-5	.400	0-2	1.000	0-0	.000	0	2	2	2.2	2	1	1	0	0	6	10.8	
Mississippi St.	02/15/2025	*	24:54	5-8	.625	2-2	1.000	2-2	1.000	0	2	2	2.2	2	1	2	0	1	14	10.9	
Totals			21	809:04	96-225	.427	51-122	.418	41-50	.820	1	57	58	2.2	44	96	33	7	35	284	10.9

Player Averages

Games Played	Minutes/game	Points/game	FG Pct	3FG Pct	FT Pct	Rebounds/game	Assists/game	Turnovers/game	Assist/Turnover ratio	Steals/game	Blocks/game
26	31.1	10.9	42.7	41.8	82.0	2.2	3.7	1.3	2.9	1.3	0.3

CAREER STATS

				Field Goals		3-Point		F-Throws		Rebounds										Scoring	
SEASON	TEAM	GP-GS	MIN/AVG	FG-FGA	FG%	3FG-3FGA	3FG%	FT-FTA	FT%	OFF	DEF	TOT	AVG	PF-FO	A	TO	BLK	STL	PTS	AVG	
2021-22	SP	33-3	514/15.6	74-193	.383	20-61	.328	24-37	.649	12	41	53	1.6	34-0	53	45	0	15	192	5.8	
2022-23	SP	29-11	714/24.6	128-342	.374	46-129	.357	60-72	.833	25	58	83	2.9	53-0	66	46	1	21	362	12.5	
2023-24	UM	32-32	1031/32.2	155-377	.411	72-193	.373	59-77	.766	13	62	75	2.3	50-1	127	54	13	44	441	13.8	
2024-25	UM	26-21	809/31.1	96-225	.427	51-122	.418	41-50	.820	1	57	58	2.2	44-0	96	33	7	35	284	10.9	
TOTAL FOR UM		58-53	1840/31.7	251-602	.417	123-315	.390	100-127	.787	14	119	133	2.3	94-1	223	87	20	79	725	12.5	
TOTAL		120-67	3068/25.6	453-1137	.398	189-505	.374	184-236	.780	51	218	269	2.2	181-1	342	178	21	115	1279	10.7	

THE MURRAY FILE	
BIRTHDAY	JUNE 9, 2003
MAJOR	MULTI-DISCIPLINARY STUDIES

CAREER HIGHS	
Points:	28, vs. BYU (11/28/24)
Rebounds:	8, at Tennessee (1/6/24)
Assists:	11, vs. Mississippi State (1/30/24)
Steals:	4, 2x, MR: vs. Queens (12/21/24)
Blocks:	2, 3x, MR: vs. Grambling State (11/8/24)
Field Goals:	10, vs. BYU (11/28/24)
Free Throws:	7, Mount St. Mary's (12/5/23)
Three Pointers:	6, vs. Southern (12/17/24)

SEASON HIGHS	
Points:	28, vs. BYU (11/28/24)
Rebounds:	6, at Arkansas (1/8/25)
Assists:	10, vs. #14 Kentucky (2/4/25)
Steals:	4, vs. Queens (12/21/24)
Blocks:	2, vs. Grambling State (11/8/24)
Field Goals:	10, vs. BYU (11/28/24)
Free Throws:	6, vs. Colorado State (11/16/24)
Three Pointers:	6, vs. Southern (12/17/24)

SEASON SUPERLATIVES	
Double-Figure Points:	16x
Double-Figure Rebounds:	--
Double-Doubles:	1x
5+ Rebounds:	2x
5+Assists:	11x
Led Team in Points:	5x
Led Team in Rebounds:	--
Led Team in Assists:	12x

6 Robert COWHERD

Grayson, Ga. • Southern California Academy
Sophomore • Guard • 6-4 • 210



BIO

2023-24 (REDSHIRT FRESHMAN): Appeared in 10 games for Ole Miss ... Connected on a three-point shot in the season opener against Alabama State on November 6 for his first collegiate points ... Recorded three steals and a pair of assists on November 10 against Eastern Washington ... Scored a season-high four points in six minutes of action against Sam Houston on November 17.

2022-23 (FRESHMAN): Did not see action his freshman year and was redshirted.

HIGH SCHOOL: A four-star shooting guard, rated as the No. 216 overall player in 247Sports' rankings ... Ranked as the No. 29 shooting guard in the nation and No. 24 player from the state of California according to 247Sports ... A former

First-Team All-Region selection for Georgia's Region 4-AAAAAAA whilst playing at Grayson High and Denmark High in Georgia ... Second-Team All-State selection for the state of Georgia prior to his playing at Southern California Academy ... Helped lead Southern California Academy to a 2022 Saint James Invitational Tournament Championship win ... Claimed a tournament title at the 2021 John Wall Holiday Invitational, with SCA winning the tournament's TJ Warren Bracket ... Selected to play in The 24 High School All-Star Game presented by Academy Sports in 2022 ... A nominee for the West Region for the 2022 McDonald's All-American Game.

PERSONAL: Son of Stacey and Robert Cowherd ... Born June 23, 2003 ... Multi-disciplinary studies major.

SEASON GAME-BY-GAME

Opponent	Date	GS	MIN	Total		3-Pointers		Free throws		Rebounds				PF	A	TO	BLK	STL	PTS	AVG
				FG-FGA	PCT	3FG-3FGA	PCT	FT-FTA	PCT	OFF	DEF	TOT	AVG							
LIU	11/04/2024		03:54	0-1	.000	0-1	.000	0-0	.000	0	0	0	0.0	1	0	1	0	0	0	0.0
vs Colorado St.	11/16/2024		00:30	0-0	.000	0-0	.000	0-0	.000	0	0	0	0.0	0	0	0	0	0	0	0.0
Oral Roberts	11/21/2024		06:37	0-1	.000	0-1	.000	0-0	.000	1	0	1	0.3	0	1	0	1	1	0	0.0
vs Purdue	11/29/2024		03:41	0-0	.000	0-0	.000	0-0	.000	0	0	0	0.3	1	0	0	0	0	0	0.0
at Louisville	12/03/2024		01:51	0-0	.000	0-0	.000	0-0	.000	0	1	1	0.4	0	0	0	0	0	0	0.0
Lindenwood	12/07/2024		04:32	0-1	.000	0-0	.000	0-0	.000	0	0	0	0.3	1	1	0	0	0	0	0.0
at Mississippi St.	01/18/2025		01:28	0-0	.000	0-0	.000	0-0	.000	0	0	0	0.3	0	0	0	0	0	0	0.0
Mississippi St.	02/15/2025		06:10	0-1	.000	0-1	.000	0-0	.000	0	0	0	0.3	0	0	0	0	0	0	0.0
Totals			0 28:43	0-4	.000	0-3	.000	0-0	.000	1	1	2	0.3	3	2	1	1	1	0	0.0

Player Averages

Games Played	Minutes/ game	Points/ game	FG Pct	3FG Pct	FT Pct	Rebounds/ game	Assists/ game	Turnovers/ game	Assist/Turnover ratio	Steals/ game	Blocks/ game
8	3.6	0.0	0.0	0.0	0.0	0.3	0.3	0.1	2.0	0.1	0.1

THE COWHERD FILE

BIRTHDAY	JUNE 23, 2003
MAJOR	MULTI-DISCIPLINARY STUDIES

CAREER HIGHS

Points: 4, vs. Sam Houston (11/17/23)
Rebounds: 2, vs. Alabama State (11/6/23)
Assists: 2, 2x, MR: at Tennessee (1/6/24)
Steals: 3, vs. Eastern Washington (11/10/23)
Blocks: 1, 4x, MR: vs. Oral Roberts (11/21/24)
Field Goals: 2, vs. Sam Houston (11/17/23)
Free Throws: --
Three Pointers: 1, 2x, MR: at Temple (11/22/23)

SEASON HIGHS

Points: --
Rebounds: 1, 2x, MR: at Louisville (12/3/24)
Assists: 1, 2x, MR: vs. Lindenwood (12/7/24)
Steals: 1, vs. Oral Roberts (11/21/24)
Blocks: 1, vs. Oral Roberts (11/21/24)
Field Goals: --
Free Throws: --
Three Pointers: --

SEASON SUPERLATIVES

Double-Figure Points: --
Double-Figure Rebounds: --
Double-Doubles: --
5+ Rebounds: --
5+ Assists: --
Led Team in Points: --
Led Team in Rebounds: --
Led Team in Assists: --

CAREER STATS


				Field Goals		3-Point		F-Throws		Rebounds				Scoring						
SEASON	TEAM	GP-GS	MIN/AVG	FG-FGA	FG%	3FG-3FGA	3FG%	FT-FTA	FT%	OFF	DEF	TOT	AVG	PF-FO	A	TO	BLK	STL	PTS	AVG
2023-24	UM	10-0	90/9.0	4-11	.364	2-8	.250	0-0	.000	1	4	5	0.5	14-0	2	3	2	5	10	1.0
2024-25	UM	8-0	29/3.6	0-4	.000	0-3	.000	0-0	.000	1	1	2	0.3	3-0	2	1	1	1	0	0.0
TOTAL		18-0	118/6.6	4-15	.267	2-11	.182	0-0	.000	2	5	7	0.4	17-0	4	4	3	6	10	0.6

7

Davon BARNES

Memphis, Tenn. • Collierville • Sam Houston

Senior • Guard • 6-4 • 205



BIO

AT SAM HOUSTON - 2023-24 (JUNIOR): Named to the All-CUSA Second Team ... Only member of the team to start all 33 games for the Bearkats ... Led the team in total points with 444 and finished second in points per game at 13.5 ... Fourth on the team in rebounds with 116, averaging 3.5 per contest ... Third on the roster in assists with 54 ... Scored 20-plus points five times, including a season-best 23 against Middle Tennessee on March 2 ... Dropped three or more three-pointers in nine games.

AT TEXAS SOUTHERN - 2022-23 (SOPHOMORE) AND 2021-22 (FRESHMAN): During two seasons with Texas Southern, played in 50 games while scoring 480 points with 170 rebounds and 70 assists

... Played in 33 games, making 31 starts as sophomore ... Led the Tigers in scoring with 13.5 points per game ... Shot 44.1 percent from the floor ... Averaged 4.4 rebounds per contest ... Saw action in 17 games and was the only freshman to play for Texas Southern.

HIGH SCHOOL: Earned Class AAA All-State honors as a senior ... Helped Collierville reach the semifinals of the TSSAA Class AAA Boys State Tournament ... Averaged 18.2 points and 7.1 rebounds per game during his senior year.

PERSONAL: Son of Niki Barnes ... Has five siblings, Daron, Deawan, Bre, Dason, and Jared ... Born on November 21, 2002 ... Majoring in business at Ole Miss.

SEASON GAME-BY-GAME

Opponent	Date	GS	MIN	Total		3-Pointers		Free throws		Rebounds				PF	A	TO	BLK	STL	PTS	AVG	
				FG-FGA	PCT	3FG-3FGA	PCT	FT-FTA	PCT	OFF	DEF	TOT	AVG								
LIU	11/04/2024		17:20	3-4	.750	1-2	.500	0-0	.000	1	1	2	2.0	4	0	2	3	0	7	7.0	
Grambling	11/08/2024		18:07	2-5	.400	0-1	.000	0-0	.000	1	2	3	2.5	4	0	0	0	2	4	5.5	
South Alabama	11/12/2024	*	33:49	3-10	.300	1-6	.167	0-0	.000	4	4	8	4.3	1	3	0	0	1	7	6.0	
vs Colorado St.	11/16/2024		20:34	2-4	.500	1-2	.500	2-2	1.000	0	1	1	3.5	1	1	0	0	0	7	6.3	
Oral Roberts	11/21/2024		22:56	4-7	.571	1-3	.333	4-6	.667	4	2	6	4.0	3	4	0	1	1	13	7.6	
vs BYU	11/28/2024		18:03	1-4	.250	0-3	.000	0-0	.000	0	0	0	3.3	1	0	2	0	1	2	6.7	
vs Purdue	11/29/2024		08:52	0-0	.000	0-0	.000	0-0	.000	1	0	1	3.0	1	0	0	0	1	0	5.7	
at Louisville	12/03/2024		18:00	5-8	.625	1-3	.333	0-0	.000	0	1	1	2.8	3	0	0	0	1	11	6.4	
Lindenwood	12/07/2024	*	22:12	5-12	.417	1-6	.167	0-0	.000	0	2	2	2.7	1	0	0	0	3	11	6.9	
vs Southern Miss.	12/14/2024	*	26:26	4-9	.444	0-3	.000	1-2	.500	3	8	11	3.5	1	3	1	0	0	9	7.1	
Southern U.	12/17/2024	*	25:41	2-9	.222	1-5	.200	2-4	.500	2	5	7	3.8	4	0	2	2	2	7	7.1	
Queens (NC)	12/21/2024	*	20:00	2-5	.400	0-1	.000	1-2	.500	1	3	4	3.8	0	6	0	0	0	5	6.9	
at Memphis	12/28/2024		20:09	1-6	.167	1-4	.250	2-2	1.000	0	1	1	3.6	1	2	0	0	0	5	6.8	
Georgia	01/04/2025	*	33:45	2-6	.333	0-2	.000	3-4	.750	1	5	6	3.8	2	2	0	0	1	7	6.8	
at Arkansas	01/08/2025	*	18:56	2-3	.667	1-1	1.000	0-0	.000	0	0	0	3.5	1	0	1	0	0	5	6.7	
LSU	01/11/2025	*	18:58	1-2	.500	0-0	.000	0-0	.000	0	2	2	3.4	4	0	1	0	2	2	6.4	
at Alabama	01/14/2025	*	22:06	0-0	.000	0-0	.000	0-0	.000	0	0	0	3.2	2	0	0	0	3	0	6.0	
at Mississippi St.	01/18/2025	*	12:51	1-1	1.000	0-0	.000	0-0	.000	0	1	1	3.1	2	0	0	0	0	2	5.8	
Texas A&M	01/22/2025		24:55	1-7	.143	1-5	.200	0-1	.000	1	2	3	3.1	1	3	1	1	1	3	5.6	
at Missouri	01/25/2025		13:14	1-2	.500	0-1	.000	1-1	1.000	0	4	4	3.2	1	0	1	0	1	3	5.5	
Texas	01/29/2025		20:04	0-3	.000	0-2	.000	6-6	1.000	0	5	5	3.2	3	2	1	0	0	6	5.5	
Auburn	02/01/2025		19:35	1-3	.333	0-2	.000	2-2	1.000	0	5	5	3.3	2	0	0	1	1	4	5.5	
Kentucky	02/04/2025		19:09	2-4	.500	0-1	.000	2-2	1.000	0	2	2	3.3	1	1	0	0	1	6	5.5	
at LSU	02/08/2025		08:44	1-4	.250	0-2	.000	0-0	.000	0	3	3	3.3	3	0	1	0	0	2	5.3	
at South Carolina	02/12/2025		24:41	2-4	.500	1-2	.500	0-0	.000	0	3	3	3.2	1	0	0	1	0	5	5.3	
Mississippi St.	02/15/2025		22:10	2-5	.400	0-1	.000	3-4	.750	0	4	4	3.3	3	0	1	0	0	7	5.4	
Totals			10	531:16	50-127	.394	11-58	.190	29-38	.763	19	66	85	3.3	51	27	14	9	22	140	5.4

Player Averages

Games Played	Minutes/game	Points/game	FG Pct	3FG Pct	FT Pct	Rebounds/game	Assists/game	Turnovers/game	Assist/Turnover ratio	Steals/game	Blocks/game
26	20.4	5.4	39.4	19.0	76.3	3.3	1.0	0.5	1.9	0.8	0.3

CAREER STATS

				Field Goals		3-Point		F-Throws		Rebounds								Scoring		
SEASON	TEAM	GP-GS	MIN/AVG	FG-FGA	FG%	3FG-3FGA	3FG%	FT-FTA	FT%	OFF	DEF	TOT	AVG	PF-FO	A	TO	BLK	STL	PTS	AVG
2021-22	TSU	17-0	149/8.8	15-37	.405	0-7	.000	6-9	.667	10	14	24	1.4	10-0	5	6	1	2	36	2.1
2022-23	TSU	33-32	1063/32.2	156-354	.441	22-80	.275	110-141	.780	46	100	146	4.4	74-1	65	79	6	28	444	13.5
2023-24	SHSU	33-33	1017/30.8	149-354	.421	59-151	.391	87-104	.837	15	101	116	3.5	64-1	54	58	7	22	444	13.5
2024-25	UM	26-10	531/20.4	50-127	.394	11-58	.190	29-38	.763	19	66	85	3.3	51-0	27	14	9	22	140	5.4
TOTAL FOR UM		26-10	531/20.4	50-127	.394	11-58	.190	29-38	.763	19	66	85	3.3	51-0	27	14	9	22	140	5.4
TOTAL		109-75	2761/25.3	370-872	.424	92-296	.311	232-292	.795	90	281	371	3.4	199-2	151	157	23	74	1064	9.8

THE BANRES FILE	
BIRTHDAY	NOVEMBER 21, 2002
MAJOR	BUSINESS

CAREER HIGHS	
Points:	30, at Samford (11/20/22)
Rebounds:	11, vs. Southern Miss (12/14/24)
Assists:	8, vs. Jackson St. (1/16/23)
Steals:	3, 3x, MR: at #4 Alabama (1/14/25)
Blocks:	3, 2x, MR: vs. Long Island (11/4/24)
Field Goals:	10, at Samford (11/20/22)
Free Throws:	10, at Ark.-Pine Bluff (1/7/23)
Three Pointers:	5, vs. Middle Tenn. St. (3/2/24)

SEASON HIGHS	
Points:	13, vs. Oral Roberts (11/21/24)
Rebounds:	11, vs. Southern Miss (12/14/24)
Assists:	6, vs. Queens (12/21/24)
Steals:	3, 2x, MR: at #4 Alabama (1/14/25)
Blocks:	3, vs. Long Island (11/4/24)
Field Goals:	5, 2x, MR: vs. Lindenwood (12/7/24)
Free Throws:	6, vs. Texas (1/29/25)
Three Pointers:	1, 9x, MR: at South Carolina (2/12/25)

SEASON SUPERLATIVES	
Double-Figure Points:	3x
Double-Figure Rebounds:	1x
Double-Doubles:	--
5+ Rebounds:	7x
5+Assists:	1x
Led Team in Points:	--
Led Team in Rebounds:	3x
Led Team in Assists:	1x

8 Eduardo KLAFFE

Franca SP, Brazil • NBA Academy Latin America

Freshman • Guard • 6-5 • 195



BIO

HIGH SCHOOL: Prepped at the prestigious NBA Academy Latin America ... Ranked No. 120 in the nation by On3, and the seventh-best combo guard in the class of 2024 ... Listed as the top player out of Brazil in the class of 2024 by 247Sports ... Represented Brazil on the national stage, playing in U19 games as a 17 year-old.

PERSONAL: Son of Rogerio Klafke and Leticia Bersch Klafke ... Has one sibling, Lauren ... Born on November 11, 2005 ... Father, Rogerio Klafke, played on the Brazilian National Team in the 1996 Olympics, and FIBA World Cup in 1994, 1998, and 2002 ... Studying multi-disciplinary studies at Ole Miss.

SEASON GAME-BY-GAME

Opponent	Date	GS	MIN	Total		3-Pointers		Free throws		Rebounds				PF	A	TO	BLK	STL	PTS	AVG
				FG-FGA	PCT	3FG-3FGA	PCT	FT-FTA	PCT	OFF	DEF	TOT	AVG							
LIU	11/04/2024		09:38	0-1	.000	0-0	.000	2-2	1.000	0	1	1	1.0	1	1	0	1	0	2	2.0
Grambling	11/08/2024		06:08	0-1	.000	0-1	.000	0-0	.000	0	0	0	0.5	1	0	0	0	0	0	1.0
South Alabama	11/12/2024		08:11	0-0	.000	0-0	.000	0-0	.000	0	0	0	0.3	1	2	2	0	1	0	0.7
vs Colorado St.	11/16/2024		04:32	0-0	.000	0-0	.000	0-0	.000	0	0	0	0.3	2	0	0	0	0	0	0.5
Oral Roberts	11/21/2024		17:19	1-2	.500	1-2	.500	2-3	.667	1	1	2	0.6	1	1	0	0	0	5	1.4
vs BYU	11/28/2024		07:55	0-0	.000	0-0	.000	0-0	.000	0	1	1	0.7	1	0	0	0	1	0	1.2
vs Purdue	11/29/2024		15:38	3-4	.750	2-3	.667	0-0	.000	0	2	2	0.9	0	0	0	0	0	8	2.1
at Louisville	12/03/2024		18:07	3-3	1.000	2-2	1.000	0-0	.000	1	0	1	0.9	1	0	0	0	1	8	2.9
Lindenwood	12/07/2024		18:45	1-1	1.000	1-1	1.000	0-0	.000	0	2	2	1.0	0	1	0	0	0	3	2.9
vs Southern Miss.	12/14/2024		18:04	1-3	.333	1-3	.333	0-0	.000	0	2	2	1.1	2	1	0	0	1	3	2.9
Southern U.	12/17/2024		15:09	0-0	.000	0-0	.000	0-0	.000	0	1	1	1.1	1	2	0	0	2	0	2.6
Queens (NC)	12/21/2024		16:32	1-2	.500	1-2	.500	0-0	.000	1	1	2	1.2	0	0	1	2	0	3	2.7
at Memphis	12/28/2024		16:29	2-2	1.000	2-2	1.000	0-0	.000	0	1	1	1.2	1	1	2	2	0	6	2.9
Georgia	01/04/2025		06:00	0-0	.000	0-0	.000	0-0	.000	0	0	0	1.1	1	0	0	0	1	0	2.7
at Arkansas	01/08/2025		11:05	2-3	.667	1-2	.500	0-0	.000	0	2	2	1.1	0	0	0	0	0	5	2.9
LSU	01/11/2025		06:45	0-0	.000	0-0	.000	0-2	.000	1	1	2	1.2	1	2	0	0	2	0	2.7
at Alabama	01/14/2025		05:30	0-0	.000	0-0	.000	0-0	.000	0	1	1	1.2	3	0	0	0	1	0	2.5
at Mississippi St.	01/18/2025		15:34	1-2	.500	1-2	.500	0-0	.000	0	3	3	1.3	1	1	0	0	0	3	2.6
Texas A&M	01/22/2025		05:11	0-1	.000	0-1	.000	0-0	.000	1	1	2	1.3	0	0	1	0	0	0	2.4
at Missouri	01/25/2025		13:16	0-2	.000	0-2	.000	0-0	.000	0	0	0	1.3	2	0	0	0	1	0	2.3
Texas	01/29/2025		07:45	0-0	.000	0-0	.000	0-0	.000	1	0	1	1.2	0	0	2	0	0	0	2.2
Auburn	02/01/2025		03:28	0-0	.000	0-0	.000	0-0	.000	0	0	0	1.2	0	0	1	0	0	0	2.1
Kentucky	02/04/2025		03:32	0-1	.000	0-0	.000	0-0	.000	0	0	0	1.1	1	0	0	0	0	0	2.0
at LSU	02/08/2025		05:56	0-0	.000	0-0	.000	0-0	.000	0	0	0	1.1	2	0	0	0	0	0	1.9
at South Carolina	02/12/2025		02:45	0-0	.000	0-0	.000	0-0	.000	0	0	0	1.0	0	0	0	0	0	0	1.8
Mississippi St.	02/15/2025		10:01	0-0	.000	0-0	.000	0-2	.000	0	0	0	1.0	2	1	1	0	0	0	1.8
Totals			0 269:16	15-28	.536	12-23	.522	4-9	.444	6	20	26	1.0	25	13	10	5	11	46	1.8

Player Averages

Games Played	Minutes/game	Points/game	FG Pct	3FG Pct	FT Pct	Rebounds/game	Assists/game	Turnovers/game	Assist/Turnover ratio	Steals/game	Blocks/game
26	10.4	1.8	53.6	52.2	44.4	1.0	0.5	0.4	1.3	0.4	0.2

CAREER STATS

				Field Goals		3-Point		F-Throws		Rebounds				Scoring						
SEASON	TEAM	GP-GS	MIN/AVG	FG-FGA	FG%	3FG-3FGA	3FG%	FT-FTA	FT%	OFF	DEF	TOT	AVG	PF-FO	A	TO	BLK	STL	PTS	AVG
2024-25	UM	26-0	269/10.4	15-28	.536	12-23	.522	4-9	.444	6	20	26	1.0	25-0	13	10	5	11	46	1.8
TOTAL		26-0	269/10.4	15-28	.536	12-23	.522	4-9	.444	6	20	26	1.0	25-0	13	10	5	11	46	1.8

THE KLAFFE FILE

BIRTHDAY	NOVEMBER 11, 2005
MAJOR	MULTI-DISCIPLINARY STUDIES

CAREER HIGHS

Points: 8, vs. #12 Purdue (11/29/24)
Rebounds: 3, at #15 Mississippi State (1/18/25)
Assists: 2, 3x, MR: vs. LSU (1/11/25)
Steals: 2, 2x, MR: vs. LSU (1/11/25)
Blocks: 2, 2x, MR: at Memphis (12/28/24)
Field Goals: 3, 2x, MR: at Louisville (12/3/24)
Free Throws: 2, 2x, MR: vs. Oral Roberts (11/21/24)
Three Pointers: 2, 3x, MR: at Memphis (12/28/24)

SEASON HIGHS

Points: 8, vs. #12 Purdue (11/29/24)
Rebounds: 3, at #15 Mississippi State (1/18/25)
Assists: 2, 3x, MR: vs. LSU (1/11/25)
Steals: 2, 2x, MR: vs. LSU (1/11/25)
Blocks: 2, 2x, MR: at Memphis (12/28/24)
Field Goals: 3, 2x, MR: at Louisville (12/3/24)
Free Throws: 2, 2x, MR: vs. Oral Roberts (11/21/24)
Three Pointers: 2, 3x, MR: at Memphis (12/28/24)


SEASON SUPERLATIVES

Double-Figure Points: --
Double-Figure Rebounds: --
Double-Doubles: --
5+ Rebounds: --
5+ Assists: --
Led Team in Points: --
Led Team in Rebounds: --
Led Team in Assists: --

10 John BOL

Boma, South Sudan • Overtime Elite

Freshman • Forward • 7-2 • 210



BIO

HIGH SCHOOL: Ranked as the second-highest recruit in program history according to 247Sports ... Listed as a consensus four-star recruit by On3, 247Sports, Rivals, and ESPN ... Ranked as high as No. 54 nationally by both On3 and ESPN ... Listed as the top recruit from the state of Georgia by ESPN ... Ranked the eighth-best center in the 2024 class according to ESPN ... Selected to play in the 2024 McDonald's

All-American game, the second Ole Miss signee to earn the prestigious honor in the last four years ... Averaged 10.6 points, 9.9 rebounds, and 1.8 blocks per game as a senior with Overtime Elite.

PERSONAL: Born on September 20, 2004 ... Has one sibling, James ... Majoring in entrepreneurship at Ole Miss.

SEASON GAME-BY-GAME

Opponent	Date	GS	MIN	Total		3-Pointers		Free throws		Rebounds				PF	A	TO	BLK	STL	PTS	AVG
				FG-FGA	PCT	3FG-3FGA	PCT	FT-FTA	PCT	OFF	DEF	TOT	AVG							
LIU	11/04/2024		07:27	1-1	1.000	0-0	.000	0-0	.000	1	3	4	4.0	1	0	0	2	0	2	2.0
Oral Roberts	11/21/2024		08:13	2-3	.667	0-0	.000	0-0	.000	0	1	1	2.5	1	0	2	1	0	4	3.0
at Louisville	12/03/2024		02:17	0-0	.000	0-0	.000	0-0	.000	0	0	0	1.7	0	0	0	0	0	0	2.0
Lindenwood	12/07/2024		05:23	0-0	.000	0-0	.000	0-0	.000	0	0	0	1.3	1	0	0	0	0	0	1.5
vs Southern Miss.	12/14/2024		06:53	1-3	.333	0-0	.000	2-4	.500	1	0	1	1.2	1	0	1	0	0	4	2.0
Southern U.	12/17/2024		01:10	0-0	.000	0-0	.000	0-0	.000	0	0	0	1.0	0	0	0	0	0	0	1.7
Queens (NC)	12/21/2024		02:52	1-1	1.000	0-0	.000	0-0	.000	0	0	0	0.9	0	0	0	0	0	2	1.7
at Memphis	12/28/2024		09:05	2-3	.667	0-0	.000	0-0	.000	2	0	2	1.0	2	0	0	0	0	4	2.0
Georgia	01/04/2025		02:38	0-0	.000	0-0	.000	0-0	.000	0	0	0	0.9	0	0	0	0	0	0	1.8
at Arkansas	01/08/2025		03:51	0-0	.000	0-0	.000	0-0	.000	0	0	0	0.8	0	0	0	1	0	0	1.6
LSU	01/11/2025		00:42	0-0	.000	0-0	.000	0-0	.000	0	0	0	0.7	0	0	0	0	0	0	1.5
at Alabama	01/14/2025		00:10	0-0	.000	0-0	.000	0-0	.000	0	0	0	0.7	0	0	0	0	0	0	1.3
at Missouri	01/25/2025		03:17	0-0	.000	0-0	.000	0-0	.000	0	1	1	0.7	0	0	0	1	0	0	1.2
Mississippi St.	02/15/2025		01:27	0-0	.000	0-0	.000	0-0	.000	0	1	1	0.7	0	0	0	0	0	0	1.1
Totals		0	55:25	7-11	.636	0-0	.000	2-4	.500	4	6	10	0.7	6	0	3	5	0	16	1.1

Player Averages											
Games Played	Minutes/ game	Points/ game	FG Pct	3FG Pct	FT Pct	Rebounds/ game	Assists/ game	Turnovers/ game	Assist/Turnover ratio	Steals/ game	Blocks/ game
14	4.0	1.1	63.6	0.0	50.0	0.7	0.0	0.2	0.0	0.0	0.4

CAREER STATS

				Field Goals		3-Point		F-Throws		Rebounds										Scoring	
SEASON	TEAM	GP-GS	MIN/AVG	FG-FGA	FG%	3FG-3FGA	3FG%	FT-FTA	FT%	OFF	DEF	TOT	AVG	PF-FO	A	TO	BLK	STL	PTS	AVG	
2024-25	UM	14-0	55/4.0	7-11	.636	0-0	.000	2-4	.500	4	6	10	0.7	6-0	0	3	5	0	16	1.1	
TOTAL		14-0	55/4.0	7-11	.636	0-0	.000	2-4	.500	4	6	10	0.7	6-0	0	3	5	0	16	1.1	

THE BOL FILE

BIRTHDAY

SEPTEMBER 20, 2004

MAJOR

ENTREPRENEURSHIP

CAREER HIGHS

Points: 4, 3x, MR: at Memphis (12/28/24)

Rebounds: 4, vs. Long Island (11/4/24)

Assists: --

Steals: --

Blocks: 2, vs. Long Island (11/4/24)

Field Goals: 2, 2x, MR: at Memphis (12/28/24)

Free Throws: 2, vs. Southern Miss (12/14/24)

Three Pointers: --

SEASON HIGHS

Points: 4, 3x, MR: at Memphis (12/28/24)

Rebounds: 4, vs. Long Island (11/4/24)

Assists: --

Steals: --

Blocks: 2, vs. Long Island (11/4/24)

Field Goals: 2, 2x, MR: at Memphis (12/28/24)

Free Throws: 2, vs. Southern Miss (12/14/24)

Three Pointers: --

SEASON SUPERLATIVES

Double-Figure Points: --

Double-Figure Rebounds: --

Double-Doubles: --

5+ Rebounds: --

5+ Assists: --

Led Team in Points: --

Led Team in Rebounds: --

Led Team in Assists: --

11 Matthew MURRELL

Memphis, Tenn. • IMG Academy

Senior • Guard • 6-4 • 205



BIO

2023-24 (SENIOR): Named Second Team All-SEC (Coaches) and NABC All-District Second Team ... Started in all 32 games for Ole Miss ... Averaged 32.9 minutes per game, fifth-most in the SEC ... Led the Rebels in scoring with 16.2 points per game, ending the regular season ninth in the SEC ... Led the team with 50 steals, averaging 1.6 per game, ranked seventh in the SEC ... Connected on a team-high 78 makes from three, tied for the 10th-most in a single season in school history ... Average of 2.4 three-pointers made per game ranked fifth in the conference ... Finished the regular season 10th in the SEC with a field goal percentage of 46.4 ... Against NC State on November 28, scored his 1,000th career point to become the 42nd player in Ole Miss history to hit that mark ... On December 19 against Troy, collected 10 steals, setting a new program record for most in a single game and tying him for the most ever in the SEC ... Finished the season 16th in program history with 1,444 career points and fifth in made three-point field goals with 218.

JUNIOR (2022-23): Played in 30 games for the Rebels, making 29 starts ... Averaged a team-best 34.3 minutes per game, which ranked second in the SEC ... Led the team in scoring with an average of 14.4 points per game ... Grabbed 2.9 rebounds and dished out a team-best 2.6 assists per game ... Finished second on the team in steals with 34 ... Hit a team-best 62 three pointers on the season ... Scored in double figures 23 times on the season, hitting 20 points or more in eight contests.

SOPHOMORE (2021-22): Started in 24 of his 31 appearances for the Rebels ... Finished the year averaging 12.1 points per game, 3.0 rebounds per game, 1.7 assists per game and 0.8 steals per game ... Closed out the season with double-digit scoring performances in eight of his last nine games of the season including scoring 20 against Texas A&M and 25 against Kentucky in

back-to-back contests ... Earned the No. 4 spot in the Sportscenter Top 10 (Nov. 30) following his windmill dunk against Rider ... Named to SEC Winter Academic Honor Roll.

FRESHMAN (2020-21): One of four Rebels to play in all 28 games, making three starts ... Averaged 4.2 ppg and 2.0 rpg ... In the opening round of the NIT versus Louisiana Tech, tallied nine points to go along with career bests in rebounds (7), assists (3) and blocks (2) ... Named to the SEC First-Year Academic Honor Roll.

HIGH SCHOOL: Rated as a four-star guard by 247Sports, ESPN and Rivals ... Ranked as the No. 39 player in the country by ESPN and 247Sports' composite rankings ... No. 2 prospect out of Tennessee ... Spent his final season at IMG Academy in Bradenton, Florida ... Played his first three high school seasons at Whitehaven High School in Memphis ... As a junior, averaged 20.1 ppg, 4.0 rpg and 3.2 apg ... First-team all-metro selection ... As a sophomore, averaged 15.4 ppg to guide Whitehaven to the Class AAA Championship game and earned all-region honors ... Averaged 15.2 ppg, 2.0 rpg and 1.2 apg as a member of Team Thad at the AAU level, leading the team to the 2019 Under Armour Association national championship.

PERSONAL: Son of Carl Murrell and Gladys Robinson ... Has three brothers, Carl Jr., Cameron and Joshua ... His older brother Carl attended Ole Miss ... Full name is Matthew Everett Murrell ... Born December 19, 2001 ... Earned degree from Ole Miss in public health and health sciences with an emphasis on community health ... Currently pursuing a master's degree in intercollegiate athletic administration.

SEASON GAME-BY-GAME

Opponent	Date	GS	MIN	Total		3-Pointers		Free throws		Rebounds			PF	A	TO	BLK	STL	PTS	AVG		
				FG-FA	PCT	3FG-3FA	PCT	FT-FTA	PCT	OFF	DEF	TOT								AVG	
LIU	11/04/2024	*	30:14	3-8	.375	1-4	.250	4-4	1.000	1	2	3	3.0	1	3	1	1	2	11	11.0	
Grambling	11/08/2024	*	33:25	4-11	.364	0-3	.000	0-3	.000	3	1	4	3.5	4	4	1	0	7	8	9.5	
vs Colorado St.	11/16/2024	*	31:55	3-9	.333	2-3	.667	2-2	1.000	1	2	3	3.3	2	1	1	0	0	10	9.7	
Oral Roberts	11/21/2024	*	27:45	7-14	.500	2-6	.333	3-4	.750	0	0	0	2.5	2	4	1	0	3	19	12.0	
vs BYU	11/28/2024	*	35:24	6-11	.545	0-3	.000	6-6	1.000	0	3	3	2.6	2	0	1	0	2	18	13.3	
vs Purdue	11/29/2024	*	32:43	5-11	.455	4-10	.400	0-0	.000	0	0	0	2.2	3	0	1	0	2	14	13.2	
at Louisville	12/03/2024	*	26:14	4-7	.571	0-2	.000	0-0	.000	0	5	5	2.6	1	0	0	1	1	8	12.6	
Queens (NC)	12/21/2024	*	22:33	4-8	.500	2-4	.500	0-0	.000	2	4	6	3.0	3	3	0	0	1	10	12.3	
at Memphis	12/28/2024	*	29:52	3-11	.273	1-4	.250	0-2	.000	0	2	2	2.9	4	2	0	1	4	7	11.7	
Georgia	01/04/2025	*	33:48	5-8	.625	0-2	.000	5-6	.833	1	5	6	3.2	1	3	1	0	1	15	12.0	
at Arkansas	01/08/2025	*	27:35	3-7	.429	2-5	.400	1-2	.500	0	4	4	3.3	2	0	0	0	1	9	11.7	
LSU	01/11/2025	*	30:56	3-10	.300	2-6	.333	1-2	.500	1	3	4	3.3	0	6	3	0	1	9	11.5	
at Alabama	01/14/2025	*	33:55	3-9	.333	2-6	.333	3-4	.750	0	1	1	3.2	1	0	1	0	3	11	11.5	
at Mississippi St.	01/18/2025	*	28:43	5-10	.500	2-4	.500	3-4	.750	2	2	4	3.2	2	1	0	0	1	15	11.7	
Texas A&M	01/22/2025	*	21:33	1-9	.111	1-6	.167	2-2	1.000	0	3	3	3.2	0	4	1	1	3	5	11.3	
at Missouri	01/25/2025	*	37:13	5-13	.385	2-5	.400	0-0	.000	2	4	6	3.4	3	2	1	0	3	12	11.3	
Texas	01/29/2025	*	25:53	1-4	.250	0-2	.000	1-2	.500	1	2	3	3.4	3	4	0	0	2	3	10.8	
Auburn	02/01/2025	*	31:03	4-6	.667	2-4	.500	7-9	.778	0	4	4	3.4	1	1	0	0	1	17	12.1	
Kentucky	02/04/2025	*	35:30	8-13	.615	6-11	.545	2-2	1.000	1	4	5	3.5	1	3	0	0	1	24	11.8	
at LSU	02/08/2025	*	35:35	2-7	.286	0-3	.000	6-6	1.000	1	8	9	3.8	1	1	2	1	1	10	11.8	
at South Carolina	02/12/2025	*	32:08	3-6	.500	1-1	1.000	3-3	1.000	0	2	2	3.7	1	2	0	0	1	10	11.7	
Mississippi St.	02/15/2025	*	27:40	2-6	.333	0-3	.000	2-2	1.000	1	5	6	3.8	3	3	0	0	2	6	11.4	
Totals			21	671:36	84-198	.424	32-97	.330	51-65	.785	17	66	83	3.8	41	47	15	5	43	251	11.4

Player Averages

Games Played	Minutes/game	Points/game	FG Pct	3FG Pct	FT Pct	Rebounds/game	Assists/game	Turnovers/game	Assist/Turnover ratio	Steals/game	Blocks/game
22	30.5	11.4	42.4	33.0	78.5	3.8	2.1	0.7	3.1	2.0	0.2

CAREER STATS

				Field Goals		3-Point		F-Throws		Rebounds										Scoring	
SEASON	TEAM	GP-GS	MIN/AVG	FG-FGA	FG%	3FG-3FGA	3FG%	FT-FTA	FT%	OFF	DEF	TOT	AVG	PF-FO	A	TO	BLK	STL	PTS	AVG	
2020-21	UM	28-3	483/17.2	42-130	.323	19-61	.311	15-27	.556	16	40	56	2.0	29-0	22	39	8	13	118	4.2	
2021-22	UM	31-24	917/29.6	123-288	.427	59-153	.386	69-92	.750	14	79	93	3.0	52-0	53	41	4	24	374	12.1	
2022-23	UM	30-29	1032/34.4	140-384	.365	62-204	.304	91-108	.843	22	82	104	3.5	56-3	79	58	5	34	433	14.4	
2023-24	UM	32-32	1052/32.9	178-384	.464	78-196	.398	85-115	.739	18	98	116	3.6	64-1	76	54	8	50	519	16.2	
2024-25	UM	22-21	672/30.5	84-198	.424	32-97	.330	51-65	.785	17	66	83	3.8	41-0	47	15	5	43	251	11.4	
TOTAL		143-109	4156/29.1	567-1384	.410	250-711	.352	311-407	.764	87	365	452	3.2	242-4	277	207	30	164	1695	11.9	

THE MURRELL FILE

BIRTHDAY	DECEMBER 19, 2001
MAJOR	ATHLETIC ADMINISTRATION (MASTER'S)

CAREER HIGHS

Points: 31, vs. Mississippi St. (1/08/22)
Rebounds: 9, 4x, MR: at LSU (2/8/25)
Assists: 7, vs. FAU (11/11/22)
Steals: 10, vs. Troy (12/19/23)
Blocks: 2, 3x, MR: vs. Arkansas (1/24/24)
Field Goals: 10, vs. Mississippi St. (1/08/22)
Free Throws: 9, 2x, MR: at Auburn (2/22/23)
Three Pointers: 8, vs. Texas A&M (2/28/23)

SEASON HIGHS

Points: 24, vs. #14 Kentucky (2/4/25)
Rebounds: 9, at LSU (2/8/25)
Assists: 6, vs. LSU (1/11/25)
Steals: 7, vs. Grambling State (11/8/24)
Blocks: 1, 5x, MR: at LSU (2/8/25)
Field Goals: 8, vs. #14 Kentucky (2/4/25)
Free Throws: 7, vs. #1 Auburn (2/1/25)
Three Pointers: 6, vs. #14 Kentucky (2/4/25)

SEASON SUPERLATIVES

Double-Figure Points: 14x
Double-Figure Rebounds: --
Double-Doubles: --
5+ Rebounds: 7x
5+ Assists: --
Led Team in Points: 3x
Led Team in Rebounds: 3x
Led Team in Assists: 3x

14

Dre DAVIS

Indianapolis, Ind. • Lawrence Central • Seton Hall

Senior • Guard • 6-6 • 215

BIO

AT SETON HALL - 2023-24 (SENIOR*) AND 2022-23 (JUNIOR): In two seasons at Seton Hall, played in 60 games while scoring 774 points with 297 rebounds, 75 assists, 46 steals and 57 blocks ... Named to the 2024 NIT All-Tournament Team after averaging 16.6 points, 6.8 rebounds, and 2.6 blocks per game ... Played in all 37 games for Seton Hall, making 36 starts as senior ... Tied for second on the team in scoring with an average of 15.0 points per game and third on the team in rebounding at 5.9 per contest ... Finished second on the team in blocks with 49, with his average of 1.3 per game ranking fifth in the Big East ... One of just six Big East players since 2010-11 to average 16 or more points, shoot 50 percent or better from the field, and 80 percent or better from the free throw line in conference play ... Ranked fourth in conference games in the Big East in field goal percentage at 51.5 percent ... Fifth in the Big East in free throw percentage ... Capped off his incredible run in the NIT with 18 points and three blocks to help Seton Hall claim the title over Indiana State on April 4 ... Saw action in 23 games, making one start as junior ... Averaged 9.6 points and 3.3 rebounds per game while shooting 51.7 percent from the floor.

AT LOUISVILLE - 2021-22 (SOPHOMORE) AND 2020-21 (FRESHMAN): Spent the first two years of his collegiate career at Louisville, playing in 50 games while scoring 370 points and grabbing 154 rebounds

... Played in 30 games, making 23 starts as sophomore ... Averaged 7.4 points and 3.0 rebounds per game ... Played in 20 games and made 17 starts as a freshman ... Averaged 7.4 points and 3.2 boards per contest ... Finished third on the team in offensive rebounds on the season with 34.

HIGH SCHOOL: Ranked as the No. 3 player in the state of Indiana and the No. 122 recruit in the nation according to On3 ... Ranked the No. 100 recruit in the nation and No. 4 player in Indiana by ESPN ... Averaged 21.5 points, 8.7 rebounds, 2.8 assists, 1.2 blocks, and 1.2 steals per game as a senior ... Helped lead his team to a 22-3 record ... Shot 57.3 percent from the field, 36.3 percent from three, and 80.2 percent from the free throw line ... Scored 1,192 points and grabbed 516 rebounds during his high school career ... Over three seasons, helped lead his high school to a record of 60-14 ... Honored on the 2020 IBCA/ Subway Supreme 15 Senior Indiana All-State Team ... A finalist for Indiana's Mr. Basketball award.

PERSONAL: Son of Carlonda and D'Andre Davis ... Has one brother, Tae, who plays basketball at Notre Dame ... Born on August 23, 2001 ... Currently pursuing a master's degree in intercollegiate athletic administration.

SEASON GAME-BY-GAME

Opponent	Date	GS	MIN	Total		3-Pointers		Free throws		Rebounds				PF	A	TO	BLK	STL	PTS	AVG	
				FG-FGA	PCT	3FG-3FGA	PCT	FT-FTA	PCT	OFF	DEF	TOT	AVG								
LIU	11/04/2024	*	23:05	5-9	.556	0-0	.000	1-2	.500	2	3	5	5.0	4	0	2	1	11	11.0		
Grambling	11/08/2024	*	25:51	4-7	.571	2-3	.667	3-4	.750	0	4	4	4.5	3	1	1	0	13	12.0		
South Alabama	11/12/2024	*	21:44	1-7	.143	0-3	.000	2-4	.500	4	1	5	4.7	2	0	0	0	4	9.3		
vs Colorado St.	11/16/2024	*	23:01	4-10	.400	1-4	.250	2-3	.667	3	1	4	4.5	2	1	1	1	2	11	9.8	
vs BYU	11/28/2024	*	32:48	4-9	.444	0-1	.000	10-14	.714	1	5	6	4.8	4	1	1	0	3	18	11.4	
vs Purdue	11/29/2024	*	31:29	2-11	.182	1-4	.250	4-5	.800	3	3	6	5.0	2	3	0	0	9	11.0		
at Louisville	12/03/2024	*	22:20	9-12	.750	2-3	.667	0-0	.000	1	3	4	4.9	3	2	0	1	0	20	12.3	
Lindenwood	12/07/2024	*	28:59	4-8	.500	0-2	.000	4-6	.667	2	4	6	5.0	1	2	3	3	1	12	12.3	
vs Southern Miss.	12/14/2024	*	22:19	2-6	.333	0-0	.000	2-4	.500	4	3	7	5.2	0	2	1	1	0	6	11.6	
Southern U.	12/17/2024	*	31:08	6-11	.545	2-4	.500	0-0	.000	0	3	3	5.0	1	1	2	2	3	14	11.8	
Queens (NC)	12/21/2024	*	30:30	4-7	.571	1-3	.333	2-3	.667	2	4	6	5.1	4	2	2	2	1	11	11.7	
at Memphis	12/28/2024	*	19:34	1-5	.200	0-2	.000	0-0	.000	2	2	4	5.0	3	2	2	1	1	2	10.9	
Georgia	01/04/2025	*	30:25	2-4	.500	1-2	.500	4-7	.571	1	3	4	4.9	3	2	5	5	2	9	10.8	
at Arkansas	01/08/2025	*	19:37	2-4	.500	0-2	.000	6-8	.750	2	5	7	5.1	3	1	1	0	1	10	10.7	
LSU	01/11/2025	*	32:06	3-4	.750	2-2	1.000	2-2	1.000	2	4	6	5.1	3	1	1	0	1	10	10.7	
at Alabama	01/14/2025	*	24:43	1-5	.200	0-0	.000	0-0	.000	2	1	3	5.0	5	3	1	1	3	2	10.1	
at Mississippi St.	01/18/2025	*	28:34	2-7	.286	1-4	.250	0-0	.000	1	2	3	4.9	5	2	3	1	3	5	9.8	
Texas A&M	01/22/2025	*	21:08	2-5	.400	0-1	.000	0-0	.000	0	2	2	4.7	2	1	1	1	0	4	9.5	
Texas	01/29/2025	*	32:41	6-11	.545	2-4	.500	3-4	.750	1	6	7	4.8	2	0	0	2	1	17	9.9	
Auburn	02/01/2025	*	14:39	2-4	.500	0-1	.000	1-2	.500	1	1	2	4.7	5	0	0	1	0	5	9.7	
Kentucky	02/04/2025	*	26:06	7-10	.700	1-2	.500	2-2	1.000	1	2	3	4.6	3	0	0	0	0	17	10.0	
at LSU	02/08/2025	*	33:21	8-16	.500	0-2	.000	6-10	.600	4	3	7	4.7	2	0	0	0	1	22	10.5	
at South Carolina	02/12/2025	*	17:08	5-9	.556	0-0	.000	2-2	1.000	2	2	4	4.7	4	0	1	0	1	12	10.6	
Mississippi St.	02/15/2025	*	25:25	3-8	.375	0-2	.000	0-0	.000	2	1	3	4.6	1	4	2	2	0	6	10.4	
Totals			24	618:41	89-189	.471	16-51	.314	56-82	.683	43	68	111	4.6	67	31	30	26	25	250	10.4

Player Averages

Games Played	Minutes/game	Points/game	FG Pct	3FG Pct	FT Pct	Rebounds/game	Assists/game	Turnovers/game	Assist/Turnover ratio	Steals/game	Blocks/game
24	25.8	10.4	47.1	31.4	68.3	4.6	1.3	1.3	1.0	1.0	1.1

CAREER STATS

				Field Goals		3-Point		F-Throws		Rebounds									Scoring	
SEASON	TEAM	GP-GS	MIN/AVG	FG-FGA	FG%	3FG-3FGA	3FG%	FT-FTA	FT%	OFF	DEF	TOT	AVG	PF-FO	A	TO	BLK	STL	PTS	AVG
2020-21	LOU	20-17	576/28.8	50-127	.394	12-48	.250	36-48	.750	34	29	63	3.2	50-1	22	33	6	11	148	7.4
2021-22	LOU	30-23	598/19.9	85-199	.427	11-53	.208	41-55	.745	41	50	91	3.0	62-1	25	41	15	17	222	7.4
2022-23	SHU	23-1	432/18.8	76-147	.517	18-44	.409	50-58	.862	19	58	77	3.3	43-0	15	38	8	12	220	9.6
2023-24	SHU	37-36	1219/33.0	207-421	.492	35-100	.350	105-125	.840	66	154	220	5.9	84-2	60	56	49	34	554	15.0
2024-25	UM	24-24	619/25.8	89-189	.471	16-51	.314	56-82	.683	43	68	111	4.6	67-3	31	30	26	25	250	10.4
TOTAL FOR UM		24-24	619/25.8	89-189	.471	16-51	.314	56-82	.683	43	68	111	4.6	67-3	31	30	26	25	250	10.4
TOTAL		134-101	3444/25.7	507-1083	.468	92-296	.311	288-368	.783	203	359	562	4.2	306-7	153	198	104	99	1394	10.4

THE DAVIS FILE	
BIRTHDAY	AUGUST 23, 2001
MAJOR	ATHLETIC ADMINISTRATION (MASTER'S)

CAREER HIGHS	
Points:	28, vs. DePaul (3/9/24)
Rebounds:	12, at DePaul (1/30/24)
Assists:	4, 5x, MR: vs. #22 Mississippi State (2/15/25)
Steals:	3, 7x, MR: at #15 Mississippi State (1/18/25)
Blocks:	5, vs. Georgia (1/4/25)
Field Goals:	11, vs. Georgetown (2/7/24)
Free Throws:	10, vs. BYU (11/28/24)
Three Pointers:	4, 2x, MR: vs. DePaul (3/9/24)

SEASON HIGHS	
Points:	22, at LSU (2/8/25)
Rebounds:	7, 4x, MR: at LSU (2/8/25)
Assists:	4, vs. #22 Mississippi State (2/15/25)
Steals:	3, 4x, MR: at #15 Mississippi State (1/18/25)
Blocks:	5, vs. Georgia (1/4/25)
Field Goals:	9, at Louisville (12/3/24)
Free Throws:	10, vs. BYU (11/28/24)
Three Pointers:	2, 6x, MR: vs. Texas (1/29/25)

SEASON SUPERLATIVES	
Double-Figure Points:	14x
Double-Figure Rebounds:	--
Double-Doubles:	--
5+ Rebounds:	11x
5+ Assists:	--
Led Team in Points:	3x
Led Team in Rebounds:	6x
Led Team in Assists:	1x

21 Ja'Von BENSON

Columbia, S.C. • Ridge View • Hampton

Senior • Forward • 6-7 • 220



BIO

AT HAMPTON - 2023-24 (SENIOR*): Saw action in 32 games and made 15 starts ... Averaged 15.2 minutes, 7.1 points and 5.3 rebounds per game ... Led the team with 46 blocks and ranked third in the conference with an average of 1.4 per game ... Posted three double-doubles ... Registered a career-high seven blocks on February 3 against Howard.

AT SOUTH CAROLINA - 2022-23 (JUNIOR), 2021-22 (SOPHOMORE) AND 2020-21 (FRESHMAN): Spent three seasons with the Gamecocks program, playing in 15 games and scoring 29 points.

HIGH SCHOOL: Ranked a three-star prospect and the No. 4 recruit in South Carolina by 247Sports ... Helped lead his high school to back-to-back state championships ... Averaged 17.5 points and 11.2 rebounds per game during his senior season ... Named the South Carolina Class 4A Player of the Year ... Posted a double-double in the state championship game as a junior.

PERSONAL: Son of James Benson and Rennè Outen-Pinckney ... Has five siblings: Kwali, Michael, Miles, Mali, and La'La.

THE BENSON FILE

BIRTHDAY	JANUARY 9, 2002
MAJOR	ATHLETIC ADMINISTRATION (MASTER'S)

CAREER HIGHS

Points: 19, at William & Mary (3/2/24)
Rebounds: 14, at Campbell (2/22/24)
Assists: 3, at Northeastern (2/24/24)
Steals: 2, 2x, MR: at Eastern Mich. (12/21/23)
Blocks: 7, vs. Howard (2/3/24)
Field Goals: 8, at William & Mary (3/2/24)
Free Throws: 6, 2x, MR: at Northeastern (2/24/24)
Three Pointers: 1, 6x, MR: at Hofstra (1/18/24)

SEASON HIGHS

Points: 7, vs. Lindenwood (12/7/24)
Rebounds: 4, vs. Lindenwood (12/7/24)
Assists: --
Steals: 1, 2x, MR: vs. Southern (12/17/24)
Blocks: 1, 2x, MR: at Memphis (12/28/24)
Field Goals: 2, vs. Lindenwood (12/7/24)
Free Throws: 2, 2x, MR: vs. Lindenwood (12/7/24)
Three Pointers: 1, vs. Lindenwood (12/7/24)

SEASON SUPERLATIVES

Double-Figure Points: --
Double-Figure Rebounds: --
Double-Doubles: --
5+ Rebounds: --
5+ Assists: --
Led Team in Points: --
Led Team in Rebounds: --
Led Team in Assists: --

SEASON GAME-BY-GAME

Opponent	Date	GS	MIN	Total		3-Pointers		Free throws		Rebounds				PF	A	TO	BLK	STL	PTS	AVG
				FG-FGA	PCT	3FG-3FGA	PCT	FT-FTA	PCT	OFF	DEF	TOT	AVG							
LIU	11/04/2024		04:22	0-0	.000	0-0	.000	2-2	1.000	0	1	1	1.0	0	0	1	0	1	2	2.0
Grambling	11/08/2024		02:48	0-1	.000	0-0	.000	0-0	.000	0	1	1	1.0	1	0	0	0	0	0	1.0
Oral Roberts	11/21/2024		07:52	1-2	.500	0-0	.000	0-0	.000	1	2	3	1.7	1	0	0	0	0	2	1.3
at Louisville	12/03/2024		01:51	0-0	.000	0-0	.000	0-0	.000	0	0	0	1.3	1	0	1	0	0	0	1.0
Lindenwood	12/07/2024		04:09	2-2	1.000	1-1	1.000	2-2	1.000	1	3	4	1.8	0	0	0	1	0	7	2.2
vs Southern Miss.	12/14/2024		04:22	0-1	.000	0-0	.000	0-2	.000	0	0	0	1.5	2	0	0	0	0	0	1.8
Southern U.	12/17/2024		01:10	0-0	.000	0-0	.000	0-0	.000	0	0	0	1.3	1	0	1	0	1	0	1.6
Queens (NC)	12/21/2024		00:39	0-0	.000	0-0	.000	0-0	.000	0	0	0	1.1	0	0	0	0	0	0	1.4
at Memphis	12/28/2024		01:39	0-0	.000	0-0	.000	0-0	.000	0	0	0	1.0	0	0	0	1	0	0	1.2
Totals		0	28:52	3-6	.500	1-1	1.000	4-6	.667	2	7	9	1.0	6	0	3	2	2	11	1.2

Player Averages

Games Played	Minutes/ game	Points/ game	FG Pct	3FG Pct	FT Pct	Rebounds/ game	Assists/ game	Turnovers/ game	Assist/Turnover ratio	Steals/ game	Blocks/ game
9	3.2	1.2	50.0	100.0	66.7	1.0	0.0	0.3	0.0	0.2	0.2

CAREER STATS

				Field Goals		3-Point		F-Throws		Rebounds				Scoring						
SEASON	TEAM	GP-GS	MIN/AVG	FG-FGA	FG%	3FG-3FGA	3FG%	FT-FTA	FT%	OFF	DEF	TOT	AVG	PF-FO	A	TO	BLK	STL	PTS	AVG
2020-21	SC	3-0	23/7.7	2-7	.286	1-3	.333	1-4	.250	3	3	6	2.0	1-0	2	0	1	0	6	2.0
2021-22	SC	6-0	57/9.6	9-22	.409	0-4	.000	2-6	.333	7	18	25	4.2	10-0	2	8	5	2	20	3.3
2022-23	SC	6-0	18/3.0	1-9	.111	1-5	.200	0-0	.000	0	5	5	0.8	1-0	0	2	1	0	3	0.5
2023-24	Hamp	32-15	486/15.2	86-153	.562	4-8	.500	54-71	.761	61	108	169	5.3	79-1	16	25	46	9	230	7.2
2024-25	UM	9-0	29/3.2	3-6	.500	1-1	1.000	4-6	.667	2	7	9	1.0	6-0	0	3	2	2	11	1.2
TOTAL FOR UM		9-0	29/3.2	3-6	.500	1-1	1.000	4-6	.667	2	7	9	1.0	6-0	0	3	2	2	11	1.2
TOTAL		56-15	613/11.0	101-197	.513	7-21	.333	61-87	.701	73	141	214	3.8	97-1	20	38	55	13	270	4.8

31 Zach
DAY

Midland, Texas • Midland Christian

Freshman • Guard • 6-5 • 185



BIO

HIGH SCHOOL: Averaged 24 points, 7.5 rebounds, and 2.1 assists as a senior at Midland Christian ... Helped lead his team to a state championship.

PERSONAL: Son of Jon and Leslee Day ... Born on January 18 ... Major is freshman studies.

SEASON GAME-BY-GAME

THE DAY FILE

BIRTHDAY	JANUARY 18, 2005
MAJOR	FRESHMAN STUDIES

CAREER HIGHS

Points: --
Rebounds: --
Assists: --
Steals: --
Blocks: --
Field Goals: --
Free Throws: --
Three Pointers: --

SEASON HIGHS

Points: --
Rebounds: --
Assists: --
Steals: --
Blocks: --
Field Goals: --
Free Throws: --
Three Pointers: --

SEASON SUPERLATIVES

Double-Figure Points: --
Double-Figure Rebounds: --
Double-Doubles: --
5+ Rebounds: --
5+ Assists: --
Led Team in Points: --
Led Team in Rebounds: --
Led Team in Assists: --

CAREER STATS

55 Cam BRENT

Senior • Guard • 5-4 • 125



BIO

2022-23 (SOPHOMORE): Did not appear in any games.

PERSONAL: Son of Wayne Brent and Dedra Martin ... Born Sept. 27, 2002 ... Has two siblings: Kristian and Taylor ... Multi-disciplinary studies major.

SEASON GAME-BY-GAME

Opponent	Date	GS	MIN	Total		3-Pointers		Free throws		Rebounds			PF	A	TO	BLK	STL	PTS	AVG
				FG	FGA	PCT	3FG	3FGA	PCT	FT	FTA	PCT							
LIU	11/04/2024		02:12	1-2	.500	0-0	.000	0-0	.000	0	0	0	0.0	0	0	0	0	2	2.0
Oral Roberts	11/21/2024		02:01	0-1	.000	0-1	.000	0-0	.000	0	1	1	0.5	0	0	0	0	0	1.0
Lindenwood	12/07/2024		01:40	0-0	.000	0-0	.000	2-2	1.000	0	1	1	0.7	0	0	0	0	2	1.3
vs Southern Miss.	12/14/2024		02:10	0-0	.000	0-0	.000	0-0	.000	0	1	1	0.8	0	0	0	0	0	1.0
Southern U.	12/17/2024		01:10	0-1	.000	0-0	.000	0-0	.000	0	0	0	0.6	0	0	0	0	0	0.8
Queens (NC)	12/21/2024		00:39	0-0	.000	0-0	.000	0-0	.000	0	0	0	0.5	0	0	0	0	0	0.7
LSU	01/11/2025		00:42	0-0	.000	0-0	.000	0-0	.000	0	0	0	0.4	0	0	0	0	0	0.6
Totals			0 10:34	1-4	.250	0-1	.000	2-2	1.000	0	3	3	0.4	0	0	0	0	4	0.6

Games Played		Minutes/game	Points/game	FG Pct	3FG Pct	FT Pct	Rebounds/game	Assists/game	Turnovers/game	Assist/Turnover ratio	Steals/game	Blocks/game
7	1.5	0.6	25.0	0.0	100.0	0.4	0.0	0.0	0.0	0.0	0.0	0.0

MAJOR MULTI-DISCIPLINARY STUDIES

Points: 2, 2x, MR: vs. Lindenwood (12/7/24)
Rebounds: 1, 3x, MR: vs. Southern Miss (12/14/24)
Assists: 1, vs. Texas A&M (3/9/24)
Steals: 1, vs. Texas A&M (3/9/24)
Blocks: --
Field Goals: 1, vs. Long Island (11/4/24)
Free Throws: 2, vs. Lindenwood (12/7/24)
Three Pointers: --

Points: 2, 2x, MR: vs. Lindenwood (12/7/24)
Rebounds: 1, 3x, MR: vs. Southern Miss (12/14/24)
Assists: --
Steals: --
Blocks: --
Field Goals: 1, vs. Long Island (11/4/24)
Free Throws: 2, vs. Lindenwood (12/7/24)
Three Pointers: --

Double-Figure Points: --
Double-Figure Rebounds: --
Double-Doubles: --
5+ Rebounds: --
5+ Assists: --
Led Team in Points: --
Led Team in Rebounds: --
Led Team in Assists: --

CAREER STATS

				Field Goals		3-Point		F-Throws		Rebounds									Scoring	
SEASON	TEAM	GP-GS	MIN/AVG	FG-FGA	FG%	3FG-3FGA	3FG%	FT-FTA	FT%	OFF	DEF	TOT	AVG	PF-FO	A	TO	BLK	STL	PTS	AVG
2023-24	UM	6-0	11/1.8	0-2	.000	0-1	.000	1-2	.500	0	0	0	0.0	1-0	1	0	0	1	1	0.2
2024-25	UM	7-0	11/1.5	1-4	.250	0-1	.000	2-2	1.000	0	3	3	0.4	0-0	0	0	0	0	4	0.6
TOTAL		13-0	22/1.7	1-6	.167	0-2	.000	3-4	.750	0	3	3	0.2	1-0	1	0	0	1	5	0.4

SJB PAVILION RECORD BOOK

INDIVIDUAL (OLE MISS)

Points:	43	Stefan Moody vs. Mississippi St. (03-03-16)
FG att:	25	Stefan Moody vs. Vanderbilt (02-06-16)
FG made:	13	2x, MR: Breein Tyree vs. Mississippi St. (02-11-20)
3-pt att:	15	Stefan Moody vs. Vanderbilt (02-06-16)
3-pt made:	8	2X, MR: Matthew Murrell vs. Texas A&M (2-28-23)
FT att:	18	3x, MR: D. Shuler vs. No. 16 Auburn (01-28-20)
FT made:	15	2x, MR: Stefan Moody vs. Mississippi St. (03-03-16)
Rebounds:	19	Sebastian Saiz vs. UMass (11-14-16)
Assists:	11	Jaylen Murray vs. Mississippi State (1-30-24)
Blocks:	9	Jamarion Sharp vs. Florida (1-10-24)
Steals:	10	Matthew Murrell vs. Troy (12-19-23)

TEAM (OLE MISS)

Points:	103	vs. Florida (1-10-24)
Few points:	47	vs. Georgia (01-11-17)
FG att:	75	vs. Charleston Southern (11-12-21)
FG made:	41	vs. Valparaiso (12-10-22)
FG pct:	61.5	vs. Chattanooga (12-16-18)
3-pt att:	33	2x, MR: vs. Montana (11-24-16)
3-pt made:	14	2x, MR: vs. Middle Tennessee (12-14-19)
3-pt pct:	63.6	14-22 vs. Middle Tennessee (12-14-19)
FT att:	46	vs. UMass (11-14-16)
FT made:	33	vs. UMass (11-14-16)
FT pct:	100.0	(15-15) vs. #4 Auburn (01-15-22)
Rebounds:	57	vs. Rider (11-30-21)
Assists:	26	2x, MR: vs. Oral Roberts (11-21-24)
Blocks:	16	vs. Florida (1-10-24)
Steals:	16	vs. Troy (12-19-23)

INDIVIDUAL (OPPONENT)

Points:	34	2x, MR: Isaiah Joe, Arkansas (1-11-20)
FG att:	24	Bryce Brown, #10 Auburn (1-9-19)
FG made:	12	Malik Monk, #8 Kentucky (12-29-16)
3-pt att:	19	Bryce Brown, #10 Auburn (1-9-19)
3-pt made:	8	Jaden Shackelford, Alabama (2-9-22)
FT att:	18	Keith Stone, Florida (1-13-18)
FT made:	13	Keith Stone, Florida (1-13-18)
Rebounds:	16	Mark Smith, Kansas State (1-29-22)
Assists:	11	2x, MR: Malachi Smith, Dayton (12-18-21)
Blocks:	8	Clevon Brown, Vanderbilt (3-3-18)
Steals:	5	J.J. Frazier, Georgia (1-9-16)

TEAM (OPPONENT)

Points:	103	2x, MR: Alabama (2-28-24)
Few points:	43	2x, MR: UT Martin (12-22-20)
FG att:	75	vs. Florida (1-10-24)
FG made:	38	#24 Iowa State (1-26-19)
FG pct:	69.1	#24 Iowa State (1-26-19)
3-pt att:	41	South Dakota State (11-28-17)
3-pt made:	18	South Dakota State (11-28-17)
3-pt pct:	63.6	Alabama (2-9-22)
FT att:	37	#18 Memphis (12-4-21)
FT made:	26	2x, MR: #16 Auburn (1-28-20)
FT pct:	93.3	14-15, LSU (2-25-23)
Rebounds:	49	2x, MR: Illinois State (12-16-17)
Assists:	26	#24 Iowa State (1-26-19)
Blocks:	9	#4 Auburn (1-15-22)
Steals:	14	Southern (12-17-24)

SJB PAVILION FAQ

What is the official name?

The official name as of 2024-25 is the Sandy and John Black Pavilion at Ole Miss, or SJB Pavilion for short.

Does The Pavilion have a nickname like the Tad Pad?

No.

When did SJB Pavilion open?

January 7, 2016

What was the total cost?

\$96.5 million

Where is media parking?

Media parking is in either the garage or the lot in front of the track and field facility, and will be distributed by men's basketball contact Mike Swartz.

Where is the media entrance?

The media will-call table is located in the southwest corner of The Pavilion. For those parking inside the garage, media will-call is located on the Parking Level 1 of the parking garage (P1 on elevators). The media entrance will open 2 hours prior to tipoff.

Where is the media workroom?

In The Pavilion, the workroom is located in the southwest corner of the floor level through the visiting team tunnel.

Where is the media seating?

Media seating is located in the at the top of section 101 in the southwest corner of The Pavilion.

How do I obtain media credentials for games at the Pavilion?

Media credentials may be requested through the Athletics Communications Office for game credentials. Requests for credentials should be emailed to Mike Swartz (mgschwartz@olemiss.edu) and will be limited to working members of the media.

Where are the scouting seats located?

Scouting seats are available in the media seating area at the top of section 101. Additional seating may be purchased by contacting Mike Swartz in the Athletics Communications office.

What is the postgame interview policy?

Both team locker rooms are CLOSED to the media following the game. Ole Miss head coach Chris Beard will be brought into the media room approximately 10 minutes after the game. Selected players will join Coach Beard. Visiting coach and player interviews will be coordinated through the visiting team's communications contact.

SJB PAVILION QUICK FACTS

Arena Name	SJB Pavilion
Ground Breaking	July 31, 2014
Opening Date	Jan. 7, 2016
Capacity	9,500
Record Crowd	10,630 (1/30/24)
All-Time Record	103-55 (.652)
Current Streak	L1
Longest Win Streak	12 (11/6/23-1/30/24)

THE PAVILION FIRSTS

First Game	vs. Alabama (1/7/16)
First Win	vs. Alabama (1/7/16)
First Overtime Game	vs. USC (1/19/16)
First Point	Tomasz Gielo (3FG, 19:11/1H)
First FG	Tomasz Gielo (3FG, 19:11/1H)
First 3-Pointer	Tomasz Gielo (19:11/1H)
First Dunk ...	Jimmie Taylor, Alabama (11:00/1H)
First Dunk (OM)	Sebastian Saiz (17:09/2H)

MEDIA ROSTER

